

Premoto3/Promo3 ESBK LIBRES 2

CIRCUITO DE NAVARRA 3.933 m.

Clasificación


Nº	Piloto	Nac	Equipo	Moto	Neum Cl.	Tiempo	Vlt.	Total	Dif.	Km/h
1	58 Jose Luis ARMARIO ROMERO	SPA	GM FUEL-VRC TEAM	MIR RACING	DUNLOP PreMoto3	1:51.225	3	8	-	127.3
2	16 Alvaro FUERTES JUAN	SPA	FUERTES TEAM	BEON	DUNLOP PreMoto3	1:51.585	4	10	+0.360	126.9
3	41 Yvonne CERPA CUELLAR	SPA	IGAXTEAM	BEON	DUNLOP PreMoto3	1:51.883	10	16	+0.658	126.6
4	34 Eitan Gabriel GRAS CORDON	URU	AUSTIN RACING VHC LIQUI MOLY	BEON	DUNLOP PreMoto3	1:51.906	13	13	+0.681	126.5
5	94 Marc AGUILAR GOMEZ	SPA		BEON	DUNLOP PreMoto3	1:51.975	19	19	+0.750	126.4
6	8 Marco GARCIA MIGUEL	SPA	IGAXTEAM	BEON	DUNLOP PreMoto3	1:52.251	10	16	+1.026	126.1
7	18 Pablo OLIVARES RODRIGUEZ	SPA	GM FUEL-VRC TEAM	MIR RACING	DUNLOP PreMoto3	1:52.331	14	18	+1.106	126.0
8	14 Eduardo GUTIERREZ COBO	SPA	QRG MOTOR RACING	BEON	DUNLOP PreMoto3	1:52.576	15	19	+1.351	125.8
9	57 Ruben ROMERO ARIAS	SPA	ILUSION TEAM	BEON	DUNLOP PreMoto3	1:52.735	15	18	+1.510	125.6
10	22 Ben Richard AUSTIN	GBR	AUSTIN RACING VHC LIQUI MOLY	BEON	DUNLOP PreMoto3	1:54.490	4	6	+3.265	123.7
11	11 David GONZALEZ PEREZ	SPA	CUNA DE CAMPEONES	MIR RACING	DUNLOP Promo3	1:55.456	10	19	+4.231	122.6
12	7 Xavi VIDAL FERNANDEZ	SPA	CUNA DE CAMPEONES	MIR RACING	DUNLOP Promo3	1:56.465	13	14	+5.240	121.6
13	49 Xavier MARTINEZ SOSA	SPA	CUNA DE CAMPEONES	MIR RACING	DUNLOP Promo3	1:56.467	19	19	+5.242	121.6
14	25 Kyle PAYNE	GBR	CUNA DE CAMPEONES	MIR RACING	DUNLOP Promo3	1:56.779	9	14	+5.554	121.2
15	35 Adrian COVARRUBIAS GARCIA	SPA	PM MOTORSPORT	MIR RACING	DUNLOP Promo3	1:56.934	7	18	+5.709	121.1
16	44 Mark PEREZ FERRANDO	SPA	CUNA DE CAMPEONES	MIR RACING	DUNLOP Promo3	1:57.350	11	11	+6.125	120.7
17	37 Montague James AMER	GBR	AUSTIN RACING VHC LIQUI MOLY		Dunlop Promo3	1:58.307	17	17	+7.082	119.7
18	21 Mathis FARGIER	FRA	JFJ RACING TEAM		DUNLOP PreMoto3	1:59.081	4	4	+7.856	118.9
19	15 Martim Marco RAMOS REIS	POR	CUNA DE CAMPEONES	MIR RACING	DUNLOP Promo3	1:59.211	13	14	+7.986	118.8
20	98 Mika SIEBDRATH	GER	CUNA DE CAMPEONES	MIR RACING	DUNLOP Promo3	2:00.902	8	16	+9.677	117.1
21	9 Elliot KASSIGIAN	FRA	CUNA DE CAMPEONES	MIR RACING	DUNLOP Promo3	2:02.837	7	10	+11.612	115.3
22	24 Jayant CHOTE	NED	CUNA DE CAMPEONES	MIR RACING	DUNLOP Promo3			1		
23	54 Jesus RIOS MALDONADO	SPA	MRE TALENT	CORSE	DUNLOP Promo3					

Vuelta rápida: Vlt. 3 Jose Luis ARMARIO ROMERO 1:51.225 127.3 Km/h

Hora de publicación:

Estado de pista: **SECO**

Director de Carrera:	Jefe de Cronometraje:
----------------------	-----------------------



Premoto3/Promo3

ESBK LIBRES 2


Clasificación por Clase

Nº Piloto	Nac	Equipo	Moto	Tiempo	Vlt. Total	Dif.	Km/h
PreMoto3							
1	58	Jose Luis ARMARIO ROMERO	SPA GM FUEL-VRC TEAM	MIR RACING	1:51.225	3 8	127.3
2	16	Alvaro FUERTES JUAN	SPA FUERTES TEAM	BEON	1:51.585	4 10	+0.360 +0.360 126.9
3	41	Yvonne CERPA CUELLAR	SPA IGAXTEAM	BEON	1:51.883	10 16	+0.658 +0.298 126.6
4	34	Eitan Gabriel GRAS CORDON	URU AUSTIN RACING VHC LIQUI MOLY	BEON	1:51.906	13 13	+0.681 +0.023 126.5
5	94	Marc AGUILAR GOMEZ	SPA	BEON	1:51.975	19 19	+0.750 +0.069 126.4
6	8	Marco GARCIA MIGUEL	SPA IGAXTEAM	BEON	1:52.251	10 16	+1.026 +0.276 126.1
7	18	Pablo OLIVARES RODRIGUEZ	SPA GM FUEL-VRC TEAM	MIR RACING	1:52.331	14 18	+1.106 +0.080 126.0
8	14	Eduardo GUTIERREZ COBO	SPA QRG MOTOR RACING	BEON	1:52.576	15 19	+1.351 +0.245 125.8
9	57	Ruben ROMERO ARIAS	SPA ILUSION TEAM	BEON	1:52.735	15 18	+1.510 +0.159 125.6
10	22	Ben Richard AUSTIN	GBR AUSTIN RACING VHC LIQUI MOLY	BEON	1:54.490	4 6	+3.265 +1.755 123.7
11	21	Mathis FARGIER	FRA JFJ RACING TEAM		1:59.081	4 4	+7.856 +4.591 118.9
Promo3							
1	11	David GONZALEZ PEREZ	SPA CUNA DE CAMPEONES	MIR RACING	1:55.456	10 19	122.6
2	7	Xavi VIDAL FERNANDEZ	SPA CUNA DE CAMPEONES	MIR RACING	1:56.465	13 14	+1.009 +1.009 121.6
3	49	Xavier MARTINEZ SOSA	SPA CUNA DE CAMPEONES	MIR RACING	1:56.467	19 19	+1.011 +0.002 121.6
4	25	Kyle PAYNE	GBR CUNA DE CAMPEONES	MIR RACING	1:56.779	9 14	+1.323 +0.312 121.2
5	35	Adrian COVARRUBIAS GARCIA	SPA PM MOTORSPORT	MIR RACING	1:56.934	7 18	+1.478 +0.155 121.1
6	44	Mark PEREZ FERRANDO	SPA CUNA DE CAMPEONES	MIR RACING	1:57.350	11 11	+1.894 +0.416 120.7
7	37	Montague James AMER	GBR AUSTIN RACING VHC LIQUI MOLY		1:58.307	17 17	+2.851 +0.957 119.7
8	15	Martim Marco RAMOS REIS	POR CUNA DE CAMPEONES	MIR RACING	1:59.211	13 14	+3.755 +0.904 118.8
9	98	Mika SIEBDRATH	GER CUNA DE CAMPEONES	MIR RACING	2:00.902	8 16	+5.446 +1.691 117.1
10	9	Elliot KASSIGIAN	FRA CUNA DE CAMPEONES	MIR RACING	2:02.837	7 10	+7.381 +1.935 115.3
11	24	Jayant CHOTE	NED CUNA DE CAMPEONES	MIR RACING			1
12	54	Jesus RIOS MALDONADO	SPA MRE TALENT	CORSE			

Hora de publicación:

Estado de pista: **SECO**

Director de Carrera:	Jefe de Cronometraje:
----------------------	-----------------------



Premoto3/Promo3

ESBK

LIBRES 2


Clasificación por Grupo

Nº Piloto	Nac	Equipo	Moto	Tiempo	Vlt. Total	Dif.	Km/h	
C								
1	11	David GONZALEZ PEREZ	SPA	CUNA DE CAMPEONES	MIR RACING	1:55.456	10 19	122.6
2	7	Xavi VIDAL FERNANDEZ	SPA	CUNA DE CAMPEONES	MIR RACING	1:56.465	13 14	+1.009 +1.009 121.6
3	49	Xavier MARTINEZ SOSA	SPA	CUNA DE CAMPEONES	MIR RACING	1:56.467	19 19	+1.011 +0.002 121.6
4	25	Kyle PAYNE	GBR	CUNA DE CAMPEONES	MIR RACING	1:56.779	9 14	+1.323 +0.312 121.2
5	44	Mark PEREZ FERRANDO	SPA	CUNA DE CAMPEONES	MIR RACING	1:57.350	11 11	+1.894 +0.571 120.7
6	15	Martim Marco RAMOS REIS	POR	CUNA DE CAMPEONES	MIR RACING	1:59.211	13 14	+3.755 +1.861 118.8
7	98	Mika SIEBDRATH	GER	CUNA DE CAMPEONES	MIR RACING	2:00.902	8 16	+5.446 +1.691 117.1
8	9	Elliot KASSIGIAN	FRA	CUNA DE CAMPEONES	MIR RACING	2:02.837	7 10	+7.381 +1.935 115.3
9	24	Jayant CHOTE	NED	CUNA DE CAMPEONES	MIR RACING		1	

Hora de publicación:

Estado de pista: **SECO**

Director de Carrera:	Jefe de Cronometraje:
----------------------	-----------------------




Premoto3/Promo3

ESBK
LIBRES 2

Mejores tiempos de sector

Sector 1			Sector 2			Sector 3			Pos	Nº Piloto	Vuelta Ideal	Mejor Vuelta
Pos	Nº Piloto	Tiempo	Nº Piloto	Tiempo	Nº Piloto	Tiempo	Pos	Nº Piloto				
1	58 J.ARMARIO ROMERO	29.789	58 J.ARMARIO ROMERO	40.174	41 Y.CERPA CUELLAR	40.592	1	58 J.ARMARIO ROMERO	1:50.593	1:51.225	(1)	
2	16 A.FUERTES JUAN	29.928	18 P.OLIVARES RODRIGUEZ	40.724	34 E.GRAS CORDON	40.609	2	16 A.FUERTES JUAN	1:51.585	1:51.585	(2)	
3	14 E.GUTIERREZ COBO	30.319	94 M.AGUILAR GOMEZ	40.754	58 J.ARMARIO ROMERO	40.630	3	34 E.GRAS CORDON	1:51.787	1:51.906	(4)	
4	41 Y.CERPA CUELLAR	30.324	34 E.GRAS CORDON	40.826	8 M.GARCIA MIGUEL	40.803	4	41 Y.CERPA CUELLAR	1:51.879	1:51.883	(3)	
5	34 E.GRAS CORDON	30.352	16 A.FUERTES JUAN	40.853	16 A.FUERTES JUAN	40.804	5	94 M.AGUILAR GOMEZ	1:51.975	1:51.975	(5)	
6	94 M.AGUILAR GOMEZ	30.368	8 M.GARCIA MIGUEL	40.897	14 E.GUTIERREZ COBO	40.807	6	8 M.GARCIA MIGUEL	1:52.146	1:52.251	(6)	
7	8 M.GARCIA MIGUEL	30.446	41 Y.CERPA CUELLAR	40.963	94 M.AGUILAR GOMEZ	40.853	7	14 E.GUTIERREZ COBO	1:52.162	1:52.576	(8)	
8	18 P.OLIVARES RODRIGUEZ	30.563	14 E.GUTIERREZ COBO	41.036	18 P.OLIVARES RODRIGUEZ	40.976	8	18 P.OLIVARES RODRIGUEZ	1:52.263	1:52.331	(7)	
9	22 B.AUSTIN	30.657	11 D.GONZALEZ PEREZ	41.464	57 R.ROMERO ARIAS	41.072	9	22 B.AUSTIN	1:54.385	1:54.490	(10)	
10	11 D.GONZALEZ PEREZ	31.505	7 X.VIDAL FERNANDEZ	41.793	22 B.AUSTIN	41.793	10	11 D.GONZALEZ PEREZ	1:54.857	1:55.456	(11)	
11	21 M.FARGIER	31.657	22 B.AUSTIN	41.935	11 D.GONZALEZ PEREZ	41.888	11	7 X.VIDAL FERNANDEZ	1:56.195	1:56.465	(12)	
12	49 X.MARTINEZ SOSA	31.754	35 A.COVARRUBIAS GARCIA	41.938	49 X.MARTINEZ SOSA	42.168	12	49 X.MARTINEZ SOSA	1:56.255	1:56.467	(13)	
13	25 K.PAYNE	31.991	25 K.PAYNE	42.277	25 K.PAYNE	42.388	13	35 A.COVARRUBIAS GARCIA	1:56.618	1:56.934	(15)	
14	7 X.VIDAL FERNANDEZ	32.006	49 X.MARTINEZ SOSA	42.333	7 X.VIDAL FERNANDEZ	42.396	14	25 K.PAYNE	1:56.656	1:56.779	(14)	
15	37 M.AMER	32.106	44 M.PEREZ FERRANDO	42.433	35 A.COVARRUBIAS GARCIA	42.458	15	44 M.PEREZ FERRANDO	1:57.252	1:57.350	(16)	
16	44 M.PEREZ FERRANDO	32.130	37 M.AMER	42.924	44 M.PEREZ FERRANDO	42.689	16	21 M.FARGIER	1:57.723	1:59.081	(18)	
17	35 A.COVARRUBIAS GARCIA	32.222	21 M.FARGIER	43.090	37 M.AMER	42.972	17	37 M.AMER	1:58.002	1:58.307	(17)	
18	15 M.RAMOS REIS	32.554	15 M.RAMOS REIS	43.191	21 M.FARGIER	42.976	18	15 M.RAMOS REIS	1:58.920	1:59.211	(19)	
19	98 M.SIEBDRATH	32.954	98 M.SIEBDRATH	44.008	15 M.RAMOS REIS	43.175	19	98 M.SIEBDRATH	2:00.581	2:00.902	(20)	
20	9 E.KASSIGIAN	33.662	9 E.KASSIGIAN	44.446	98 M.SIEBDRATH	43.619	20	9 E.KASSIGIAN	2:02.712	2:02.837	(21)	




CIRCUITO DE NAVARRA 3.933 m.

Premoto3/Promo3 ESBK Después de LIBRES 2

Velocidad máxima del evento

Nº Piloto	Equipo	Moto	Clase	V.Max	Vit.	Sesión
41 Yvonne CERPA CUELLAR	IGAXTEAM	BEON	PreMoto3	200.0	4	LIBRES 2
14 Eduardo GUTIERREZ COBO	QRG MOTOR RACING	BEON	PreMoto3	199.3	15	LIBRES 2
94 Marc AGUILAR GOMEZ		BEON	PreMoto3	199.3	4	LIBRES 2
58 Jose Luis ARMARIO ROMERO	GM FUEL-VRC TEAM	MIR RACING	PreMoto3	198.2	14	LIBRES 1
8 Marco GARCIA MIGUEL	IGAXTEAM	BEON	PreMoto3	198.2	7	LIBRES 2
57 Ruben ROMERO ARIAS	ILUSION TEAM	BEON	PreMoto3	197.4	14	LIBRES 2
34 Eitan Gabriel GRAS CORDON	AUSTIN RACING VHC LIQUI MOLY	BEON	PreMoto3	197.1	12	LIBRES 1
16 Alvaro FUERTES JUAN	FUERTES TEAM	BEON	PreMoto3	196.7	4	LIBRES 2
18 Pablo OLIVARES RODRIGUEZ	GM FUEL-VRC TEAM	MIR RACING	PreMoto3	195.3	4	LIBRES 2
22 Ben Richard AUSTIN	AUSTIN RACING VHC LIQUI MOLY	BEON	PreMoto3	195.3	15	LIBRES 1
21 Mathis FARGIER	JFJ RACING TEAM		PreMoto3	191.8	5	LIBRES 2
44 Mark PEREZ FERRANDO	CUNA DE CAMPEONES	MIR RACING	Promo3	185.9	14	LIBRES 1
25 Kyle PAYNE	CUNA DE CAMPEONES	MIR RACING	Promo3	185.2	3	LIBRES 2
37 Montague James AMER	AUSTIN RACING VHC LIQUI MOLY		Promo3	185.2	4	LIBRES 2
24 Jayant CHOTE	CUNA DE CAMPEONES	MIR RACING	Promo3	184.0	11	LIBRES 1
49 Xavier MARTINEZ SOSA	CUNA DE CAMPEONES	MIR RACING	Promo3	184.0	16	LIBRES 1
11 David GONZALEZ PEREZ	CUNA DE CAMPEONES	MIR RACING	Promo3	182.4	13	LIBRES 1
9 Elliot KASSIGIAN	CUNA DE CAMPEONES	MIR RACING	Promo3	182.4	16	LIBRES 1
7 Xavi VIDAL FERNANDEZ	CUNA DE CAMPEONES	MIR RACING	Promo3	182.1	16	LIBRES 1
15 Martim Marco RAMOS REIS	CUNA DE CAMPEONES	MIR RACING	Promo3	180.6	2	LIBRES 2
35 Adrian COVARRUBIAS GARCIA	PM MOTORSPORT	MIR RACING	Promo3	178.8	5	LIBRES 1
98 Mika SIEBDRATH	CUNA DE CAMPEONES	MIR RACING	Promo3	177.3	4	LIBRES 2
54 Jesus RIOS MALDONADO	MRE TALENT	CORSE	Promo3	87.7	1	LIBRES 2




Premoto3/Promo3

ESBK

LIBRES 2

Secuencia de vueltas rápidas

T. Sesión	Nº Piloto	Equipo	Moto	Clase	Tiempo	Km/h	Vlt.
4:11.142	34 Eitan Gabriel GRAS CORDON	AUSTIN RACING VHC LIQUI MOLY	BEON	PreMoto3	1:53.339	124.9	2
4:51.696	58 Jose Luis ARMARIO ROMERO	GM FUEL-VRC TEAM	MIR RACING	PreMoto3	1:53.018	125.3	2
4:55.791	16 Alvaro FUERTES JUAN	FUERTES TEAM	BEON	PreMoto3	1:52.487	125.9	2
6:42.921	58 Jose Luis ARMARIO ROMERO	GM FUEL-VRC TEAM	MIR RACING	PreMoto3	1:51.225	127.3	3




Premoto3/Promo3
ESBK
LIBRES 2

Vuelta a vuelta

— Vuelta invalidada ■ Mejor Personal ■ Mejor de la sesión ■ Cruzando por el pit lane

Vlt.	Tiempo	Sector 1	Sector 2	Sector 3	Km/h	T. Sesión	Vlt.	Tiempo	Sector 1	Sector 2	Sector 3	Km/h	T. Sesión	
7	Xavi VIDAL FERNANDEZ SPA							6	1:55.846	31.833	41.464	42.549	122.2	12:27.150
	CUNA DE CAMPEONES MIR RACING							7	1:56.207	31.620	41.930	42.657	121.8	14:23.357
1	4:36.764	B	1:19.793	44.724	2:32.247	51.2	8	1:55.718	31.805	41.824	42.089	122.4	16:19.075	
2	2:07.826		40.885	43.234	43.707	110.8	9	1:55.867	31.750	41.682	42.435	122.2	18:14.942	
3	1:57.967		32.329	42.662	42.976	120.0	10	1:55.456	31.919	41.649	41.888	122.6	20:10.398	
4	1:58.235		32.070	42.885	43.280	119.8	11	6:03.380	B	32.422	42.428	4:48.530	39.0	26:13.778
5	3:29.913	B	33.011	43.044	2:13.858	67.5	12	2:09.407	43.747	43.012	42.648	109.4	28:23.185	
6	2:06.374		40.249	42.720	43.405	112.0	13	1:56.386	32.423	41.807	42.156	121.7	30:19.571	
7	1:57.879		32.260	42.368	43.251	120.1	14	1:55.712	32.173	41.519	42.020	122.4	32:15.283	
8	1:56.687		32.369	41.922	42.396	121.3	15	1:55.558	31.748	41.727	42.083	122.5	34:10.841	
9	1:57.128		32.138	42.214	42.776	120.9	16	1:56.068	32.021	41.676	42.371	122.0	36:06.909	
10	2:12.143	B	33.068	44.015	55.060	107.1	17	1:55.945	31.975	41.786	42.184	122.1	38:02.854	
11	2:09.221		40.059	45.882	43.280	109.6	18	1:55.799	31.895	41.800	42.104	122.3	39:58.653	
12	1:56.848		32.213	42.066	42.569	121.2	19	1:56.085	31.963	42.006	42.116	122.0	41:54.738	
13	1:56.465		32.006	41.793	42.666	121.6								
14	1:57.667		32.641	42.396	42.630	120.3								
8	Marco GARCIA MIGUEL SPA							14	Eduardo GUTIERREZ COBO SPA					
	IGAXTEAM BEON								QRG MOTOR RACING BEON					
1	2:55.224		1:28.436	43.903	42.885	80.8	1	2:52.165	1:25.932	43.171	43.062	82.2	2:52.165	
2	1:54.409		31.449	41.725	41.235	123.8	2	1:55.603	31.933	42.099	41.571	122.5	4:47.768	
3	1:53.558		30.626	41.518	41.414	124.7	3	1:53.577	30.839	41.677	41.061	124.7	6:41.345	
4	1:54.184		30.615	41.834	41.735	124.0	4	1:54.023	31.413	41.454	41.156	124.2	8:35.368	
5	1:53.554		30.446	41.166	41.942	124.7	5	1:54.830	30.319	42.399	42.112	123.3	10:30.198	
6	1:52.577		30.611	40.897	41.069	125.8	6	1:53.015	30.658	41.287	41.070	125.3	12:23.213	
7	9:09.106	B	32.931	42.398	7:53.777	25.8	7	1:53.347	31.006	41.164	41.177	124.9	14:16.560	
8	1:59.876		36.777	41.637	41.462	118.1	8	1:53.397	30.898	41.219	41.280	124.9	16:09.957	
9	1:52.837		30.814	41.004	41.019	125.5	9	5:14.388	B	34.710	42.084	3:57.594	45.0	21:24.345
10	1:52.251				40.827	126.1	10	2:04.749	40.060	42.203	42.486	113.5	23:29.094	
11	1:58.452		32.050	42.535	43.867	119.5	11	1:54.288	31.149	41.316	41.823	123.9	25:23.382	
12	1:55.794		32.155	42.381	41.258	122.3	12	1:52.989	30.720	41.158	41.111	125.3	27:16.371	
13	1:53.433		30.805	41.036	41.592	124.8	13	1:54.463	31.085	41.548	41.830	123.7	29:10.834	
14	3:32.507	B	31.403	42.597	2:18.507	66.6	14	1:53.069	30.791	41.444	40.834	125.2	31:03.903	
15	2:03.487		37.656	44.389	41.442	114.7	15	1:52.576	30.364	41.405	40.807	125.8	32:56.479	
16	1:52.367		30.559	41.005	40.803	126.0	16	1:52.771	30.662	41.239	40.870	125.6	34:49.250	
							17	1:52.966	30.864	41.036	41.066	125.3	36:42.216	
							18	1:59.331	35.832	42.244	41.255	118.7	38:41.547	
							19	1:53.058	30.561	41.379	41.118	125.2	40:34.605	
9	Elliott KASSIGIAN FRA							15	Martim Marco RAMOS REIS POR					
	CUNA DE CAMPEONES MIR RACING								CUNA DE CAMPEONES MIR RACING					
1	2:56.804		1:24.045	46.959	45.800	80.1	1	2:54.200	1:21.635	46.278	46.287	81.3	2:54.200	
2	2:08.239		34.375	48.703	45.161	110.4	2	2:01.628	33.269	43.862	44.497	116.4	4:55.828	
3	2:04.839		34.377	45.313	45.149	113.4	3	2:00.325	32.698	43.903	43.724	117.7	6:56.153	
4	2:04.193		34.058	45.232	44.903	114.0	4	1:59.433	32.554	43.549	43.330	118.6	8:55.586	
5	2:04.431		34.007	45.820	44.604	113.8	5	1:59.491	32.739	43.191	43.561	118.5	10:55.077	
6	2:03.477		33.826	44.835	44.816	114.7	6	1:59.749	32.909	43.304	43.536	118.2	12:54.826	
7	2:02.837		33.662	44.446	44.729	115.3	7	14:03.991	B	35.603	48.359	...	16.8	26:58.817
8	2:03.596		34.074	44.908	44.614	114.6	8	2:18.416	48.946	45.195	44.275	102.3	29:17.233	
9	2:03.134		33.677	44.846	44.611	115.0	9	2:00.289	32.952	43.720	43.617	117.7	31:17.522	
10	2:04.052		34.007	45.056	44.989	114.1	10	2:00.780	32.777	44.201	43.802	117.2	33:18.302	
11	David GONZALEZ PEREZ SPA							11	1:59.747	32.872	43.270	43.605	118.2	35:18.049
	CUNA DE CAMPEONES MIR RACING							12	1:59.942	33.008	43.355	43.579	118.0	37:17.991
1	2:46.151		1:20.701	42.801	42.649	85.2	13	1:59.211	32.647	43.389	43.175	118.8	39:17.202	
2	1:56.561		32.114	42.000	42.447	121.5	14	1:59.460	32.706	43.335	43.419	118.5	41:16.662	
3	1:56.558		31.757	42.388	42.413	121.5								
4	1:56.163		31.907	42.243	42.013	121.9								
5	1:55.871		31.505	41.817	42.549	122.2								
16	Alvaro FUERTES JUAN SPA													
	FUERTES TEAM BEON													
1	3:03.304		1:39.261	42.262	41.781	77.2								



Premoto3/Promo3
ESBK
LIBRES 2

Vuelta a vuelta

— Vuelta invalidada ■ Mejor Personal ■ Mejor de la sesión ■ Cruzando por el pit lane

Vlt.	Tiempo	Sector 1	Sector 2	Sector 3	Km/h	T. Sesión	Vlt.	Tiempo	Sector 1	Sector 2	Sector 3	Km/h	T. Sesión
2	1:52.487	30.489	41.013	40.985	125.9	4:55.791	5	1:58.645	32.958	42.914	42.773	119.3	10:51.545
3	1:51.939	30.152	40.902	40.885	126.5	6:47.730	6	1:58.251	32.503	43.020	42.728	119.7	12:49.796
4	1:51.585	29.928	40.853	40.804	126.9	8:39.315	7	1:57.605	32.167	42.821	42.617	120.4	14:47.401
5	1:54.272	30.734	42.207	41.331	123.9	10:33.587	8	1:56.866	32.023	42.277	42.566	121.2	16:44.267
6	7:05.823B	32.703	43.177	5:49.943	33.3	17:39.410	9	1:56.779	31.991	42.357	42.431	121.2	18:41.046
7	2:04.085	38.121	41.040	44.924	114.1	19:43.495	10	1:58.660	33.140	43.132	42.388	119.3	20:39.706
8	1:53.080	30.325	41.665	41.090	125.2	21:36.575	11	3:36.985B	33.152	43.744	2:20.089	65.3	24:16.691
9	1:52.213			41.180	126.2	23:28.788	12	2:10.353	43.864	43.617	42.872	108.6	26:27.044
10	9:19.745B	30.238	42.133	8:07.374	25.3	32:48.533	13	1:58.145	32.622	42.919	42.604	119.8	28:25.189
							14	1:57.697	32.247	42.895	42.555	120.3	30:22.886

18 Pablo OLIVARES RODRIGUEZ SPA
GM FUEL-VRC TEAM MIR RACING

1	2:59.142	1:30.104	44.005	45.033	79.0	2:59.142
2	1:55.407	31.225	41.809	42.373	122.7	4:54.549
3	1:54.010			41.381	124.2	6:48.559
4	1:53.213	30.563	40.893	41.757	125.1	8:41.772
5	1:54.440	30.648	42.276	41.516	123.7	10:36.212
6	6:57.534B	30.725	41.970	5:44.839	33.9	17:33.746
7	2:02.793	37.917	41.791	43.085	115.3	19:36.539
8	1:54.515	31.206	41.527	41.782	123.6	21:31.054
9	1:57.811	31.382	43.490	42.939	120.2	23:28.865
10	1:55.561	32.366	41.757	41.438	122.5	25:24.426
11	1:53.091	30.854	41.039	41.198	125.2	27:17.517
12	1:55.473			41.752	122.6	29:12.990
13	1:52.873	30.792	40.875	41.206	125.4	31:05.863
14	1:52.331	30.631	40.724	40.976	126.0	32:58.194
15	1:52.768	30.594	40.784	41.390	125.6	34:50.962
16	1:58.665	30.742	44.886	43.037	119.3	36:49.627
17	1:53.899	30.968	41.380	41.551	124.3	38:43.526
18	1:52.883	30.624	40.970	41.289	125.4	40:36.409

21 Mathis FARGIER FRA
JFJ RACING TEAM

1	2:39.121	1:08.474	46.171	44.476	89.0	2:39.121
2	2:01.355	33.165	44.835	43.355	116.7	4:40.476
3	1:59.982	32.871	44.135	42.976	118.0	6:40.458
4	1:59.081	32.510	43.575	42.996	118.9	8:39.539

22 Ben Richard AUSTIN GBR
AUSTIN RACING VHC LIQUI MOLY BEON

1	2:53.979	1:26.643	43.834	43.502	81.4	2:53.979
2	1:57.129	31.259	43.492	42.378	120.9	4:51.108
3	1:55.491	31.141	42.313	42.037	122.6	6:46.599
4	1:54.490	30.686	42.011	41.793	123.7	8:41.089
5	1:54.598	30.657	41.935	42.006	123.6	10:35.687
6	1:56.453	30.947	42.600	42.906	121.6	12:32.140

24 Jayant CHOTE NED
CUNA DE CAMPEONES MIR RACING

1	3:12.478	1:42.151	45.598	44.729	73.6	3:12.478
---	----------	----------	---------------	---------------	------	----------

25 Kyle PAYNE GBR
CUNA DE CAMPEONES MIR RACING

1	2:54.081	1:23.135	45.629	45.317	81.3	2:54.081
2	1:59.491	32.768	43.435	43.288	118.5	4:53.572
3	1:59.812	32.588	43.650	43.574	118.2	6:53.384
4	1:59.516	32.258	43.572	43.686	118.5	8:52.900

34 Eitan Gabriel GRAS CORDON URU
AUSTIN RACING VHC LIQUI MOLY BEON


1	2:17.803	54.220	41.913	41.670	102.7	2:17.803
2	1:53.339	30.732	41.412	41.195	124.9	4:11.142
3	17:38.875B	30.925	47.101	...	13.4	21:50.017
4	1:59.097	36.165	41.767	41.165	118.9	23:49.114
5	1:52.982	30.686	41.215	41.081	125.3	25:42.096
6	1:53.070	30.663	41.514	40.893	125.2	27:35.166
7	1:52.419	30.568	41.032	40.819	125.9	29:27.585
8	1:53.257			40.981	125.0	31:20.842
9	1:52.662			40.946	125.7	33:13.504
10	1:52.153	30.476	40.826	40.851	126.2	35:05.657
11	1:52.568	30.596	41.100	40.872	125.8	36:58.225
12	1:52.017	30.505	40.903	40.609	126.4	38:50.242
13	1:51.906	30.352	40.913	40.641	126.5	40:42.148

35 Adrian COVARRUBIAS GARCIA SPA
PM MOTORSPORT MIR RACING

1	2:26.555	56.743	44.960	44.852	96.6	2:26.555
2	2:01.722	34.632	43.510	43.580	116.3	4:28.277
3	2:01.096	34.597	43.304	43.195	116.9	6:29.373
4	2:01.754	34.437	43.710	43.607	116.3	8:31.127
5	1:59.481	33.734	42.880	42.867	118.5	10:30.608
6	1:57.694	32.495	42.358	42.841	120.3	12:28.302
7	1:56.934	32.538	41.938	42.458	121.1	14:25.236
8	5:25.900B	32.222	43.272	4:10.406	43.4	19:51.136
9	2:10.014	40.751	45.474	43.789	108.9	22:01.150
10	1:58.778	33.340	42.583	42.855	119.2	23:59.928
11	2:00.338	33.787	43.146	43.405	117.7	26:00.266
12	1:57.360	32.684	42.217	42.459	120.6	27:57.626
13	2:16.318B	33.227	44.008	59.083	103.9	30:13.944
14	2:06.623	41.703	42.403	42.517	111.8	32:20.567
15	1:57.257	32.297	42.244	42.716	120.8	34:17.824
16	1:57.215	32.572	42.062	42.581	120.8	36:15.039
17	1:57.029	32.433	42.059	42.537	121.0	38:12.068
18	1:57.262	32.257	42.152	42.853	120.7	40:09.330

37 Montague James AMER GBR
AUSTIN RACING VHC LIQUI MOLY

1	2:52.599	1:15.514	49.914	47.171	82.0	2:52.599
2	1:59.677	32.502	43.866	43.309	118.3	4:52.276
3	2:01.631	34.731	43.272	43.628	116.4	6:53.907
4	1:58.943	32.366	43.546	43.031	119.0	8:52.850
5	2:00.031	33.350	43.257	43.424	118.0	10:52.881
6	1:58.909	32.480	43.005	43.424	119.1	12:51.790
7	1:59.402	32.485	43.534	43.383	118.6	14:51.192



Premoto3/Promo3 ESBK LIBRES 2

Vuelta a vuelta

— Vuelta invalidada ■ Mejor Personal ■ Mejor de la sesión ■ Cruzando por el pit lane

Vlt.	Tiempo	Sector 1	Sector 2	Sector 3	Km/h	T. Sesión	Vlt.	Tiempo	Sector 1	Sector 2	Sector 3	Km/h	T. Sesión
8	7:48.874	40.914	46.725	6:21.235	30.2	22:40.066	12	2:13.318	47.230	43.312	42.776	106.2	27:28.469
9	2:15.459	43.508	46.086	45.865	104.5	24:55.525	13	1:57.453	32.110	42.593	42.750	120.5	29:25.922
10	2:00.134	33.007	43.523	43.604	117.9	26:55.659	14	1:58.133	32.731	42.756	42.646	119.9	31:24.055
11	1:59.779	32.800	43.540	43.439	118.2	28:55.438	15	1:56.832	31.976	42.511	42.345	121.2	33:20.887
12	2:12.735	33.143	45.652	53.940	106.7	31:08.173	16	1:57.132	31.754	42.665	42.713	120.9	35:18.019
13	2:10.380	39.181	46.461	44.738	108.6	33:18.553	17	1:57.228	32.071	42.744	42.413	120.8	37:15.247
14	2:00.250	33.029	44.244	42.977	117.7	35:18.803	18	1:56.717	32.031	42.353	42.333	121.3	39:11.964
15	1:59.253	32.463	43.571	43.219	118.7	37:18.056	19	1:56.467	31.966	42.333	42.168	121.6	41:08.431
16	1:58.477	32.106	43.176	43.195	119.5	39:16.533							
17	1:58.307	32.411	42.924	42.972	119.7	41:14.840							

41 Yvonne CERPA CUELLAR SPA
IGAXTEAM BEON

1	2:52.618	1:27.242	42.875	42.501	82.0	2:52.618
2	1:56.463	31.534	42.885	42.044	121.6	4:49.081
3	1:53.952	30.796	41.620	41.536	124.3	6:43.033
4	1:53.338	30.663	41.747	40.928	124.9	8:36.371
5	1:54.011	30.778	41.249	41.984	124.2	10:30.382
6	1:53.347	30.840	41.249	41.258	124.9	12:23.729
7	9:08.969	31.459	43.908	7:53.602	25.8	21:32.698
8	2:00.733			41.512	117.3	23:33.431
9	1:52.454	30.628	40.963	40.863	125.9	25:25.885
10	1:51.883	30.324	40.967	40.592	126.6	27:17.768
11	1:58.446	30.768	42.892	44.786	119.5	29:16.214
12	1:53.867	31.195	41.374	41.298	124.3	31:10.081
13	1:55.452			42.464	122.6	33:05.533
14	3:33.000	31.431	42.692	2:18.877	66.5	36:38.533
15	2:02.176	38.963	41.918	41.295	115.9	38:40.709
16	1:53.626	30.719	41.659	41.248	124.6	40:34.335

44 Mark PEREZ FERRANDO SPA
CUNA DE CAMPEONES MIR RACING

1	3:20.631	1:52.121	44.664	43.846	70.6	3:20.631
2	2:00.034	33.072	43.225	43.737	118.0	5:20.665
3	1:58.820	32.574	43.190	43.056	119.2	7:19.485
4	1:57.918	32.351	42.878	42.689	120.1	9:17.403
5	1:58.553	32.466	42.667	43.420	119.4	11:15.956
6	1:58.913	32.507	42.918	43.488	119.1	13:14.869
7	1:58.178	32.664	42.468	43.046	119.8	15:13.047
8	20:23.483	32.400			11.6	35:36.530
9	2:05.751	39.110	43.301	43.340	112.6	37:42.281
10	1:58.216	32.462	42.858	42.896	119.8	39:40.497
11	1:57.350	32.130	42.433	42.787	120.7	41:37.847

49 Xavier MARTINEZ SOSA SPA
CUNA DE CAMPEONES MIR RACING

1	2:55.594	1:27.112	44.314	44.168	80.6	2:55.594
2	2:00.138	32.118	43.949	44.071	117.9	4:55.732
3	1:58.154	32.121	42.948	43.085	119.8	6:53.886
4	1:58.895	32.113	43.410	43.372	119.1	8:52.781
5	1:58.517	32.193	43.218	43.106	119.5	10:51.298
6	1:58.278	32.444	42.951	42.883	119.7	12:49.576
7	1:57.965	32.579	42.882	42.504	120.0	14:47.541
8	1:56.878	32.068	42.480	42.330	121.1	16:44.419
9	1:56.754	32.075	42.342	42.337	121.3	18:41.173
10	1:58.423	32.747	43.011	42.665	119.6	20:39.596
11	4:35.555	32.357	43.060	3:20.138	51.4	25:15.151

57 Ruben ROMERO ARIAS SPA
ILUSION TEAM BEON


1	2:31.170		43.158	93.7	2:31.170
2	1:54.130		41.309	124.1	4:25.300
3	1:53.905		41.229	124.3	6:19.205
4	1:54.173		41.428	124.0	8:13.378
5	2:14.359	B	55.762	105.4	10:27.737
6	1:58.822		41.509	119.2	12:26.559
7	1:54.577		41.815	123.6	14:21.136
8	1:54.517		41.659	123.6	16:15.653
9	4:48.426	B	3:33.279	49.1	21:04.079
10	2:05.038		43.065	113.2	23:09.117
11	2:08.307		47.395	110.4	25:17.424
12	1:57.961		41.313	120.0	27:15.385
13	1:55.930		42.459	122.1	29:11.315
14	1:53.158		41.189	125.1	31:04.473
15	1:52.735		41.072	125.6	32:57.208
16	1:52.942		41.127	125.4	34:50.150
17	3:24.100	B	2:03.729	69.4	38:14.250
18	2:14.668		43.391	105.1	40:28.918

58 Jose Luis ARMARIO ROMERO SPA
GM FUEL-VRC TEAM MIR RACING

1	2:58.678	1:28.875	43.469	46.334	79.2	2:58.678	
2	1:53.018	30.566	41.001	41.451	125.3	4:51.696	
3	1:51.225	29.850	40.269	41.106	127.3	6:42.921	
4	1:58.199	36.571	40.998	40.630	119.8	8:41.120	
5	1:51.243	29.789	40.174	41.280	127.3	10:32.363	
6	7:01.235	B	31.500	41.342	5:48.393	33.6	17:33.598
7	2:10.870	40.488	45.856	44.526	108.2	19:44.468	
8	1:52.458	30.422	41.037	40.999	125.9	21:36.926	

94 Marc AGUILAR GOMEZ SPA
BEON

1	2:52.476	1:26.473	43.016	42.987	82.1	2:52.476	
2	1:55.089	31.465	41.968	41.656	123.0	4:47.565	
3	1:53.717	30.813	41.518	41.386	124.5	6:41.282	
4	1:53.897	31.066	41.209	41.622	124.3	8:35.179	
5	1:53.701	31.038	41.240	41.423	124.5	10:28.880	
6	1:54.009	31.137	41.402	41.470	124.2	12:22.889	
7	1:59.496	33.113	43.399	42.984	118.5	14:22.385	
8	1:53.540	30.878	41.289	41.373	124.7	16:15.925	
9	5:09.423	B	30.967	42.030	3:56.426	45.8	21:25.348
10	2:03.602	39.495	42.044	42.063	114.6	23:28.950	
11	1:52.847	30.623	41.031	41.193	125.5	25:21.797	
12	1:53.019	30.650	41.278	41.091	125.3	27:14.816	
13	1:56.453	33.401	41.843	41.209	121.6	29:11.269	
14	1:52.479	30.530	41.024	40.925	125.9	31:03.748	



Premoto3/Promo3


ESBK LIBRES 2

Vuelta a vuelta

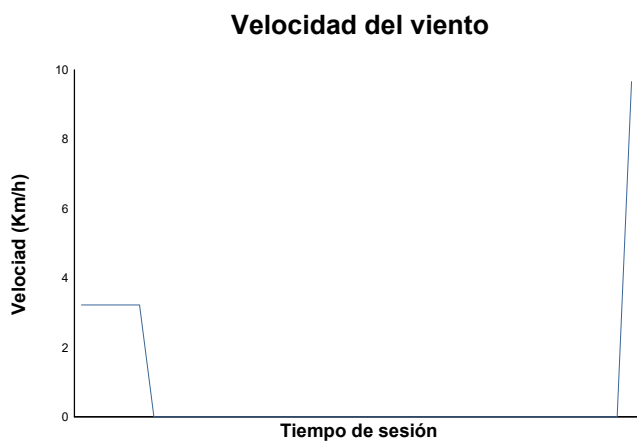
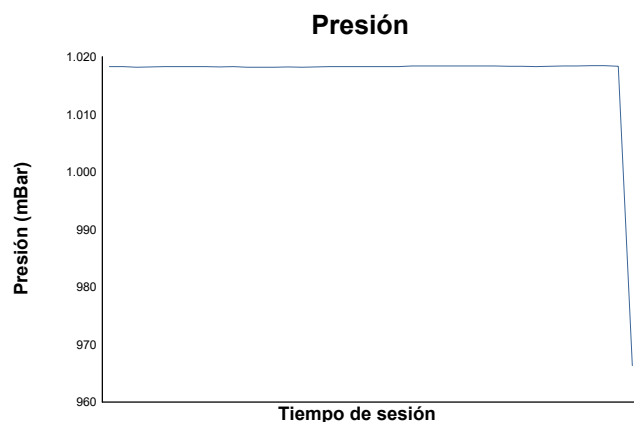
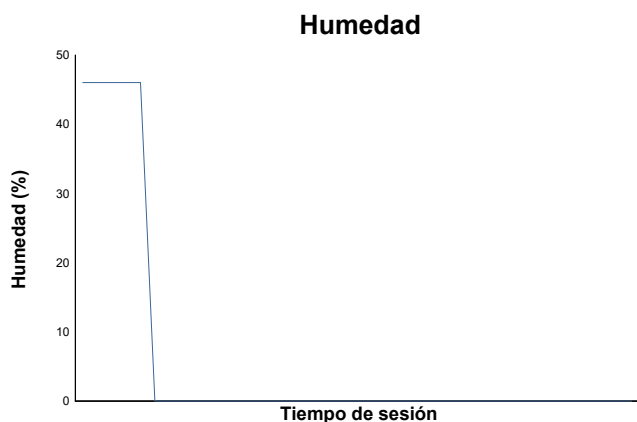
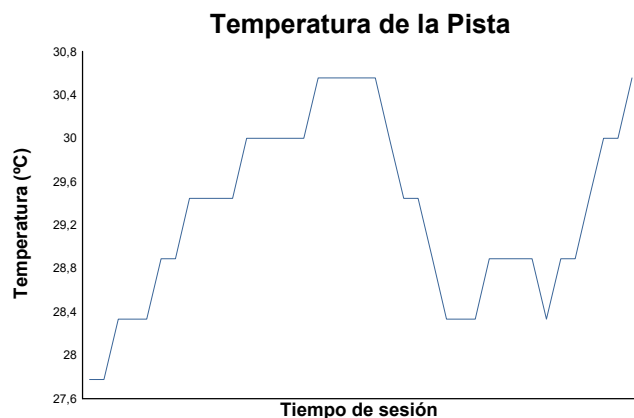
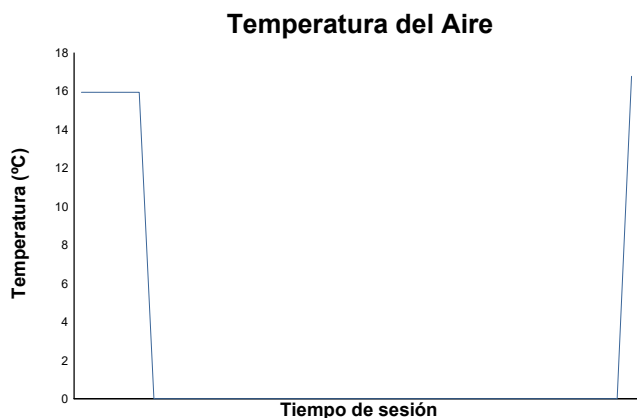
— Vuelta invalidada ■ Mejor Personal ■ Mejor de la sesión B Cruzando por el pit lane

Vlt.	Tiempo	Sector 1	Sector 2	Sector 3	Km/h	T. Sesión	Vlt.	Tiempo	Sector 1	Sector 2	Sector 3	Km/h	T. Sesión
15	1:52.567	30.907	40.785	40.875	125.8	32:56.315							
16	1:52.644	30.597	41.069	40.978	125.7	34:48.959							
17	1:55.025	32.320	41.540	41.165	123.1	36:43.984							
18	1:57.293	31.828	44.218	41.247	120.7	38:41.277							
19	1:51.975	30.368	40.754	40.853	126.4	40:33.252							

98		Mika SIEBDRATH					GER
		CUNA DE CAMPEONES			MIR RACING		
1	3:26.974	1:54.780	46.821	45.373	68.4	3:26.974	
2	2:03.123	33.973	45.043	44.107	115.0	5:30.097	
3	2:02.190	33.324	44.580	44.286	115.9	7:32.287	
4	2:00.972	33.142	44.211	43.619	117.0	9:33.259	
5	2:01.423	33.366	44.103	43.954	116.6	11:34.682	
6	2:01.142	33.086	44.116	43.940	116.9	13:35.824	
7	2:01.187	33.188	44.238	43.761	116.8	15:37.011	
8	2:00.902	33.183	44.039	43.680	117.1	17:37.913	
9	2:01.081	32.954	44.166	43.961	116.9	19:38.994	
10	7:59.212 B	33.207	45.230	6:40.775	29.5	27:38.206	
11	2:23.562	46.568	48.775	48.219	98.6	30:01.768	
12	2:03.027	33.554	44.895	44.578	115.1	32:04.795	
13	2:01.212	33.130	44.087	43.995	116.8	34:06.007	
14	2:01.816	33.102	44.560	44.154	116.2	36:07.823	
15	2:01.080	32.959	44.305	43.816	116.9	38:08.903	
16	2:01.202	33.112	44.008	44.082	116.8	40:10.105	



ESBK
Premoto3/Promo3
LIBRES 2
Informe meteorológico



Estado de pista: **SECO**