

## Premoto3/Promo3 ESBK LIBRES 1

CIRCUITO DE NAVARRA 3.933 m.

### Clasificación


Nº	Piloto	Nac	Equipo	Moto	Neum Cl.	Tiempo	Vlt.	Total	Dif.	Km/h
1	16 Alvaro FUERTES JUAN	SPA	FUERTES TEAM	BEON	DUNLOP PreMoto3	<b>1:52.487</b>	17	17	-	125.9
2	34 Eitan Gabriel GRAS CORDON	URU	AUSTIN RACING VHC LIQUI MOLY	BEON	DUNLOP PreMoto3	<b>1:52.667</b>	14	14	+0.180	125.7
3	58 Jose Luis ARMARIO ROMERO	SPA	GM FUEL-VRC TEAM	MIR RACING	DUNLOP PreMoto3	<b>1:52.983</b>	13	15	+0.496	125.3
4	94 Marc AGUILAR GOMEZ	SPA		BEON	DUNLOP PreMoto3	<b>1:53.646</b>	15	16	+1.159	124.6
5	41 Yvonne CERPA CUELLAR	SPA	IGAXTEAM	BEON	DUNLOP PreMoto3	<b>1:53.917</b>	10	15	+1.430	124.3
6	57 Ruben ROMERO ARIAS	SPA	ILUSION TEAM	BEON	DUNLOP PreMoto3	<b>1:53.961</b>	10	14	+1.474	124.2
7	8 Marco GARCIA MIGUEL	SPA	IGAXTEAM	BEON	DUNLOP PreMoto3	<b>1:54.254</b>	9	13	+1.767	123.9
8	14 Eduardo GUTIERREZ COBO	SPA	QRG MOTOR RACING	BEON	DUNLOP PreMoto3	<b>1:54.409</b>	19	19	+1.922	123.8
9	22 Ben Richard AUSTIN	GBR	AUSTIN RACING VHC LIQUI MOLY	BEON	DUNLOP PreMoto3	<b>1:55.495</b>	16	19	+3.008	122.6
10	11 David GONZALEZ PEREZ	SPA	CUNA DE CAMPEONES	MIR RACING	DUNLOP Promo3	<b>1:55.934</b>	16	16	+3.447	122.1
11	49 Xavier MARTINEZ SOSA	SPA	CUNA DE CAMPEONES	MIR RACING	DUNLOP Promo3	<b>1:57.360</b>	17	19	+4.873	120.6
12	7 Xavi VIDAL FERNANDEZ	SPA	CUNA DE CAMPEONES	MIR RACING	DUNLOP Promo3	<b>1:57.537</b>	18	18	+5.050	120.5
13	25 Kyle PAYNE	GBR	CUNA DE CAMPEONES	MIR RACING	DUNLOP Promo3	<b>1:57.654</b>	14	14	+5.167	120.3
14	44 Mark PEREZ FERRANDO	SPA	CUNA DE CAMPEONES	MIR RACING	DUNLOP Promo3	<b>1:57.956</b>	14	16	+5.469	120.0
15	18 Pablo OLIVARES RODRIGUEZ	SPA	GM FUEL-VRC TEAM	MIR RACING	DUNLOP PreMoto3	<b>1:58.160</b>	11	13	+5.673	119.8
16	24 Jayant CHOTE	NED	CUNA DE CAMPEONES	MIR RACING	DUNLOP Promo3	<b>1:58.403</b>	11	12	+5.916	119.6
17	21 Mathis FARGIER	FRA	JFJ RACING TEAM		DUNLOP PreMoto3	<b>1:59.548</b>	5	5	+7.061	118.4
18	37 Montague James AMER	GBR	AUSTIN RACING VHC LIQUI MOLY		Dunlop Promo3	<b>1:59.874</b>	12	15	+7.387	118.1
19	35 Adrian COVARRUBIAS GARCIA	SPA	PM MOTORSPORT	MIR RACING	DUNLOP Promo3	<b>2:00.075</b>	5	7	+7.588	117.9
20	15 Martim Marco RAMOS REIS	POR	CUNA DE CAMPEONES	MIR RACING	DUNLOP Promo3	<b>2:01.703</b>	9	11	+9.216	116.3
21	9 Elliot KASSIGIAN	FRA	CUNA DE CAMPEONES	MIR RACING	DUNLOP Promo3	<b>2:02.152</b>	15	19	+9.665	115.9
22	98 Mika SIEBDRATH	GER	CUNA DE CAMPEONES	MIR RACING	DUNLOP Promo3	<b>2:02.426</b>	6	9	+9.939	115.7
23	54 Jesus RIOS MALDONADO	SPA	MRE TALENT	CORSE	DUNLOP Promo3					

Vuelta rápida: Vlt. 17 Alvaro FUERTES JUAN 1:52.487 125.9 Km/h

Hora de publicación: .....

Estado de pista: **SECO**

Director de Carrera:	Jefe de Cronometraje:
----------------------	-----------------------



## Premoto3/Promo3

ESBK  
LIBRES 1


### Clasificación por Clase

Nº Piloto	Nac	Equipo	Moto	Tiempo	Vlt. Total	Dif.	Km/h
<b>PreMoto3</b>							
1	16	Alvaro FUERTES JUAN	SPA FUERTES TEAM	BEON	1:52.487	17 17	125.9
2	34	Eitan Gabriel GRAS CORDON	URU AUSTIN RACING VHC LIQUI MOLY	BEON	1:52.667	14 14	+0.180 +0.180 125.7
3	58	Jose Luis ARMARIO ROMERO	SPA GM FUEL-VRC TEAM	MIR RACING	1:52.983	13 15	+0.496 +0.316 125.3
4	94	Marc AGUILAR GOMEZ	SPA	BEON	1:53.646	15 16	+1.159 +0.663 124.6
5	41	Yvonne CERPA CUELLAR	SPA IGAXTEAM	BEON	1:53.917	10 15	+1.430 +0.271 124.3
6	57	Ruben ROMERO ARIAS	SPA ILUSION TEAM	BEON	1:53.961	10 14	+1.474 +0.044 124.2
7	8	Marco GARCIA MIGUEL	SPA IGAXTEAM	BEON	1:54.254	9 13	+1.767 +0.293 123.9
8	14	Eduardo GUTIERREZ COBO	SPA QRG MOTOR RACING	BEON	1:54.409	19 19	+1.922 +0.155 123.8
9	22	Ben Richard AUSTIN	GBR AUSTIN RACING VHC LIQUI MOLY	BEON	1:55.495	16 19	+3.008 +1.086 122.6
10	18	Pablo OLIVARES RODRIGUEZ	SPA GM FUEL-VRC TEAM	MIR RACING	1:58.160	11 13	+5.673 +2.665 119.8
11	21	Mathis FARGIER	FRA JFJ RACING TEAM		1:59.548	5 5	+7.061 +1.388 118.4
<b>Promo3</b>							
1	11	David GONZALEZ PEREZ	SPA CUNA DE CAMPEONES	MIR RACING	1:55.934	16 16	122.1
2	49	Xavier MARTINEZ SOSA	SPA CUNA DE CAMPEONES	MIR RACING	1:57.360	17 19	+1.426 +1.426 120.6
3	7	Xavi VIDAL FERNANDEZ	SPA CUNA DE CAMPEONES	MIR RACING	1:57.537	18 18	+1.603 +0.177 120.5
4	25	Kyle PAYNE	GBR CUNA DE CAMPEONES	MIR RACING	1:57.654	14 14	+1.720 +0.117 120.3
5	44	Mark PEREZ FERRANDO	SPA CUNA DE CAMPEONES	MIR RACING	1:57.956	14 16	+2.022 +0.302 120.0
6	24	Jayant CHOTE	NED CUNA DE CAMPEONES	MIR RACING	1:58.403	11 12	+2.469 +0.447 119.6
7	37	Montague James AMER	GBR AUSTIN RACING VHC LIQUI MOLY		1:59.874	12 15	+3.940 +1.471 118.1
8	35	Adrian COVARRUBIAS GARCIA	SPA PM MOTORSPORT	MIR RACING	2:00.075	5 7	+4.141 +0.201 117.9
9	15	Martim Marco RAMOS REIS	POR CUNA DE CAMPEONES	MIR RACING	2:01.703	9 11	+5.769 +1.628 116.3
10	9	Elliott KASSIGIAN	FRA CUNA DE CAMPEONES	MIR RACING	2:02.152	15 19	+6.218 +0.449 115.9
11	98	Mika SIEBDRATH	GER CUNA DE CAMPEONES	MIR RACING	2:02.426	6 9	+6.492 +0.274 115.7
12	54	Jesus RIOS MALDONADO	SPA MRE TALENT	CORSE			

Hora de publicación: .....

Estado de pista: **SECO**

Director de Carrera:	Jefe de Cronometraje:
----------------------	-----------------------



## Premoto3/Promo3

ESBK

LIBRES 1


### Clasificación por Grupo

Nº Piloto	Nac	Equipo	Moto	Tiempo	Vlt. Total	Dif.	Km/h	
<b>C</b>								
1	11	David GONZALEZ PEREZ	SPA	CUNA DE CAMPEONES	MIR RACING	<b>1:55.934</b>	16 16	<b>122.1</b>
2	49	Xavier MARTINEZ SOSA	SPA	CUNA DE CAMPEONES	MIR RACING	<b>1:57.360</b>	17 19	+1.426 +1.426 <b>120.6</b>
3	7	Xavi VIDAL FERNANDEZ	SPA	CUNA DE CAMPEONES	MIR RACING	<b>1:57.537</b>	18 18	+1.603 +0.177 <b>120.5</b>
4	25	Kyle PAYNE	GBR	CUNA DE CAMPEONES	MIR RACING	<b>1:57.654</b>	14 14	+1.720 +0.117 <b>120.3</b>
5	44	Mark PEREZ FERRANDO	SPA	CUNA DE CAMPEONES	MIR RACING	<b>1:57.956</b>	14 16	+2.022 +0.302 <b>120.0</b>
6	24	Jayant CHOTE	NED	CUNA DE CAMPEONES	MIR RACING	<b>1:58.403</b>	11 12	+2.469 +0.447 <b>119.6</b>
7	15	Martim Marco RAMOS REIS	POR	CUNA DE CAMPEONES	MIR RACING	<b>2:01.703</b>	9 11	+5.769 +3.300 <b>116.3</b>
8	9	Elliot KASSIGIAN	FRA	CUNA DE CAMPEONES	MIR RACING	<b>2:02.152</b>	15 19	+6.218 +0.449 <b>115.9</b>
9	98	Mika SIEBDRATH	GER	CUNA DE CAMPEONES	MIR RACING	<b>2:02.426</b>	6 9	+6.492 +0.274 <b>115.7</b>

Hora de publicación: .....

Estado de pista: **SECO**

Director de Carrera:	Jefe de Cronometraje:
----------------------	-----------------------




## Premoto3/Promo3

ESBK  
LIBRES 1

Mejores tiempos de sector

Sector 1			Sector 2			Sector 3			Pos	Nº Piloto	Vuelta Ideal	Mejor Vuelta
Pos	Nº Piloto	Tiempo	Nº Piloto	Tiempo	Nº Piloto	Tiempo	Pos	Nº Piloto				
1	58 J.ARMARIO ROMERO	30.256	16 A.FUERTES JUAN	40.861	34 E.GRAS CORDON	41.008	1	16 A.FUERTES JUAN	1:52.341	1:52.487	(1)	
2	16 A.FUERTES JUAN	30.378	34 E.GRAS CORDON	41.118	16 A.FUERTES JUAN	41.102	2	34 E.GRAS CORDON	1:52.560	1:52.667	(2)	
3	34 E.GRAS CORDON	30.434	58 J.ARMARIO ROMERO	41.303	94 M.AGUILAR GOMEZ	41.253	3	58 J.ARMARIO ROMERO	1:52.879	1:52.983	(3)	
4	94 M.AGUILAR GOMEZ	30.838	41 Y.CERPA CUELLAR	41.537	58 J.ARMARIO ROMERO	41.320	4	94 M.AGUILAR GOMEZ	1:53.646	1:53.646	(4)	
5	8 M.GARCIA MIGUEL	30.839	8 M.GARCIA MIGUEL	41.554	8 M.GARCIA MIGUEL	41.349	5	8 M.GARCIA MIGUEL	1:53.742	1:54.254	(7)	
6	22 B.AUSTIN	30.937	94 M.AGUILAR GOMEZ	41.555	57 R.ROMERO ARIAS	41.376	6	41 Y.CERPA CUELLAR	1:53.877	1:53.917	(5)	
7	41 Y.CERPA CUELLAR	30.944	11 D.GONZALEZ PEREZ	41.781	41 Y.CERPA CUELLAR	41.396	7	14 E.GUTIERREZ COBO	1:54.409	1:54.409	(8)	
8	14 E.GUTIERREZ COBO	31.109	14 E.GUTIERREZ COBO	41.813	14 E.GUTIERREZ COBO	41.487	8	22 B.AUSTIN	1:55.201	1:55.495	(9)	
9	11 D.GONZALEZ PEREZ	31.684	7 X.VIDAL FERNANDEZ	42.163	22 B.AUSTIN	42.029	9	11 D.GONZALEZ PEREZ	1:55.600	1:55.934	(10)	
10	18 P.OLIVARES RODRIGUEZ	31.836	22 B.AUSTIN	42.235	11 D.GONZALEZ PEREZ	42.135	10	49 X.MARTINEZ SOSA	1:57.276	1:57.360	(11)	
11	44 M.PEREZ FERRANDO	31.972	25 K.PAYNE	42.587	49 X.MARTINEZ SOSA	42.617	11	7 X.VIDAL FERNANDEZ	1:57.427	1:57.537	(12)	
12	49 X.MARTINEZ SOSA	31.994	49 X.MARTINEZ SOSA	42.665	24 J.CHOTE	42.777	12	25 K.PAYNE	1:57.642	1:57.654	(13)	
13	25 K.PAYNE	32.077	18 P.OLIVARES RODRIGUEZ	43.040	44 M.PEREZ FERRANDO	42.848	13	18 P.OLIVARES RODRIGUEZ	1:57.763	1:58.160	(15)	
14	24 J.CHOTE	32.119	35 A.COVARRUBIAS GARCIA	43.045	18 P.OLIVARES RODRIGUEZ	42.887	14	44 M.PEREZ FERRANDO	1:57.956	1:57.956	(14)	
15	7 X.VIDAL FERNANDEZ	32.173	24 J.CHOTE	43.075	25 K.PAYNE	42.978	15	24 J.CHOTE	1:57.971	1:58.403	(16)	
16	21 M.FARGIER	32.290	44 M.PEREZ FERRANDO	43.136	21 M.FARGIER	43.020	16	35 A.COVARRUBIAS GARCIA	1:59.145	2:00.075	(19)	
17	37 M.AMER	32.673	37 M.AMER	43.454	7 X.VIDAL FERNANDEZ	43.091	17	21 M.FARGIER	1:59.237	1:59.548	(17)	
18	35 A.COVARRUBIAS GARCIA	32.696	21 M.FARGIER	43.927	35 A.COVARRUBIAS GARCIA	43.404	18	37 M.AMER	1:59.770	1:59.874	(18)	
19	15 M.RAMOS REIS	33.135	15 M.RAMOS REIS	44.121	37 M.AMER	43.643	19	15 M.RAMOS REIS	2:01.339	2:01.703	(20)	
20	9 E.KASSIGIAN	33.307	9 E.KASSIGIAN	44.489	15 M.RAMOS REIS	44.083	20	9 E.KASSIGIAN	2:01.990	2:02.152	(21)	
21	98 M.SIEBDRATH	33.451	98 M.SIEBDRATH	44.501	9 E.KASSIGIAN	44.194	21	98 M.SIEBDRATH	2:02.176	2:02.426	(22)	
22	57 R.ROMERO ARIAS	36.490	57 R.ROMERO ARIAS	47.528	98 M.SIEBDRATH	44.224	22	57 R.ROMERO ARIAS	2:05.394	1:53.961	(6)	




CIRCUITO DE NAVARRA 3.933 m.

## Premoto3/Promo3 ESBK Después de LIBRES 1

### Velocidad máxima del evento

Nº Piloto	Equipo	Moto	Clase	V.Max	Vit.	Sesión
58 Jose Luis ARMARIO ROMERO	GM FUEL-VRC TEAM	MIR RACING	PreMoto3	198.2	14	LIBRES 1
8 Marco GARCIA MIGUEL	IGAXTEAM	BEON	PreMoto3	197.4	12	LIBRES 1
94 Marc AGUILAR GOMEZ		BEON	PreMoto3	197.4	13	LIBRES 1
34 Eitan Gabriel GRAS CORDON	AUSTIN RACING VHC LIQUI MOLY	BEON	PreMoto3	197.1	12	LIBRES 1
14 Eduardo GUTIERREZ COBO	QRG MOTOR RACING	BEON	PreMoto3	196.7	16	LIBRES 1
41 Yvonne CERPA CUELLAR	IGAXTEAM	BEON	PreMoto3	196.7	11	LIBRES 1
22 Ben Richard AUSTIN	AUSTIN RACING VHC LIQUI MOLY	BEON	PreMoto3	195.3	15	LIBRES 1
16 Alvaro FUERTES JUAN	FUERTES TEAM	BEON	PreMoto3	193.2	14	LIBRES 1
57 Ruben ROMERO ARIAS	ILUSION TEAM	BEON	PreMoto3	190.8	13	LIBRES 1
18 Pablo OLIVARES RODRIGUEZ	GM FUEL-VRC TEAM	MIR RACING	PreMoto3	189.8	14	LIBRES 1
21 Mathis FARGIER	JFJ RACING TEAM		PreMoto3	185.9	5	LIBRES 1
44 Mark PEREZ FERRANDO	CUNA DE CAMPEONES	MIR RACING	Promo3	185.9	14	LIBRES 1
37 Montague James AMER	AUSTIN RACING VHC LIQUI MOLY		Promo3	184.3	8	LIBRES 1
24 Jayant CHOTE	CUNA DE CAMPEONES	MIR RACING	Promo3	184.0	11	LIBRES 1
25 Kyle PAYNE	CUNA DE CAMPEONES	MIR RACING	Promo3	184.0	15	LIBRES 1
49 Xavier MARTINEZ SOSA	CUNA DE CAMPEONES	MIR RACING	Promo3	184.0	16	LIBRES 1
11 David GONZALEZ PEREZ	CUNA DE CAMPEONES	MIR RACING	Promo3	182.4	13	LIBRES 1
9 Elliot KASSIGIAN	CUNA DE CAMPEONES	MIR RACING	Promo3	182.4	16	LIBRES 1
7 Xavi VIDAL FERNANDEZ	CUNA DE CAMPEONES	MIR RACING	Promo3	182.1	16	LIBRES 1
15 Martim Marco RAMOS REIS	CUNA DE CAMPEONES	MIR RACING	Promo3	178.8	7	LIBRES 1
35 Adrian COVARRUBIAS GARCIA	PM MOTORSPORT	MIR RACING	Promo3	178.8	5	LIBRES 1
98 Mika SIEBDRATH	CUNA DE CAMPEONES	MIR RACING	Promo3	176.5	4	LIBRES 1
54 Jesus RIOS MALDONADO	MRE TALENT	CORSE	Promo3	62.5	1	LIBRES 1



## Premoto3/Promo3


ESBK

LIBRES 1

### Secuencia de vueltas rápidas

T. Sesión	Nº Piloto	Equipo	Moto	Clase	Tiempo	Km/h	Vlt.
4:26.463	<b>34</b> Eitan Gabriel GRAS CORDON	AUSTIN RACING VHC LIQUI MOLY	BEON	PreMoto3	<b>1:55.667</b>	122.4	2
4:44.248	<b>57</b> Ruben ROMERO ARIAS	ILUSION TEAM	BEON	PreMoto3	<b>1:54.774</b>	123.4	2
5:30.442	<b>16</b> Alvaro FUERTES JUAN	FUERTES TEAM	BEON	PreMoto3	<b>1:54.410</b>	123.8	2
7:24.160	<b>16</b> Alvaro FUERTES JUAN	FUERTES TEAM	BEON	PreMoto3	<b>1:53.718</b>	124.5	3
9:17.716	<b>16</b> Alvaro FUERTES JUAN	FUERTES TEAM	BEON	PreMoto3	<b>1:53.556</b>	124.7	4
13:56.098	<b>34</b> Eitan Gabriel GRAS CORDON	AUSTIN RACING VHC LIQUI MOLY	BEON	PreMoto3	<b>1:53.443</b>	124.8	7
22:55.887	<b>16</b> Alvaro FUERTES JUAN	FUERTES TEAM	BEON	PreMoto3	<b>1:53.278</b>	125.0	9
24:48.889	<b>16</b> Alvaro FUERTES JUAN	FUERTES TEAM	BEON	PreMoto3	<b>1:53.002</b>	125.3	10
35:47.822	<b>34</b> Eitan Gabriel GRAS CORDON	AUSTIN RACING VHC LIQUI MOLY	BEON	PreMoto3	<b>1:52.967</b>	125.3	13
36:10.379	<b>16</b> Alvaro FUERTES JUAN	FUERTES TEAM	BEON	PreMoto3	<b>1:52.871</b>	125.4	14
37:40.489	<b>34</b> Eitan Gabriel GRAS CORDON	AUSTIN RACING VHC LIQUI MOLY	BEON	PreMoto3	<b>1:52.667</b>	125.7	14
41:51.093	<b>16</b> Alvaro FUERTES JUAN	FUERTES TEAM	BEON	PreMoto3	<b>1:52.487</b>	125.9	17






## Premoto3/Promo3 ESBK LIBRES 1

Vuelta a vuelta

— Vuelta invalidada    ■ Mejor Personal    ■ Mejor de la sesión    ■ Cruzando por el pit lane

Vlt.	Tiempo	Sector 1	Sector 2	Sector 3	Km/h	T. Sesión	Vlt.	Tiempo	Sector 1	Sector 2	Sector 3	Km/h	T. Sesión					
<b>16</b>	<b>Alvaro FUERTES JUAN</b>						SPA	11	1:55.960	31.275	42.487	42.198	122.1	26:22.165				
	FUERTES TEAM						BEON	12	1:56.266	31.105	42.522	42.639	121.8	28:18.431				
1	3:36.032	2:11.332	42.703	41.997	65.5	3:36.032	13	1:56.393	31.197	42.645	42.551	121.6	30:14.824					
2	1:54.410	31.056	41.837	41.517	123.8	5:30.442	14	1:55.603	31.003	42.424	42.176	122.5	32:10.427					
3	1:53.718	30.718	41.357	41.643	124.5	7:24.160	15	1:55.545	<b>30.937</b>	42.513	42.095	122.5	34:05.972					
4	1:53.556	30.834	41.213	41.509	124.7	9:17.716	16	<b>1:55.495</b>	30.976	42.440	42.079	122.6	36:01.467					
5	1:53.876	30.919	41.532	41.425	124.3	11:11.592	17	1:55.925	31.142	42.502	42.281	122.1	37:57.392					
6	5:56.790 <b>B</b>	31.272	42.315	4:43.203	39.7	17:08.382	18	1:56.338	31.355	42.533	42.450	121.7	39:53.730					
7	2:00.593	36.400	42.509	41.684	117.4	19:08.975	19	1:55.619	31.271	<b>42.235</b>	42.113	122.5	41:49.349					
8	1:53.634	30.589	41.574	41.471	124.6	21:02.609							<b>24</b>	<b>Jayant CHOTE</b>			NED	
9	1:53.278	30.453	41.484	41.341	125.0	22:55.887							CUNA DE CAMPEONES			MIR RACING		
10	1:53.002	30.629	41.089	41.284	125.3	24:48.889	1	3:09.117	1:38.679	45.710	44.728	74.9	3:09.117					
11	1:53.213	30.934	40.961	41.318	125.1	26:42.102	2	2:00.584	32.991	43.748	43.845	117.4	5:09.701					
12	5:33.713 <b>B</b>	31.703	42.112	4:19.898	42.4	32:15.815	3	2:01.632	33.093	44.426	44.113	116.4	7:11.333					
13	2:01.693	37.506	42.104	42.083	116.3	34:17.508	4	9:23.793 <b>B</b>	32.842	43.093	8:07.858	25.1	16:35.126					
14	1:52.871	<b>30.378</b>	41.042	41.451	125.4	36:10.379	5	2:17.336	47.182	45.776	44.378	103.1	18:52.462					
15	1:55.053	30.378	43.133	41.542	123.1	38:05.432	6	2:05.460	34.204	47.093	44.163	112.9	20:57.922					
16	1:53.174	30.627	40.984	41.563	125.1	39:58.606	7	2:00.143	33.124	43.850	43.169	117.8	22:58.065					
17	<b>1:52.487</b>	30.524	<b>40.861</b>	<b>41.102</b>	125.9	41:51.093	8	2:40.398 <b>B</b>	39.586	52.785	1:08.027	88.3	25:38.463					
							9	2:24.048	56.697	43.659	43.692	98.3	28:02.511					
							10	2:18.148	35.558	54.739	47.851	102.5	30:20.659					
							11	<b>1:58.403</b>	32.551	<b>43.075</b>	<b>42.777</b>	119.6	32:19.062					
							12	1:59.835	32.215	44.807	42.813	118.2	34:18.897					
<b>18</b>	<b>Pablo OLIVARES RODRIGUEZ</b>						SPA							<b>25</b>	<b>Kyle PAYNE</b>			GBR
	GM FUEL-VRC TEAM						MIR RACING							CUNA DE CAMPEONES			MIR RACING	
1	3:28.527	1:48.501	52.196	47.830	67.9	3:28.527	1	3:10.404	1:38.435	46.808	45.161	74.4	3:10.404					
2	2:05.682	34.736	46.099	44.847	112.7	5:34.209	2	2:02.752	33.560	44.700	44.492	115.3	5:13.156					
3	2:01.927	32.961	44.788	44.178	116.1	7:36.136	3	2:01.351	33.575	44.377	43.399	116.7	7:14.507					
4	2:00.120	32.434	44.365	43.321	117.9	9:36.256	4	2:00.479	32.305	44.084	44.090	117.5	9:14.986					
5	1:59.695	32.208	43.651	43.836	118.3	11:35.951	5	2:00.257	33.479	43.709	43.069	117.7	11:15.243					
6	1:59.153	32.546	43.646	42.961	118.8	13:35.104	6	1:59.756	32.754	43.769	43.233	118.2	13:14.999					
7	1:58.334	31.894	43.360	43.080	119.7	15:33.438	7	2:00.363	32.658	43.720	43.985	117.6	15:15.362					
8	8:08.157 <b>B</b>	32.669	<b>43.040</b>	6:52.448	29.0	23:41.595	8	1:59.298	32.848	43.472	<b>42.978</b>	118.7	17:14.660					
9	2:42.835 <b>B</b>	46.786	50.838	1:05.211	87.0	26:24.430	9	3:28.757 <b>B</b>	33.728	43.521	2:11.508	67.8	20:43.417					
10	2:06.202	39.070	43.850	43.282	112.2	28:30.632	10	2:10.242	42.744	43.768	43.730	108.7	22:53.659					
11	<b>1:58.160</b>	32.157	43.116	<b>42.887</b>	119.8	30:28.792	11	1:59.356	33.083	43.181	43.092	118.6	24:53.015					
12	5:20.973 <b>B</b>	<b>31.836</b>	45.969	4:03.168	44.1	35:49.765	12	1:58.516	32.464	43.054	42.998	119.5	26:51.531					
13	2:09.138	42.649	43.516	42.973	109.6	37:58.903	13	1:58.504	32.352	42.943	43.209	119.5	28:50.035					
							14	<b>1:57.654</b>	<b>32.077</b>	<b>42.587</b>	42.990	120.3	30:47.689					
<b>21</b>	<b>Mathis FARGIER</b>						FRA							<b>34</b>	<b>Eitan Gabriel GRAS CORDON</b>			URU
	JFJ RACING TEAM													AUSTIN RACING VHC LIQUI MOLY			BEON	
1	3:23.113	1:47.822	50.022	45.269	69.7	3:23.113	1	2:30.796	1:00.414	47.985	42.397	93.9	2:30.796					
2	2:02.156	33.630	44.724	43.802	115.9	5:25.269	2	1:55.667	31.300	42.316	42.051	122.4	4:26.463					
3	1:59.983	32.711	44.252	<b>43.020</b>	118.0	7:25.252	3	1:54.718	31.285	41.760	41.673	123.4	6:21.181					
4	2:03.364	33.271	46.110	43.983	114.8	9:28.616	4	1:54.034	30.988	41.664	41.382	124.2	8:15.215					
5	<b>1:59.548</b>	32.364	<b>43.927</b>	43.257	118.4	11:28.164	5	1:53.725	30.697	41.606	41.422	124.5	10:08.940					
							6	1:53.715	30.838	41.414	41.463	124.5	12:02.655					
							7	1:53.443	30.685	41.387	41.371	124.8	13:56.098					
							8	12:18.424 <b>B</b>	35.888	43.406	...	19.2	26:14.522					
							9	2:00.202	35.997	42.639	41.566	117.8	28:14.724					
							10	1:53.545	30.750	41.443	41.352	124.7	30:08.269					
							11	1:53.461	30.678	41.345	41.438	124.8	32:01.730					
							12	1:53.125	<b>30.434</b>	41.267	41.424	125.2	33:54.855					
							13	1:52.967			41.111	125.3	35:47.822					





# Premoto3/Promo3 ESBK LIBRES 1

## Vuelta a vuelta

— Vuelta invalidada    ■ Mejor Personal    ■ Mejor de la sesión    ■ Cruzando por el pit lane

Vlt.	Tiempo	Sector 1	Sector 2	Sector 3	Km/h	T. Sesión
14	<b>1:52.667</b>	30.541	<b>41.118</b>	<b>41.008</b>	125.7	37:40.489

<b>35</b> Adrian COVARRUBIAS GARCIA SPA						
PM MOTORSPORT				MIR RACING		
1	3:23.048	1:48.509	49.151	45.388	69.7	3:23.048
2	2:02.775	34.169	44.426	44.180	115.3	5:25.823
3	2:00.516	33.378	43.734	<b>43.404</b>	117.5	7:26.339
4	2:02.759	<b>32.696</b>	45.709	44.354	115.3	9:29.098
5	<b>2:00.075</b>	32.821	43.269	43.985	117.9	11:29.173
6	2:08.433	33.035	51.661	43.737	110.2	13:37.606
7	2:00.307	33.009	<b>43.045</b>	44.253	117.7	15:37.913

<b>37</b> Montague James AMER GBR						
AUSTIN RACING VHC LIQUI MOLY						
1	3:04.246	1:30.474	47.925	45.847	76.8	3:04.246
2	2:04.251	34.141	45.101	45.009	114.0	5:08.497
3	2:03.242	33.505	44.860	44.877	114.9	7:11.739
4	2:03.197	34.125	44.391	44.681	114.9	9:14.936
5	2:01.946	33.926	44.195	43.825	116.1	11:16.882
6	9:40.224 B	33.000	45.685	8:21.539	24.4	20:57.106
7	2:15.468	44.962	45.094	45.412	104.5	23:12.574
8	2:00.968	32.936	43.941	44.091	117.0	25:13.542
9	2:00.237	33.077	<b>43.454</b>	43.706	117.8	27:13.779
10	2:00.397	32.824	43.930	<b>43.643</b>	117.6	29:14.176
11	2:00.792	32.977	43.823	43.992	117.2	31:14.968
12	<b>1:59.874</b>	<b>32.673</b>	43.539	43.662	118.1	33:14.842
13	2:00.191	32.721	43.811	43.659	117.8	35:15.033
14	3:41.360 B	35.789	47.113	2:18.458	64.0	38:56.393
15	2:13.431	40.186	46.429	46.816	106.1	41:09.824

<b>41</b> Yvonne CERPA CUELLAR SPA						
IGAXTEAM BEON						
1	2:50.654	1:24.224	43.931	42.499	83.0	2:50.654
2	1:54.987			42.079	123.1	4:45.641
3	1:56.396	31.180	43.107	42.109	121.6	6:42.037
4	1:59.149	32.583	44.068	42.498	118.8	8:41.186
5	1:59.509	32.497	44.492	42.520	118.5	10:40.695
6	1:56.158	31.076	43.199	41.883	121.9	12:36.853
7	8:33.723 B	31.200	42.887	7:19.636	27.6	21:10.576
8	2:02.101	37.673	42.775	41.653	116.0	23:12.677
9	1:55.501	31.142	42.747	41.612	122.6	25:08.178
10	<b>1:53.917</b>	30.958	<b>41.537</b>	41.422	124.3	27:02.095
11	1:56.540	31.457	43.426	41.657	121.5	28:58.635
12	6:37.397 B	31.661	42.172	5:23.564	35.6	35:36.032
13	2:03.291	36.779	43.068	43.444	114.8	37:39.323
14	1:57.953	31.656	44.081	42.216	120.0	39:37.276
15	1:54.012	<b>30.944</b>	41.672	<b>41.396</b>	124.2	41:31.288


<b>44</b> Mark PEREZ FERRANDO SPA						
CUNA DE CAMPEONES				MIR RACING		
1	3:14.937	1:41.684	48.392	44.861	72.6	3:14.937
2	2:03.373	34.458	44.560	44.355	114.8	5:18.310
3	2:03.708	33.157	45.944	44.607	114.5	7:22.018
4	2:00.516	32.845	44.023	43.648	117.5	9:22.534
5	2:02.911			44.000	115.2	11:25.445
6	2:00.553	33.066	43.902	43.585	117.4	13:25.998
7	2:00.101	33.022	43.616	43.463	117.9	15:26.099

Vlt.	Tiempo	Sector 1	Sector 2	Sector 3	Km/h	T. Sesión
8	1:59.153	32.723	43.234	43.196	118.8	17:25.252
9	1:59.171	32.695	43.182	43.294	118.8	19:24.423
10	8:37.255 B	32.588	44.237	7:20.430	27.4	28:01.678
11	2:18.520	46.488	46.668	45.364	102.2	30:20.198
12	2:00.175	32.789	43.846	43.540	117.8	32:20.373
13	1:59.530	32.785	43.453	43.292	118.5	34:19.903
14	<b>1:57.956</b>	<b>31.972</b>	<b>43.136</b>	<b>42.848</b>	120.0	36:17.859
15	2:03.235	33.326	46.199	43.710	114.9	38:21.094
16	1:59.274	32.903	43.266	43.105	118.7	40:20.368

<b>49</b> Xavier MARTINEZ SOSA SPA						
CUNA DE CAMPEONES				MIR RACING		
1	3:11.049	1:39.201	46.390	45.458	74.1	3:11.049
2	2:02.093	33.122	44.756	44.215	116.0	5:13.142
3	2:00.733	33.237	43.956	43.540	117.3	7:13.875
4	2:00.987	32.664	43.986	44.337	117.0	9:14.862
5	2:00.784	33.061	44.513	43.210	117.2	11:15.646
6	1:59.725	32.530	43.812	43.383	118.3	13:15.371
7	1:59.926	32.614	43.615	43.697	118.1	15:15.297
8	1:59.721	33.091	43.604	43.026	118.3	17:15.018
9	2:24.137 B	33.047	43.484	1:07.606	98.2	19:39.155
10	2:07.959	40.378	44.043	43.538	110.7	21:47.114
11	1:59.440	32.705	43.548	43.187	118.5	23:46.554
12	1:59.007	32.662	43.310	43.035	119.0	25:45.561
13	1:58.725	32.568	43.266	42.891	119.3	27:44.286
14	2:34.399 B	32.617	43.391	1:18.391	91.7	30:18.685
15	2:12.903	46.069	43.681	43.153	106.5	32:31.588
16	1:57.643	<b>31.994</b>	42.794	42.855	120.4	34:29.231
17	<b>1:57.360</b>	32.039	<b>42.665</b>	42.656	120.6	36:26.591
18	1:57.961	32.124	43.001	42.836	120.0	38:24.552
19	1:57.835	32.084	43.134	<b>42.617</b>	120.2	40:22.387

<b>57</b> Ruben ROMERO ARIAS SPA						
ILUSION TEAM				BEON		
1	2:49.474			41.846	83.5	2:49.474
2	1:54.774			41.594	123.4	4:44.248
3	1:54.592			<b>41.376</b>	123.6	6:38.840
4	1:54.846			41.376	123.3	8:33.686
5	3:24.247 B			2:02.440	69.3	11:57.933
6	2:04.787			43.130	113.5	14:02.720
7	1:59.551			45.695	118.4	16:02.271
8	7:03.263 B	<b>36.490</b>	<b>47.528</b>	5:39.245	33.5	23:05.534
9	2:03.511			41.699	114.6	25:09.045
10	<b>1:53.961</b>			41.590	124.2	27:03.006
11	1:55.123			41.610	123.0	28:58.129
12	1:56.242			42.643	121.8	30:54.371
13	2:50.688 B			1:36.372	83.0	33:45.059
14	2:05.543			42.620	112.8	35:50.602

<b>58</b> Jose Luis ARMARIO ROMERO SPA						
GM FUEL-VRC TEAM				MIR RACING		
1	3:28.810	1:47.225	53.639	47.946	67.8	3:28.810
2	2:02.065	34.252	44.452	43.361	116.0	5:30.875
3	1:56.517	31.407	42.793	42.317	121.5	7:27.392
4	1:58.039	31.438	44.637	41.964	120.0	9:25.431
5	1:55.583	30.926	42.884	41.773	122.5	11:21.014
6	1:54.239	30.714	41.755	41.770	123.9	13:15.253



## Premoto3/Promo3 ESBK LIBRES 1


### Vuelta a vuelta

— Vuelta invalidada    ■ Mejor Personal    ■ Mejor de la sesión    B Cruzando por el pit lane

Vlt.	Tiempo	Sector 1	Sector 2	Sector 3	Km/h	T. Sesión	Vlt.	Tiempo	Sector 1	Sector 2	Sector 3	Km/h	T. Sesión
7	10:26.212	B	30.886	44.147	9:11.179	22.6	23:41.465						
8	2:45.168	B	47.259	51.295	1:06.614	85.7	26:26.633						
9	2:03.978		37.723	43.329	42.926	114.2	28:30.611						
10	1:54.048		30.764	41.642	41.642	124.1	30:24.659						
11	1:54.311		31.009	41.438	41.864	123.9	32:18.970						
12	1:58.829				42.905	119.2	34:17.799						
13	1:52.983		30.360	41.303	41.320	125.3	36:10.782						
14	2:19.423	B	30.256	41.353	1:07.814	101.6	38:30.205						
15	2:00.932		37.440	41.794	41.698	117.1	40:31.137						

94	Marc AGUILAR GOMEZ	SPA					
		BEON					
1	6:38.215	B	2:12.559	42.886	3:42.770	35.6	6:38.215
2	2:21.582		38.282	43.211	1:00.089	100.0	8:59.797
3	4:59.379	B	32.008	42.172	3:45.199	47.3	13:59.176
4	2:07.705		39.482	45.303	42.920	110.9	16:06.881
5	1:57.947		32.524	43.116	42.307	120.0	18:04.828
6	1:56.039		31.580	42.412	42.047	122.0	20:00.867
7	1:55.144		31.369	42.063	41.712	123.0	21:56.011
8	1:55.134		31.228	42.131	41.775	123.0	23:51.145
9	2:11.745		38.294	50.444	43.007	107.5	26:02.890
10	1:55.029		31.503	41.923	41.603	123.1	27:57.919
11	1:54.314		31.168	41.630	41.516	123.9	29:52.233
12	1:54.675		31.053	41.882	41.740	123.5	31:46.908
13	1:54.335		31.181	41.743	41.411	123.8	33:41.243
14	1:54.318		30.892	41.833	41.593	123.9	35:35.561
15	1:53.646		30.838	41.555	41.253	124.6	37:29.207
16	1:54.381		31.125	41.706	41.550	123.8	39:23.588

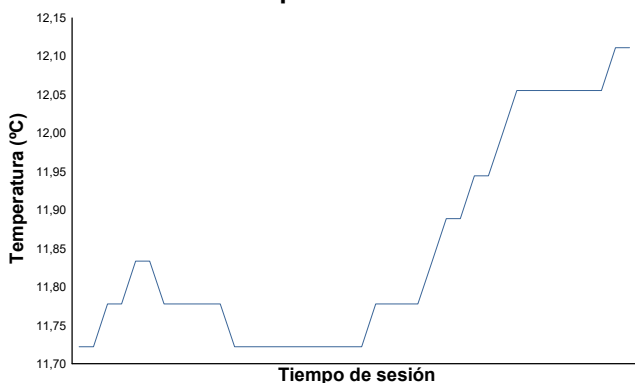
98	Mika SIEBDRATH	GER					
		MIR RACING					
1	3:14.390		1:39.080	49.273	46.037	72.8	3:14.390
2	2:06.232		35.372	46.013	44.847	112.2	5:20.622
3	2:04.104		33.880	45.437	44.787	114.1	7:24.726
4	2:04.489		33.545	46.172	44.772	113.7	9:29.215
5	2:03.156		33.819	44.698	44.639	115.0	11:32.371
6	2:02.426		33.451	44.501	44.474	115.7	13:34.797
7	4:05.298	B	33.686	44.837	2:46.775	57.7	17:40.095
8	2:13.385		42.389	46.016	44.980	106.1	19:53.480
9	2:02.904		33.791	44.889	44.224	115.2	21:56.384



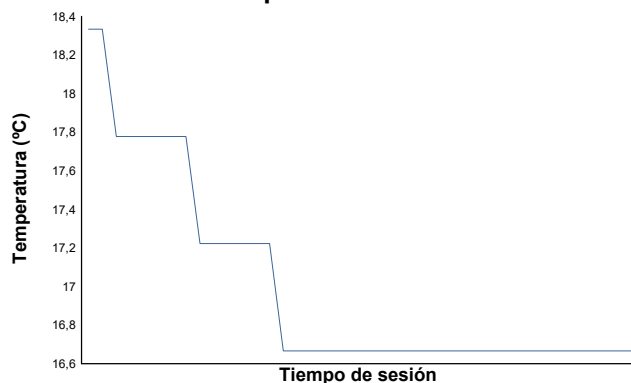
**ESBK**  
Premoto3/Promo3  
LIBRES 1

Informe meteorológico

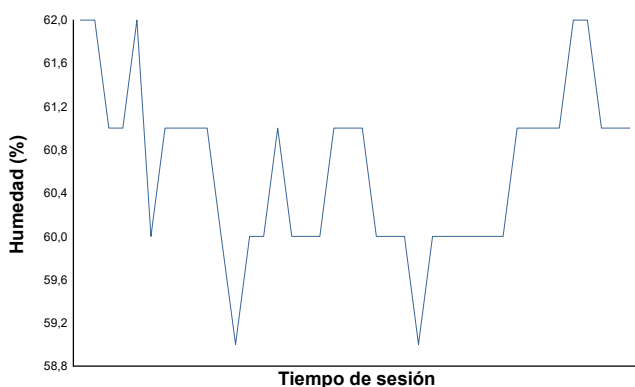
Temperatura del Aire



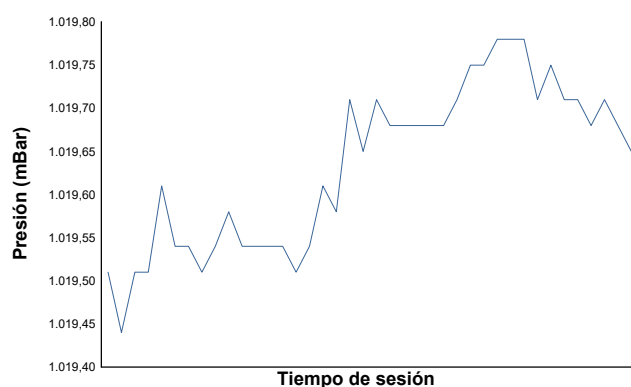
Temperatura de la Pista



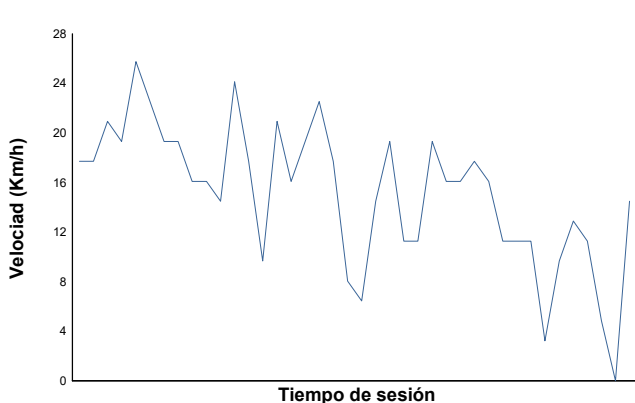
Humedad



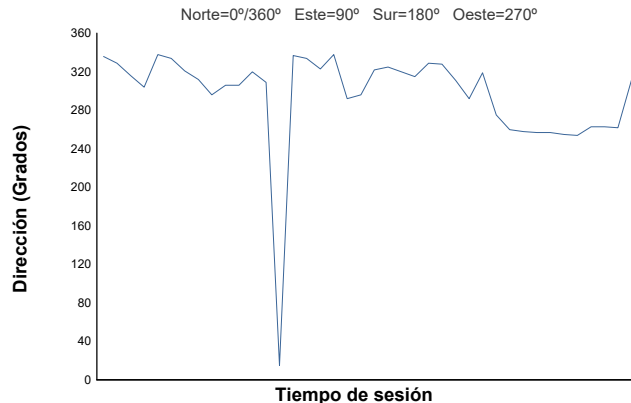
Presión



Velocidad del viento



Dirección del viento



Estado de pista: **SECO**