

Premoto3/Promo3

ESBK

CARRERA 2 (13 Vlt., 51,1 km.)

Clasificación


Nº Piloto	Nac	Equipo	Moto	Neum.CI.	Vlts.	Tiempo Total	Dif.	Km/h	Mejor Vuelta				
									Vlt.	Tiempo Km/h			
1	16	Alvaro FUERTES JUAN	SPA FUERTES TEAM	BEON	DUNLOP	Promo3	13	24:30.785	-	125.1	5	1:51.728	126.7
2	41	Yvonne CERPA CUELLAR	SPA IGAXTEAM	BEON	DUNLOP	Promo3	13	24:32.475	+1.690	125.0	11	1:51.803	126.6
3	34	Eitan Gabriel GRAS CORDON	URU AUSTIN RACING VHC LIQUI MOLY	BEON	DUNLOP	Promo3	13	24:35.022	+4.237	124.8	11	1:51.955	126.5
4	8	Marco GARCIA MIGUEL	SPA IGAXTEAM	BEON	DUNLOP	Promo3	13	24:35.215	+4.430	124.8	10	1:52.209	126.2
5	94	Marc AGUILAR GOMEZ	SPA	BEON	DUNLOP	Promo3	13	24:37.074	+6.289	124.6	11	1:52.321	126.1
6	14	Eduardo GUTIERREZ COBO	SPA QRG MOTOR RACING	BEON	DUNLOP	Promo3	13	24:43.385	+12.600	124.1	7	1:52.637	125.7
7	58	Jose Luis ARMARIO ROMERO	SPA GM FUEL-VRC TEAM	MIR RACING	DUNLOP	Promo3	13	24:45.830	+15.045	123.9	7	1:51.928	126.5
8	57	Ruben ROMERO ARIAS	SPA ILUSION TEAM	BEON	DUNLOP	Promo3	13	25:00.226	+29.441	122.7	3	1:54.041	124.2
9	22	Ben Richard AUSTIN	GBR AUSTIN RACING VHC LIQUI MOLY	BEON	DUNLOP	Promo3	13	25:10.762	+39.977	121.8	2	1:55.004	123.1
10	11	David GONZALEZ PEREZ	SPA CUNA DE CAMPEONES	MIR RACING	DUNLOP	Promo3	13	25:20.930	+50.145	121.0	5	1:55.767	122.3
11	35	Adrian COVARRUBIAS GARCIA	SPA PM MOTORSPORT	MIR RACING	DUNLOP	Promo3	13	25:39.029	+1:08.244	119.6	13	1:57.063	121.0
12	54	Jesus RIOS MALDONADO	SPA MRE TALENT	CORSE	DUNLOP	Promo3	13	25:39.050	+1:08.265	119.6	13	1:57.244	120.8
13	49	Xavier MARTINEZ SOSA	SPA CUNA DE CAMPEONES	MIR RACING	DUNLOP	Promo3	13	25:39.338	+1:08.553	119.6	4	1:57.253	120.8
14	37	Montague James AMER	GBR AUSTIN RACING VHC LIQUI MOLY	MIR RACING	DUNLOP	Promo3	13	25:53.776	+1:22.991	118.5	4	1:57.771	120.2
15	44	Mark PEREZ FERRANDO	SPA CUNA DE CAMPEONES	MIR RACING	DUNLOP	Promo3	13	25:54.539	+1:23.754	118.4	11	1:58.369	119.6
16	24	Jayant CHOTE	NED CUNA DE CAMPEONES	MIR RACING	DUNLOP	Promo3	13	25:54.554	+1:23.769	118.4	11	1:58.372	119.6
17	7	Xavi VIDAL FERNANDEZ	SPA CUNA DE CAMPEONES	MIR RACING	DUNLOP	Promo3	13	25:55.020	+1:24.235	118.4	13	1:58.317	119.7
18	25	Kyle PAYNE	GBR CUNA DE CAMPEONES	MIR RACING	DUNLOP	Promo3	13	26:25.966	+1:55.181	116.1	5	1:59.039	118.9
19	18	Pablo OLIVARES RODRIGUEZ	SPA GM FUEL-VRC TEAM	MIR RACING	DUNLOP	Promo3	12	24:37.128	1 Vlt.	115.0	4	1:51.327	127.2
20	98	Mika SIEBDRATH	GER CUNA DE CAMPEONES	MIR RACING	DUNLOP	Promo3	12	24:44.963	1 Vlt.	114.4	10	2:00.949	117.1
21	9	Elliot KASSIGIAN	FRA CUNA DE CAMPEONES	MIR RACING	DUNLOP	Promo3	12	24:51.013	1 Vlt.	114.0	10	2:02.436	115.6
No clasificados													
15	Martim Marco RAMOS REIS	POR	CUNA DE CAMPEONES	MIR RACING	DUNLOP	Promo3	4	8:22.255			3	2:02.905	115.2

Pole:	Eitan Gabriel GRAS CORDON	1:51.723	126.7 Km/h
Vuelta rápida:	Vlt.4 Pablo OLIVARES RODRIGUEZ	1:51.327	127.2 Km/h

Hora de publicación:

Estado de pista: **SECO**

Director de Carrera:	Jefe de Cronometraje:
----------------------	-----------------------



Premoto3/Promo3

ESBK

CARRERA 2


Clasificación por Clase

NºPiloto	Nac	Equipo	Moto	Vlts.	Tiempo Total	Dif. Km/h	Mejor Vuelta			
							Vlt.	Tiempo Km/h		
PreMoto3										
1	16	Alvaro FUERTES JUAN	SPA FUERTES TEAM	BEON	13	24:30.785	125.1	5	1:51.728	126.7
2	41	Yvonne CERPA CUELLAR	SPA IGAXTEAM	BEON	13	24:32.475	+1.690 125.0	11	1:51.803	126.6
3	34	Eitan Gabriel GRAS CORDON	URU AUSTIN RACING VHC LIQUI MOLY	BEON	13	24:35.022	+4.237 124.8	11	1:51.955	126.5
4	8	Marco GARCIA MIGUEL	SPA IGAXTEAM	BEON	13	24:35.215	+4.430 124.8	10	1:52.209	126.2
5	94	Marc AGUILAR GOMEZ	SPA	BEON	13	24:37.074	+6.289 124.6	11	1:52.321	126.1
6	14	Eduardo GUTIERREZ COBO	SPA QRG MOTOR RACING	BEON	13	24:43.385	+12.600 124.1	7	1:52.637	125.7
7	58	Jose Luis ARMARIO ROMERO	SPA GM FUEL-VRC TEAM	MIR RACING	13	24:45.830	+15.045 123.9	7	1:51.928	126.5
8	57	Ruben ROMERO ARIAS	SPA ILUSION TEAM	BEON	13	25:00.226	+29.441 122.7	3	1:54.041	124.2
9	22	Ben Richard AUSTIN	GBR AUSTIN RACING VHC LIQUI MOLY	BEON	13	25:10.762	+39.977 121.8	2	1:55.004	123.1
10	18	Pablo OLIVARES RODRIGUEZ	SPA GM FUEL-VRC TEAM	MIR RACING	12	24:37.128	1 Vlt. 115.0	4	1:51.327	127.2
Promo3										
1	11	David GONZALEZ PEREZ	SPA CUNA DE CAMPEONES	MIR RACING	13	25:20.930	121.0	5	1:55.767	122.3
2	35	Adrian COVARRUBIAS GARCIA	SPA PM MOTORSPORT	MIR RACING	13	25:39.029	+18.099 119.6	13	1:57.063	121.0
3	54	Jesus RIOS MALDONADO	SPA MRE TALENT	CORSE	13	25:39.050	+18.120 119.6	13	1:57.244	120.8
4	49	Xavier MARTINEZ SOSA	SPA CUNA DE CAMPEONES	MIR RACING	13	25:39.338	+18.408 119.6	4	1:57.253	120.8
5	37	Montague James AMER	GBR AUSTIN RACING VHC LIQUI MOLY	BEON	13	25:53.776	+32.846 118.5	4	1:57.771	120.2
6	44	Mark PEREZ FERRANDO	SPA CUNA DE CAMPEONES	MIR RACING	13	25:54.539	+33.609 118.4	11	1:58.369	119.6
7	24	Jayant CHOTE	NED CUNA DE CAMPEONES	MIR RACING	13	25:54.554	+33.624 118.4	11	1:58.372	119.6
8	7	Xavi VIDAL FERNANDEZ	SPA CUNA DE CAMPEONES	MIR RACING	13	25:55.020	+34.090 118.4	13	1:58.317	119.7
9	25	Kyle PAYNE	GBR CUNA DE CAMPEONES	MIR RACING	13	26:25.966	+105.036 116.1	5	1:59.039	118.9
10	98	Mika SIEBDRATH	GER CUNA DE CAMPEONES	MIR RACING	12	24:44.963	1 Vlt. 114.4	10	2:00.949	117.1
11	9	Elliot KASSIGIAN	FRA CUNA DE CAMPEONES	MIR RACING	12	24:51.013	1 Vlt. 114.0	10	2:02.436	115.6
No clasificados										
15		Martim Marco RAMOS REIS	POR CUNA DE CAMPEONES	MIR RACING	4	8:22.255	9 Vlts.	3	2:02.905	115.2

Hora de publicación:

Estado de pista: **SECO**

Director de Carrera:	Jefe de Cronometraje:
----------------------	-----------------------



Premoto3/Promo3

ESBK

CARRERA 2


Clasificación por Grupo

Nº Piloto	Nac	Equipo	Moto	Vlts.	Tiempo Total	Dif. Km/h	Mejor Vuelta					
							Vlt.	Tiempo Km/h				
C												
1	11	David GONZALEZ PEREZ	SPA	CUNA DE CAMPEONES	MIR RACING	13	25:20.930	121.0	5	1:55.767	122.3	
2	49	Xavier MARTINEZ SOSA	SPA	CUNA DE CAMPEONES	MIR RACING	13	25:39.338	+18.408	119.6	4	1:57.253	120.8
3	44	Mark PEREZ FERRANDO	SPA	CUNA DE CAMPEONES	MIR RACING	13	25:54.539	+33.609	118.4	11	1:58.369	119.6
4	24	Jayant CHOTE	NED	CUNA DE CAMPEONES	MIR RACING	13	25:54.554	+33.624	118.4	11	1:58.372	119.6
5	7	Xavi VIDAL FERNANDEZ	SPA	CUNA DE CAMPEONES	MIR RACING	13	25:55.020	+34.090	118.4	13	1:58.317	119.7
6	25	Kyle PAYNE	GBR	CUNA DE CAMPEONES	MIR RACING	13	26:25.966	+1'05.036	116.1	5	1:59.039	118.9
7	98	Mika SIEBDRATH	GER	CUNA DE CAMPEONES	MIR RACING	12	24:44.963	1 Vlt.	114.4	10	2:00.949	117.1
8	9	Elliot KASSIGIAN	FRA	CUNA DE CAMPEONES	MIR RACING	12	24:51.013	1 Vlt.	114.0	10	2:02.436	115.6
No clasificados												
15		Martim Marco RAMOS REIS	POR	CUNA DE CAMPEONES	MIR RACING	4	8:22.255	9 Vlts.	3	2:02.905	115.2	

Hora de publicación:

Estado de pista: **SECO**


Director de Carrera:	Jefe de Cronometraje:
----------------------	-----------------------



Premoto3/Promo3
ESBK
CARRERA 2

Planing

Nº	Pos	Parrilla	Vit.													
			1	2	3	4	5	6	7	8	9	10	11	12	13	
34	1	34	16	16	16	18	18	18	16	16	16	16	16	16	16	16
16	2	16	18	18	18	16	16	16	18	58	58	58	41	41	41	41
18	3	18	34	34	34	34	58	58	58	41	41	41	34	34	34	34
8	4	8	14	94	94	94	34	41	41	94	94	34	94	8	8	8
14	5	14	8	8	8	58	94	8	8	34	34	94	8	94	94	94
11	6	11	94	14	58	8	41	34	34	8	8	8	58	58	14	14
22	7	22	41	41	14	41	8	94	94	14	14	14	14	14	58	58
7	8	7	57	58	41	14	14	14	14	57	57	57	57	57	57	57
37	9	37	58	57	57	57	57	57	57	22	22	22	22	22	22	22
58	10	58	22	22	22	22	22	22	22	11	11	11	11	11	11	11
41	11	41	11	11	11	11	11	11	49	49	49	49	49	49	35	35
94	12	94	54	54	54	54	35	49	54	35	54	35	54	54	54	54
57	13	57	37	37	35	49	49	49	35	35	54	35	54	35	49	49
54	14	54	35	49	37	37	35	54	54	37	37	37	37	37	37	37
49	15	49	49	35	49	35	37	37	37	24	44	24	24	24	44	44
35	16	35	7	24	24	24	7	44	24	44	24	44	44	44	24	24
25	17	25	24	7	44	44	44	7	44	7	7	7	7	7	7	7
24	18	24	44	44	7	7	24	24	7	18	18	25	25	25	25	25
44	19	44	25	25	25	25	25	25	25	25	25	18	98	18	18	18
98	20	98	98	98	98	98	98	98	9	9	9	98	18	98	98	98
15	21	15	15	15	15	15	9	9	98	98	98	9	9	9	9	9
9	22	9	9	9	9	9	9	9	9	9	9	9	9	9	9	9




Premoto3/Promo3

ESBK CARRERA 2

Mejores tiempos de sector


Sector 1			Sector 2			Sector 3			Pos	Nº Piloto	Vuelta Ideal	Mejor Vuelta
Pos	Nº Piloto	Tiempo	Nº Piloto	Tiempo	Nº Piloto	Tiempo	Pos	Nº Piloto				
1	8 M.GARCIA MIGUEL	30.251	18 P.OLIVARES RODRIGUEZ	40.105	18 P.OLIVARES RODRIGUEZ	40.547	1	18 P.OLIVARES RODRIGUEZ	1:50.954	1:51.327	(1)	
2	34 E.GRAS CORDON	30.258	41 Y.CERPA CUELLAR	40.406	34 E.GRAS CORDON	40.755	2	16 A.FUERTES JUAN	1:51.643	1:51.728	(2)	
3	14 E.GUTIERREZ COBO	30.270	58 J.ARMARIO ROMERO	40.467	58 J.ARMARIO ROMERO	40.770	3	58 J.ARMARIO ROMERO	1:51.697	1:51.928	(4)	
4	94 M.AGUILAR GOMEZ	30.294	16 A.FUERTES JUAN	40.527	16 A.FUERTES JUAN	40.775	4	41 Y.CERPA CUELLAR	1:51.724	1:51.803	(3)	
5	18 P.OLIVARES RODRIGUEZ	30.302	34 E.GRAS CORDON	40.768	41 Y.CERPA CUELLAR	40.845	5	34 E.GRAS CORDON	1:51.781	1:51.955	(5)	
6	16 A.FUERTES JUAN	30.341	94 M.AGUILAR GOMEZ	40.772	8 M.GARCIA MIGUEL	40.915	6	94 M.AGUILAR GOMEZ	1:52.020	1:52.321	(7)	
7	58 J.ARMARIO ROMERO	30.460	8 M.GARCIA MIGUEL	40.871	94 M.AGUILAR GOMEZ	40.954	7	8 M.GARCIA MIGUEL	1:52.037	1:52.209	(6)	
8	41 Y.CERPA CUELLAR	30.473	14 E.GUTIERREZ COBO	41.233	14 E.GUTIERREZ COBO	41.084	8	14 E.GUTIERREZ COBO	1:52.587	1:52.637	(8)	
9	22 B.AUSTIN	30.874	57 R.ROMERO ARIAS	41.350	57 R.ROMERO ARIAS	41.265	9	57 R.ROMERO ARIAS	1:53.733	1:54.041	(9)	
10	57 R.ROMERO ARIAS	31.118	11 D.GONZALEZ PEREZ	41.379	22 B.AUSTIN	42.067	10	22 B.AUSTIN	1:54.952	1:55.004	(10)	
11	11 D.GONZALEZ PEREZ	31.724	22 B.AUSTIN	42.011	11 D.GONZALEZ PEREZ	42.325	11	11 D.GONZALEZ PEREZ	1:55.428	1:55.767	(11)	
12	49 X.MARTINEZ SOSA	31.898	54 J.RIOS MALDONADO	42.069	35 A.COVARRUBIAS GARCIA	42.409	12	54 J.RIOS MALDONADO	1:56.548	1:57.244	(13)	
13	54 J.RIOS MALDONADO	31.902	35 A.COVARRUBIAS GARCIA	42.175	49 X.MARTINEZ SOSA	42.537	13	35 A.COVARRUBIAS GARCIA	1:56.590	1:57.063	(12)	
14	35 A.COVARRUBIAS GARCIA	32.006	49 X.MARTINEZ SOSA	42.406	44 M.PEREZ FERRANDO	42.558	14	49 X.MARTINEZ SOSA	1:56.841	1:57.253	(14)	
15	44 M.PEREZ FERRANDO	32.118	7 X.VIDAL FERNANDEZ	42.414	54 J.RIOS MALDONADO	42.577	15	44 M.PEREZ FERRANDO	1:57.115	1:58.369	(17)	
16	37 M.AMER	32.207	44 M.PEREZ FERRANDO	42.439	37 M.AMER	42.647	16	37 M.AMER	1:57.555	1:57.771	(15)	
17	24 J.CHOTE	32.322	24 J.CHOTE	42.606	7 X.VIDAL FERNANDEZ	43.070	17	7 X.VIDAL FERNANDEZ	1:57.938	1:58.317	(16)	
18	25 K.PAYNE	32.336	37 M.AMER	42.701	24 J.CHOTE	43.102	18	24 J.CHOTE	1:58.030	1:58.372	(18)	
19	7 X.VIDAL FERNANDEZ	32.454	25 K.PAYNE	43.268	25 K.PAYNE	43.234	19	25 K.PAYNE	1:58.838	1:59.039	(19)	
20	98 M.SIEBDRATH	32.508	98 M.SIEBDRATH	44.103	98 M.SIEBDRATH	44.082	20	98 M.SIEBDRATH	2:00.693	2:00.949	(20)	
21	9 E.KASSIGIAN	32.952	9 E.KASSIGIAN	44.360	9 E.KASSIGIAN	44.362	21	9 E.KASSIGIAN	2:01.674	2:02.436	(21)	
22	15 M.RAMOS REIS	33.669	15 M.RAMOS REIS	44.640	15 M.RAMOS REIS	44.579	22	15 M.RAMOS REIS	2:02.888	2:02.905	(22)	



Premoto3/Promo3 ESBK Después de CARRERA 2

Velocidad máxima del evento

Nº Piloto	Equipo	Moto	Clase	V.Max	Vlt.	Sesión
41 Yvonne CERPA CUELLAR	IGAXTEAM	BEON	PreMoto3	204.5	9	ENT. CRONOMETRADO
22 Ben Richard AUSTIN	AUSTIN RACING VHC LIQUI MOLY	BEON	PreMoto3	203.4	9	ENT. CRONOMETRADO
34 Eitan Gabriel GRAS CORDON	AUSTIN RACING VHC LIQUI MOLY	BEON	PreMoto3	203.0	9	ENT. CRONOMETRADO
8 Marco GARCIA MIGUEL	IGAXTEAM	BEON	PreMoto3	203.0	9	ENT. CRONOMETRADO
14 Eduardo GUTIERREZ COBO	QRG MOTOR RACING	BEON	PreMoto3	202.6	15	ENT. CRONOMETRADO
94 Marc AGUILAR GOMEZ		BEON	PreMoto3	202.2	2	ENT. CRONOMETRADO
18 Pablo OLIVARES RODRIGUEZ	GM FUEL-VRC TEAM	MIR RACING	PreMoto3	200.7	2	ENT. CRONOMETRADO
58 Jose Luis ARMARIO ROMERO	GM FUEL-VRC TEAM	MIR RACING	PreMoto3	199.6	2	ENT. CRONOMETRADO
16 Alvaro FUERTES JUAN	FUERTES TEAM	BEON	PreMoto3	199.3	7	ENT. CRONOMETRADO
57 Ruben ROMERO ARIAS	ILUSION TEAM	BEON	PreMoto3	197.4	14	LIBRES 2
21 Mathis FARGIER	JFJ RACING TEAM		PreMoto3	191.8	5	LIBRES 2
37 Montague James AMER	AUSTIN RACING VHC LIQUI MOLY		Promo3	189.5	4	ENT. CRONOMETRADO
25 Kyle PAYNE	CUNA DE CAMPEONES	MIR RACING	Promo3	189.1	3	ENT. CRONOMETRADO
49 Xavier MARTINEZ SOSA	CUNA DE CAMPEONES	MIR RACING	Promo3	186.9	2	ENT. CRONOMETRADO
44 Mark PEREZ FERRANDO	CUNA DE CAMPEONES	MIR RACING	Promo3	186.5	2	ENT. CRONOMETRADO
54 Jesus RIOS MALDONADO	MRE TALENT	CORSE	Promo3	186.5	3	ENT. CRONOMETRADO
15 Martim Marco RAMOS REIS	CUNA DE CAMPEONES	MIR RACING	Promo3	186.2	3	ENT. CRONOMETRADO
35 Adrian COVARRUBIAS GARCIA	PM MOTORSPORT	MIR RACING	Promo3	186.2	9	ENT. CRONOMETRADO
24 Jayant CHOTE	CUNA DE CAMPEONES	MIR RACING	Promo3	184.0	11	LIBRES 1
7 Xavi VIDAL FERNANDEZ	CUNA DE CAMPEONES	MIR RACING	Promo3	184.0	4	ENT. CRONOMETRADO
98 Mika SIEBDRATH	CUNA DE CAMPEONES	MIR RACING	Promo3	184.0	10	ENT. CRONOMETRADO
11 David GONZALEZ PEREZ	CUNA DE CAMPEONES	MIR RACING	Promo3	183.4	12	ENT. CRONOMETRADO
9 Elliot KASSIGIAN	CUNA DE CAMPEONES	MIR RACING	Promo3	182.4	16	LIBRES 1




Premoto3/Promo3

ESBK

CARRERA 2

Secuencia de líderes por Clase

Nº	Piloto	Equipo	Moto	Vuelta a	Vuelta Final	Vlts.	Total Vlts.
PreMoto3							
16	Alvaro FUERTES JUAN	FUERTES TEAM	BEON	1	3	3	3
18	Pablo OLIVARES RODRIGUEZ	GM FUEL-VRC TEAM	MIR RACING	4	6	3	3
16	Alvaro FUERTES JUAN	FUERTES TEAM	BEON	7	13	7	10
Promo3							
11	David GONZALEZ PEREZ	CUNA DE CAMPEONES	MIR RACING	1	13	13	13



Premoto3/Promo3
ESBK
CARRERA 2

Secuencia de vueltas rápidas

T. Sesión	Nº Piloto	Equipo	Moto	Clase	Tiempo	Km/h	Vlt.
3:51.156	16 Alvaro FUERTES JUAN	FUERTES TEAM	BEON	PreMoto3	1:52.454	125.9	2
3:54.681	58 Jose Luis ARMARIO ROMERO	GM FUEL-VRC TEAM	MIR RACING	PreMoto3	1:52.351	126.0	2
5:43.238	16 Alvaro FUERTES JUAN	FUERTES TEAM	BEON	PreMoto3	1:52.082	126.3	3
5:43.369	18 Pablo OLIVARES RODRIGUEZ	GM FUEL-VRC TEAM	MIR RACING	PreMoto3	1:51.429	127.1	3
7:34.696	18 Pablo OLIVARES RODRIGUEZ	GM FUEL-VRC TEAM	MIR RACING	PreMoto3	1:51.327	127.2	4



CIRCUITO DE NAVARRA 3.933 m.

Premoto3/Promo3


ESBK

CARRERA 2

Tiempos por vuelta

Piloto Doblado

Nº	Tiempo	Dif.	Nº	Tiempo	Dif.	Nº	Tiempo	Dif.	Nº	Tiempo	Dif.	Nº	Tiempo	Dif.
Vlt. 1			58	1:52.604	4.047	49	1:57.941	31.065	Vlt. 8			57	1:54.949	22.330
16	1:58.702	0.000	14	1:52.992	4.146	35	1:57.333	31.128	22	1:55.491	32.150	11	1:56.144	40.847
18	1:59.393	0.691	41	1:53.176	4.414	37	1:58.053	31.683	16	1:52.827		49	1:57.941	56.256
34	1:59.626	0.924	57	1:54.041	7.030	7	1:58.855	37.299	58	1:52.146	3.158	54	1:57.731	56.297
14	2:00.240	1.538	22	1:55.458	9.720	44	1:58.879	37.311	41	1:52.435	6.132	35	1:58.012	56.427
8	2:00.415	1.713	11	1:55.832	13.533	24	2:00.002	38.343	94	1:52.531	6.934	37	1:59.190	1:07.039
94	2:00.637	1.935	54	1:57.972	18.213	25	1:59.039	41.384	34	1:52.651	6.976	24	1:58.847	1:08.532
41	2:00.775	2.073	35	1:57.682	19.334	98	2:02.822	55.050	8	1:52.857	7.094	44	1:58.860	1:08.540
57	2:01.890	3.188	37	1:58.328	19.478	9	2:03.602	59.205	14	1:53.075	7.968	7	1:58.512	1:09.115
58	2:02.330	3.628	49	1:58.204	19.490				57	1:55.106	17.372	25	1:59.968	1:32.181
22	2:02.496	3.794	24	1:59.021	22.428	Vlt. 6			22	1:55.601	26.180	18	2:16.436	1:41.023
11	2:04.402	5.700	44	1:58.968	22.457	18	1:52.387		11	1:56.347	33.750	98	2:00.949	1:49.409
54	2:05.341	6.639	7	1:59.604	23.059	16	1:51.993	0.041	49	1:57.593	45.885	9	2:02.436	1:50.770
37	2:06.063	7.361	25	1:59.603	25.223	58	1:52.038	4.922	54	1:57.609	46.210			
35	2:06.324	7.622	98	2:02.175	33.219	41	1:52.873	6.788	35	1:57.912	46.313	Vlt. 11		
49	2:06.740	8.038	15	2:02.905	35.420	8	1:53.097	7.284	37	1:59.453	53.550	16	1:52.396	
7	2:07.224	8.522	9	2:03.075	36.229	34	1:53.701	7.333	24	1:58.611	56.113	41	1:51.803	4.905
24	2:07.252	8.550				94	1:54.173	7.848	44	1:58.638	56.155	34	1:51.955	6.045
44	2:07.593	8.891	Vlt. 4			14	1:53.667	8.094	7	1:58.771	57.163	94	1:52.321	6.660
25	2:08.626	9.924	18	1:51.327		57	1:54.082	13.676	18	2:58.859	1:06.122	8	1:52.230	6.700
98	2:11.247	12.545	16	1:52.326	0.868	22	1:55.871	20.333	25	2:00.119	1:17.583	58	1:57.029	6.870
15	2:12.075	13.373	34	1:53.457	4.803	11	1:57.616	26.705	9	2:02.773	1:29.812	14	1:53.887	11.235
9	2:12.843	14.141	94	1:53.455	4.810	35	1:57.505	36.246	98	2:02.533	1:30.237	57	1:55.291	25.225
Vlt. 2			58	1:52.517	5.106	49	1:57.683	36.361				22	1:55.606	35.360
16	1:52.454		8	1:53.375	5.133	54	1:58.356	36.837	Vlt. 9			11	1:56.111	44.562
18	1:52.547	0.784	41	1:52.420	5.376	37	2:00.819	40.115	16	1:52.603		49	1:57.332	1:01.192
34	1:53.298	1.768	14	1:53.004	5.692	44	1:59.141	44.065	58	1:52.103	2.658	35	1:57.261	1:01.292
94	1:52.705	2.186	57	1:54.175	9.747	7	1:59.210	44.122	41	1:52.290	5.819	54	1:57.677	1:01.578
8	1:53.408	2.667	22	1:55.247	13.509	24	1:58.651	44.607	94	1:52.397	6.728	37	1:59.289	1:13.932
14	1:54.152	3.236	11	1:55.795	17.870	25	2:10.813	59.810	34	1:52.437	6.810	24	1:58.372	1:14.508
41	1:53.701	3.320	54	1:58.114	24.869	98	2:07.430	1:10.093	8	1:52.704	7.195	44	1:58.369	1:14.513
58	1:52.351	3.525	49	1:57.253	25.285	9	2:03.306	1:10.124	14	1:53.339	8.704	7	1:58.734	1:15.453
57	1:54.337	5.071	37	1:57.771	25.791				57	1:55.150	19.919	25	2:00.194	1:39.979
22	1:55.004	6.344	35	1:58.080	25.956	Vlt. 7			22	1:55.620	29.197	Vlt. 12		
11	1:56.537	9.783	24	1:59.532	30.502	16	1:52.970		11	1:56.094	37.241	16	1:53.626	
54	1:58.138	12.323	44	1:59.594	30.593	18	1:53.101	0.090	49	1:57.571	50.853	41	1:52.456	3.735
37	1:58.325	13.232	7	1:59.004	30.605	58	1:51.928	3.839	35	1:57.243	50.953	34	1:53.039	5.458
49	1:57.784	13.368	25	2:00.741	34.506	41	1:52.747	6.524	54	1:57.497	51.104	8	1:52.471	5.545
35	1:58.566	13.734	98	2:02.628	44.389	8	1:52.791	7.064	37	1:59.440	1:00.387	98	2:02.857	1 Vlt.
24	1:59.393	15.489	15	2:03.597	47.559	34	1:52.830	7.152	44	1:58.666	1:02.218	94	1:53.544	6.578
7	1:59.469	15.537	9	2:02.993	47.764	94	1:52.393	7.230	24	1:58.713	1:02.223	18	2:11.663	1 Vlt.
44	1:59.134	15.571				14	1:52.637	7.720	7	1:58.581	1:03.141	98	1:57.190	10.434
25	2:00.232	17.702	Vlt. 5			57	1:54.428	15.093	18	2:03.606	1:17.125	9	2:06.972	1 Vlt.
98	2:03.035	23.126	18	1:52.161		22	1:56.084	23.406	25	1:59.771	1:24.751	14	1:54.379	11.988
15	2:03.678	24.597	16	1:51.728	0.435	11	1:56.536	30.230	9	2:03.663	1:40.872	57	1:55.830	27.429
9	2:03.549	25.236	58	1:52.326	5.271	49	1:57.769	41.119	98	2:03.364	1:40.998	22	1:56.190	37.924
Vlt. 3			34	1:53.377	6.019	35	1:57.993	41.228	Vlt. 10			11	1:56.317	47.253
16	1:52.082		94	1:53.413	6.062	54	1:57.602	41.428	16	1:52.538		49	1:57.953	1:05.519
18	1:51.429	0.131	41	1:53.087	6.302	37	1:59.820	46.924	58	1:52.117	2.237	54	1:57.609	1:05.561
34	1:53.118	2.804	8	1:53.602	6.574	24	1:58.733	50.329	41	1:52.217	5.498	35	1:58.055	1:05.721
94	1:52.709	2.813	14	1:53.283	6.814	44	1:59.290	50.344	34	1:52.214	6.486	37	1:59.161	1:19.467
8	1:52.631	3.216	57	1:54.395	11.981	7	2:00.108	51.219	94	1:52.545	6.735	24	1:58.680	1:19.562
			22	1:55.501	16.849	25	2:03.492	1:10.291	8	1:52.209	6.866	44	1:58.759	1:19.646
			11	1:55.767	21.476	9	2:02.753	1:19.866	14	1:53.578	9.744			
			54	1:58.160	30.868	98	2:03.449	1:20.531						




Premoto3/Promo3 ESBK CARRERA 2

Tiempos por vuelta

Piloto Doblado

Nº	Tiempo	Dif.	Nº	Tiempo	Dif.	Nº	Tiempo	Dif.	Nº	Tiempo	Dif.	Nº	Tiempo	Dif.
7	1:58.631	1:20.458												
25	2:00.776	1:47.129												
Vlt. 13														
16	1:54.540													
41	1:52.495	1.690												
34	1:53.319	4.237												
8	1:53.425	4.430												
94	1:54.251	6.289												
18	1:54.219	1 Vlt.												
14	1:55.152	12.600												
98	2:02.474	1 Vlt.												
58	1:59.151	15.045												
9	2:03.048	1 Vlt.												
57	1:56.552	29.441												
22	1:56.593	39.977												
11	1:57.432	50.145												
35	1:57.063	1:08.244												
54	1:57.244	1:08.265												
49	1:57.574	1:08.553												
37	1:58.064	1:22.991												
44	1:58.648	1:23.754												
24	1:58.747	1:23.769												
7	1:58.317	1:24.235												
25	2:02.592	1:55.181												



Premoto3/Promo3
ESBK
CARRERA 2

Vuelta a vuelta

— Vuelta invalidada

■ Mejor Personal

■ Mejor de la sesión

■ Cruzando por el pit lane

Vlt.	Tiempo	Sector 1	Sector 2	Sector 3 V.Max	T. Sesión
13	1:52.495	30.671	40.599	41.225	186.9 24:32.475

44 Mark PEREZ FERRANDO SPA
CUNA DE CAMPEONES MIR RACING

1	2:07.593	40.967	43.806	42.820	155.4 2:07.593
2	1:59.134	32.901	42.951	43.282	180.0 4:06.727
3	1:58.968	32.871	43.260	42.837	173.9 6:05.695
4	1:59.594	32.617	43.696	43.281	173.6 8:05.289
5	1:58.879	32.734	43.584	42.561	173.4 10:04.168
6	1:59.141	32.904	42.862	43.375	171.4 12:03.309
7	1:59.290	32.865	43.551	42.874	169.5 14:02.599
8	1:58.638	32.213	43.529	42.896	172.2 16:01.237
9	1:58.666	32.977	42.841	42.848	167.2 17:59.903
10	1:58.860	32.118	43.593	43.149	169.3 19:58.763
11	1:58.369	33.308	42.439	42.622	165.1 21:57.132
12	1:58.759	33.126	42.769	42.864	162.9 23:55.891
13	1:58.648	32.815	43.275	42.558	165.6 25:54.539

49 Xavier MARTINEZ SOSA SPA
CUNA DE CAMPEONES MIR RACING

1	2:06.740	40.080	43.490	43.170	151.3 2:06.740
2	1:57.784	31.898	42.901	42.985	181.2 4:04.524
3	1:58.204	32.185	43.089	42.930	182.1 6:02.728
4	1:57.253	32.237	42.406	42.610	173.6 7:59.981
5	1:57.941	32.360	42.561	43.020	173.6 9:57.922
6	1:57.683	32.138	42.877	42.668	173.6 11:55.605
7	1:57.769	32.276	42.688	42.805	173.1 13:53.374
8	1:57.593	32.192	42.704	42.697	172.8 15:50.967
9	1:57.571	32.191	42.600	42.780	171.4 17:48.538
10	1:57.941	32.385	42.614	42.942	172.0 19:46.479
11	1:57.332	32.179	42.478	42.675	170.3 21:43.811
12	1:57.953	32.316	42.693	42.944	168.7 23:41.764
13	1:57.574	32.254	42.783	42.537	170.6 25:39.338

54 Jesus RIOS MALDONADO SPA
MRE TALENT CORSE

1	2:05.341	39.276	42.854	43.211	158.1 2:05.341
2	1:58.138	32.532	42.369	43.237	171.4 4:03.479
3	1:57.972	32.586	42.363	43.023	169.8 6:01.451
4	1:58.114	31.902	42.898	43.314	168.2 7:59.565
5	1:58.160	32.446	42.495	43.219	168.0 9:57.725
6	1:58.356	32.499	42.917	42.940	165.9 11:56.081
7	1:57.602	32.179	42.723	42.700	172.0 13:53.683
8	1:57.609	32.278	42.505	42.826	175.9 15:51.292
9	1:57.497	32.348	42.572	42.577	169.5 17:48.789
10	1:57.731	32.361	42.544	42.826	171.7 19:46.520
11	1:57.677	31.974	43.001	42.702	166.2 21:44.197
12	1:57.609	32.044	42.210	43.355	171.4 23:41.806
13	1:57.244	32.330	42.069	42.845	172.2 25:39.050

57 Ruben ROMERO ARIAS SPA
ILUSION TEAM BEON

1	2:01.890	38.220	41.955	41.715	163.1 2:01.890
2	1:54.337	31.266	41.683	41.388	186.2 3:56.227
3	1:54.041	31.118	41.464	41.459	187.8 5:50.268
4	1:54.175	31.367	41.350	41.458	185.6 7:44.443
5	1:54.395	31.287	41.635	41.473	185.6 9:38.838

Vlt.	Tiempo	Sector 1	Sector 2	Sector 3 V.Max	T. Sesión
6	1:54.082	31.446	41.371	41.265	182.7 11:32.920
7	1:54.428	31.425	41.730	41.273	182.7 13:27.348
8	1:55.106	31.218	42.096	41.792	184.0 15:22.454
9	1:55.150	31.707	41.675	41.768	181.8 17:17.604
10	1:54.949	31.683	41.585	41.681	181.5 19:12.553
11	1:55.291	31.772	41.724	41.795	179.7 21:07.844
12	1:55.830	31.908	41.941	41.981	179.4 23:03.674
13	1:56.552	31.990	42.440	42.122	180.3 25:00.226

58 Jose Luis ARMARIO ROMERO SPA
GM FUEL-VRC TEAM MIR RACING


1	2:02.330	38.355	42.201	41.774	167.2 2:02.330
2	1:52.351	30.695	40.814	40.842	189.1 3:54.681
3	1:52.604	30.460	40.901	41.243	194.6 5:47.285
4	1:52.517	30.506	41.057	40.954	187.8 7:39.802
5	1:52.326	30.569	40.987	40.770	188.5 9:32.128
6	1:52.038	30.599	40.563	40.876	182.7 11:24.166
7	1:51.928	30.544	40.470	40.914	181.8 13:16.094
8	1:52.146	30.567	40.519	41.060	182.1 15:08.240
9	1:52.103	30.586	40.590	40.927	182.4 17:00.343
10	1:52.117	30.524	40.467	41.126	181.8 18:52.460
11	1:57.029	31.130	41.412	44.487	181.2 20:49.489
12	1:57.190	31.564	42.495	43.131	180.9 22:46.679
13	1:59.151	32.011	43.499	43.641	179.4 24:45.830

94 Marc AGUILAR GOMEZ SPA
BEON

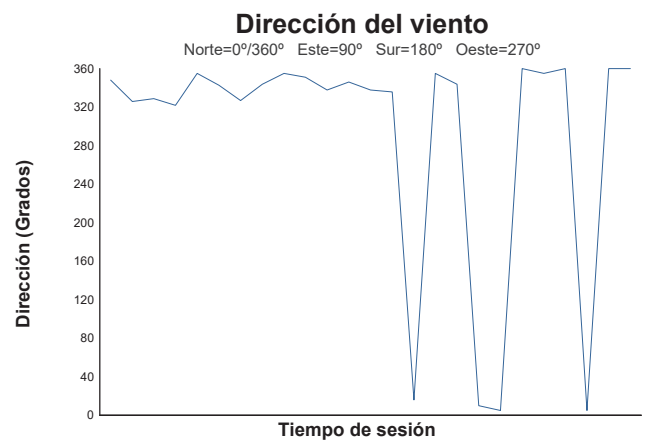
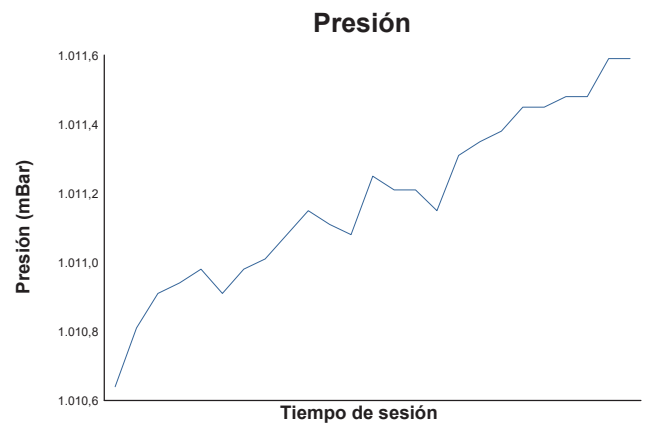
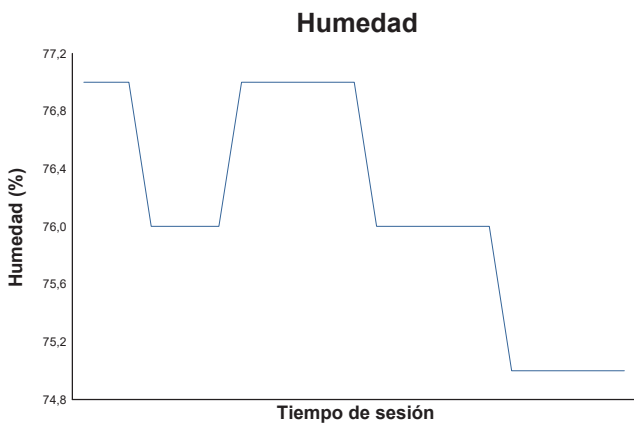
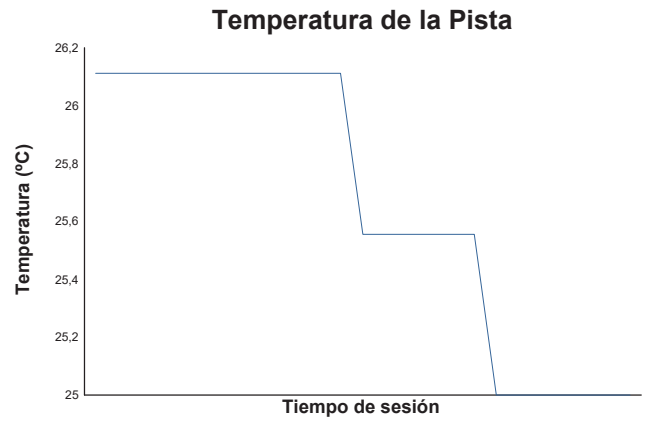
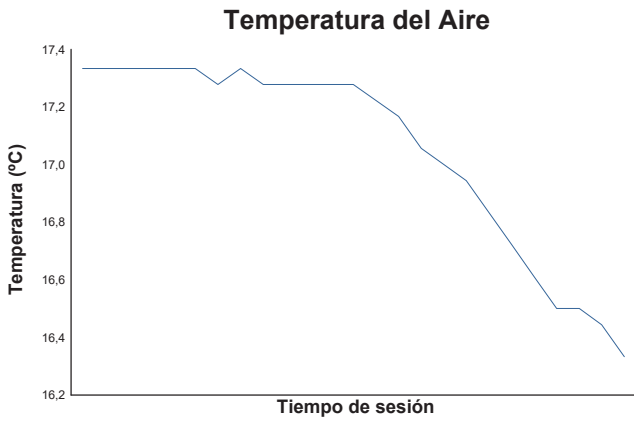
1	2:00.637	37.329	41.837	41.471	171.4 2:00.637
2	1:52.705	30.380	41.200	41.125	199.6 3:53.342
3	1:52.709	30.442	41.266	41.001	193.2 5:46.051
4	1:53.455	31.210	41.178	41.067	184.6 7:39.506
5	1:53.413	30.771	41.460	41.182	181.8 9:32.919
6	1:54.173	30.847	42.206	41.120	189.8 11:27.092
7	1:52.393	30.294	41.126	40.973	193.5 13:19.485
8	1:52.531	30.430	40.772	41.329	191.2 15:12.016
9	1:52.397	30.387	41.056	40.954	190.5 17:04.413
10	1:52.545	30.542	41.033	40.970	188.5 18:56.958
11	1:52.321	30.346	40.772	41.203	192.2 20:49.279
12	1:53.544	30.422	41.398	41.724	187.2 22:42.823
13	1:54.251	30.659	41.825	41.767	184.9 24:37.074

98 Mika SIEBRATH GER
CUNA DE CAMPEONES MIR RACING

1	2:11.247	41.812	44.965	44.470	158.6 2:11.247
2	2:03.035	33.441	45.002	44.592	170.6 4:14.282
3	2:02.175	33.347	44.364	44.464	170.6 6:16.457
4	2:02.628	33.336	44.672	44.620	170.6 8:19.085
5	2:02.822	33.287	44.797	44.738	170.9 10:21.907
6	2:07.430	34.043	47.574	45.813	169.5 12:29.337
7	2:03.449	34.012	45.116	44.321	167.7 14:32.786
8	2:02.533	32.508	45.788	44.237	172.5 16:35.319
9	2:03.364	32.599	46.576	44.189	173.6 18:38.683
10	2:00.949	32.764	44.103	44.082	171.4 20:39.632
11	2:02.857	33.489	44.903	44.465	166.7 22:42.489
12	2:02.474	33.131	44.929	44.414	173.4 24:44.963



ESBK
Premoto3/Promo3
CARRERA 2
Informe meteorológico



Estado de pista: **SECO**