



PreMoto3/Promo3 ESBK ENT. CRONOMETRADO

Clasificación


| Nº | Piloto | Nac | Equipo | Moto | Neum | Cl. | Tiempo | Vlt. | Total | Dif. | Km/h |
|----|-----------------------|-----|------------------------------|------------|--------|----------|-----------------|------|-------|--------|--------------|
| 1 | 16 ALVARO FUERTES | ESP | FUERTES TEAM | BEON | DUNLOP | PreMoto3 | 1:50.523 | 4 | 11 | - | - 128.1 |
| 2 | 58 JOSE L. ARMARIO | ESP | GM FUEL-VRC TEAM | MIR RACING | DUNLOP | PreMoto3 | 1:50.679 | 3 | 11 | +0.156 | +0.156 127.9 |
| 3 | 8 MARCO GARCIA | ESP | IGAXTEAM | BEON | DUNLOP | PreMoto3 | 1:50.950 | 8 | 13 | +0.427 | +0.271 127.6 |
| 4 | 14 EDUARDO GUTIERREZ | ESP | QRG MOTOR RACING | BEON | DUNLOP | PreMoto3 | 1:51.053 | 8 | 14 | +0.530 | +0.103 127.5 |
| 5 | 73 NUNO G. RIBEIRO | PRT | LOUSAESTRADAS | BEON | DUNLOP | PreMoto3 | 1:51.369 | 3 | 13 | +0.846 | +0.316 127.1 |
| 6 | 34 EITAN G. GRAS | URY | AUSTIN RACING VHC LIQUI MOLY | BEON | DUNLOP | PreMoto3 | 1:51.395 | 10 | 10 | +0.872 | +0.026 127.1 |
| 7 | 18 PABLO OLIVARES | ESP | GM FUEL-VRC TEAM | MIR RACING | DUNLOP | PreMoto3 | 1:51.436 | 11 | 11 | +0.913 | +0.041 127.1 |
| 8 | 94 MARC AGUILAR | ESP | QRG MOTOR RACING | BEON | DUNLOP | PreMoto3 | 1:51.446 | 13 | 13 | +0.923 | +0.010 127.0 |
| 9 | 57 RUBEN ROMERO | ESP | ILUSION TEAM | BEON | DUNLOP | PreMoto3 | 1:52.122 | 11 | 11 | +1.599 | +0.676 126.3 |
| 10 | 41 YVONNE CERPA | ESP | IGAXTEAM | BEON | DUNLOP | PreMoto3 | 1:52.792 | 5 | 9 | +2.269 | +0.670 125.5 |
| 11 | 54 JESUS RIOS | ESP | MRE TALENT | CORSE | DUNLOP | Promo3 | 1:53.598 | 8 | 14 | +3.075 | +0.806 124.6 |
| 12 | 7 XAVI VIDAL | ESP | CUNA DE CAMPEONES | | DUNLOP | Promo3 | 1:53.684 | 10 | 10 | +3.161 | +0.086 124.5 |
| 13 | 35 ADRIAN COVARRUBIAS | ESP | PM MOTORSPORT | | DUNLOP | Promo3 | 1:54.018 | 4 | 10 | +3.495 | +0.334 124.2 |
| 14 | 49 XAVIER MARTINEZ | ESP | CUNA DE CAMPEONES | MIR RACING | DUNLOP | Promo3 | 1:54.119 | 7 | 8 | +3.596 | +0.101 124.1 |
| 15 | 24 JAYANT CHOTE | NLD | CUNA DE CAMPEONES | MIR RACING | DUNLOP | Promo3 | 1:54.973 | 10 | 14 | +4.450 | +0.854 123.1 |
| 16 | 98 MIKA SIEBDRATH | DEU | CUNA DE CAMPEONES | MIR RACING | DUNLOP | Promo3 | 1:55.372 | 9 | 12 | +4.849 | +0.399 122.7 |
| 17 | 22 BEN R. AUSTIN | GBR | AUSTIN RACING VHC LIQUI MOLY | BEON | DUNLOP | PreMoto3 | 1:55.409 | 4 | 12 | +4.886 | +0.037 122.7 |
| 18 | 44 MARK PEREZ | ESP | | | DUNLOP | Promo3 | 1:55.455 | 10 | 10 | +4.932 | +0.046 122.6 |
| 19 | 15 MARTIM M. RAMOS | PRT | CUNA DE CAMPEONES | MIR RACING | DUNLOP | Promo3 | 1:55.498 | 12 | 14 | +4.975 | +0.043 122.6 |
| 20 | 9 ELLIOT KASSIGIAN | FRA | CUNA DE CAMPEONES | MIR RACING | DUNLOP | Promo3 | 1:56.190 | 14 | 16 | +5.667 | +0.692 121.9 |
| 21 | 25 KYLE PAYNE | GBR | CUNA DE CAMPEONES | MIR RACING | DUNLOP | Promo3 | 1:56.237 | 12 | 15 | +5.714 | +0.047 121.8 |
| 22 | 37 MONTAGUE J. AMER | GBR | AUSTIN RACING VHC LIQUI MOLY | BEON | DUNLOP | Promo3 | 1:57.036 | 7 | 12 | +6.513 | +0.799 121.0 |

Vuelta rápida: Vlt. 4 | ALVARO FUERTES | 1:50.523 | 128.1 Km/h

Hora de publicación:

Estado de pista: **SECO**

| | |
|--|--|
| Director de Carrera: Maximo Guerrero | Jefe de Cronometraje: Juan Carlos Jodra 548713-GU |
|--|--|



PreMoto3/Promo3

ESBK

ENT. CRONOMETRADO


Clasificación por Clase

| Nº Piloto | Nac | Equipo | Moto | Tiempo | Vlt. Total | Dif. | Km/h |
|-----------------|-----|--------------------|------|------------------------------|------------|----------|---------------------------|
| PreMoto3 | | | | | | | |
| 1 | 16 | ALVARO FUERTES | ESP | FUERTES TEAM | BEON | 1:50.523 | 4 11 128.1 |
| 2 | 58 | JOSE L. ARMARIO | ESP | GM FUEL-VRC TEAM | MIR RACING | 1:50.679 | 3 11 +0.156 +0.156 127.9 |
| 3 | 8 | MARCO GARCIA | ESP | IGAXTEAM | BEON | 1:50.950 | 8 13 +0.427 +0.271 127.6 |
| 4 | 14 | EDUARDO GUTIERREZ | ESP | QRG MOTOR RACING | BEON | 1:51.053 | 8 14 +0.530 +0.103 127.5 |
| 5 | 73 | NUNO G. RIBEIRO | PRT | LOUSAESTRADAS | BEON | 1:51.369 | 3 13 +0.846 +0.316 127.1 |
| 6 | 34 | EITAN G. GRAS | URY | AUSTIN RACING VHC LIQUI MOLY | BEON | 1:51.395 | 10 10 +0.872 +0.026 127.1 |
| 7 | 18 | PABLO OLIVARES | ESP | GM FUEL-VRC TEAM | MIR RACING | 1:51.436 | 11 11 +0.913 +0.041 127.1 |
| 8 | 94 | MARC AGUILAR | ESP | QRG MOTOR RACING | BEON | 1:51.446 | 13 13 +0.923 +0.010 127.0 |
| 9 | 57 | RUBEN ROMERO | ESP | ILUSION TEAM | BEON | 1:52.122 | 11 11 +1.599 +0.676 126.3 |
| 10 | 41 | YVONNE CERPA | ESP | IGAXTEAM | BEON | 1:52.792 | 5 9 +2.269 +0.670 125.5 |
| 11 | 22 | BEN R. AUSTIN | GBR | AUSTIN RACING VHC LIQUI MOLY | BEON | 1:55.409 | 4 12 +4.886 +2.617 122.7 |
| Promo3 | | | | | | | |
| 1 | 54 | JESUS RIOS | ESP | MRE TALENT | CORSE | 1:53.598 | 8 14 124.6 |
| 2 | 7 | XAVI VIDAL | ESP | CUNA DE CAMPEONES | MIR RACING | 1:53.684 | 10 10 +0.086 +0.086 124.5 |
| 3 | 35 | ADRIAN COVARRUBIAS | ESP | PM MOTORSPORT | MIR RACING | 1:54.018 | 4 10 +0.420 +0.334 124.2 |
| 4 | 49 | XAVIER MARTINEZ | ESP | CUNA DE CAMPEONES | MIR RACING | 1:54.119 | 7 8 +0.521 +0.101 124.1 |
| 5 | 24 | JAYANT CHOTE | NLD | CUNA DE CAMPEONES | MIR RACING | 1:54.973 | 10 14 +1.375 +0.854 123.1 |
| 6 | 98 | MIKA SIEBDRATH | DEU | CUNA DE CAMPEONES | MIR RACING | 1:55.372 | 9 12 +1.774 +0.399 122.7 |
| 7 | 44 | MARK PEREZ | ESP | CUNA DE CAMPEONES | MIR RACING | 1:55.455 | 10 10 +1.857 +0.083 122.6 |
| 8 | 15 | MARTIM M. RAMOS | PRT | CUNA DE CAMPEONES | MIR RACING | 1:55.498 | 12 14 +1.900 +0.043 122.6 |
| 9 | 9 | ELLIOT KASSIGIAN | FRA | CUNA DE CAMPEONES | MIR RACING | 1:56.190 | 14 16 +2.592 +0.692 121.9 |
| 10 | 25 | KYLE PAYNE | GBR | CUNA DE CAMPEONES | MIR RACING | 1:56.237 | 12 15 +2.639 +0.047 121.8 |
| 11 | 37 | MONTAGUE J. AMER | GBR | AUSTIN RACING VHC LIQUI MOLY | BEON | 1:57.036 | 7 12 +3.438 +0.799 121.0 |

Hora de publicación:

Estado de pista: **SECO**


| | |
|--|--|
| Director de Carrera: Maximo Guerrero | Jefe de Cronometraje: Juan Carlos Jodra 548713-GU |
|--|--|



PreMoto3/Promo3
ESBK
ENT. CRONOMETRADO

Mejores tiempos de sector

| Sector 1 | | | Sector 2 | | Sector 3 | | | | Vuelta Ideal | Mejor Vuelta |
|----------|------------------|--------|------------------|--------|------------------|--------|-----|------------------|--------------|---------------|
| Pos | Nº Piloto | Tiempo | Nº Piloto | Tiempo | Nº Piloto | Tiempo | Pos | Nº Piloto | | |
| 1 | 8 M.GARCIA | 29.928 | 58 J.ARMARIO | 40.239 | 16 A.FUERTES | 40.080 | 1 | 16 A.FUERTES | 1:50.460 | 1:50.523 (1) |
| 2 | 16 A.FUERTES | 30.096 | 16 A.FUERTES | 40.284 | 58 J.ARMARIO | 40.327 | 2 | 58 J.ARMARIO | 1:50.679 | 1:50.679 (2) |
| 3 | 73 N.RIBEIRO | 30.103 | 18 P.OLIVARES | 40.321 | 94 M.AGUILAR | 40.334 | 3 | 8 M.GARCIA | 1:50.703 | 1:50.950 (3) |
| 4 | 14 E.GUTIERREZ | 30.109 | 8 M.GARCIA | 40.418 | 8 M.GARCIA | 40.357 | 4 | 18 P.OLIVARES | 1:50.898 | 1:51.436 (7) |
| 5 | 58 J.ARMARIO | 30.113 | 14 E.GUTIERREZ | 40.433 | 73 N.RIBEIRO | 40.419 | 5 | 73 N.RIBEIRO | 1:50.962 | 1:51.369 (5) |
| 6 | 18 P.OLIVARES | 30.145 | 73 N.RIBEIRO | 40.440 | 18 P.OLIVARES | 40.432 | 6 | 14 E.GUTIERREZ | 1:51.036 | 1:51.053 (4) |
| 7 | 34 E.GRAS | 30.187 | 34 E.GRAS | 40.459 | 14 E.GUTIERREZ | 40.494 | 7 | 34 E.GRAS | 1:51.210 | 1:51.395 (6) |
| 8 | 94 M.AGUILAR | 30.250 | 94 M.AGUILAR | 40.710 | 34 E.GRAS | 40.564 | 8 | 94 M.AGUILAR | 1:51.294 | 1:51.446 (8) |
| 9 | 57 R.ROMERO | 30.547 | 54 J.RIOS | 40.757 | 57 R.ROMERO | 40.571 | 9 | 57 R.ROMERO | 1:52.052 | 1:52.122 (9) |
| 10 | 41 Y.CERPA | 30.607 | 7 X.VIDAL | 40.797 | 41 Y.CERPA | 40.910 | 10 | 41 Y.CERPA | 1:52.762 | 1:52.792 (10) |
| 11 | 35 A.COVARRUBIAS | 31.091 | 57 R.ROMERO | 40.934 | 7 X.VIDAL | 41.356 | 11 | 7 X.VIDAL | 1:53.526 | 1:53.684 (12) |
| 12 | 49 X.MARTINEZ | 31.154 | 49 X.MARTINEZ | 41.098 | 49 X.MARTINEZ | 41.535 | 12 | 54 J.RIOS | 1:53.598 | 1:53.598 (11) |
| 13 | 54 J.RIOS | 31.256 | 41 Y.CERPA | 41.245 | 54 J.RIOS | 41.585 | 13 | 49 X.MARTINEZ | 1:53.787 | 1:54.119 (14) |
| 14 | 22 B.AUSTIN | 31.269 | 35 A.COVARRUBIAS | 41.270 | 35 A.COVARRUBIAS | 41.604 | 14 | 35 A.COVARRUBIAS | 1:53.965 | 1:54.018 (13) |
| 15 | 98 M.SIEBDRATH | 31.365 | 24 J.CHOTE | 41.417 | 22 B.AUSTIN | 41.861 | 15 | 24 J.CHOTE | 1:54.909 | 1:54.973 (15) |
| 16 | 7 X.VIDAL | 31.373 | 15 M.RAMOS | 41.453 | 44 M.PEREZ | 41.863 | 16 | 44 M.PEREZ | 1:55.181 | 1:55.455 (18) |
| 17 | 24 J.CHOTE | 31.495 | 98 M.SIEBDRATH | 41.528 | 24 J.CHOTE | 41.997 | 17 | 22 B.AUSTIN | 1:55.182 | 1:55.409 (17) |
| 18 | 25 K.PAYNE | 31.570 | 44 M.PEREZ | 41.659 | 15 M.RAMOS | 42.171 | 18 | 98 M.SIEBDRATH | 1:55.199 | 1:55.372 (16) |
| 19 | 9 E.KASSIGIAN | 31.590 | 9 E.KASSIGIAN | 41.812 | 25 K.PAYNE | 42.301 | 19 | 15 M.RAMOS | 1:55.382 | 1:55.498 (19) |
| 20 | 37 M.AMER | 31.606 | 25 K.PAYNE | 41.907 | 98 M.SIEBDRATH | 42.306 | 20 | 25 K.PAYNE | 1:55.778 | 1:56.237 (21) |
| 21 | 44 M.PEREZ | 31.659 | 22 B.AUSTIN | 42.052 | 9 E.KASSIGIAN | 42.476 | 21 | 9 E.KASSIGIAN | 1:55.878 | 1:56.190 (20) |
| 22 | 15 M.RAMOS | 31.758 | 37 M.AMER | 42.330 | 37 M.AMER | 42.717 | 22 | 37 M.AMER | 1:56.653 | 1:57.036 (22) |



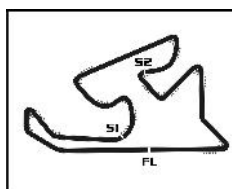
PreMoto3/Promo3

ESBK

Después de ENT. CRONOMETRADO

Velocidad máxima del evento

| Nº Piloto | Equipo | Moto | Clase | V.Max | Vit. | Sesión |
|-----------------------|------------------------------|------------|----------|-------|------|-------------------|
| 73 NUNO G. RIBEIRO | LOUSAESTRADAS | BEON | PreMoto3 | 203.4 | 13 | LIBRES 1 |
| 8 MARCO GARCIA | IGAXTEAM | BEON | PreMoto3 | 203.0 | 4 | LIBRES 1 |
| 57 RUBEN ROMERO | ILUSION TEAM | BEON | PreMoto3 | 201.5 | 12 | LIBRES 1 |
| 34 EITAN G. GRAS | AUSTIN RACING VHC LIQUI MOLY | BEON | PreMoto3 | 200.7 | 10 | LIBRES 1 |
| 14 EDUARDO GUTIERREZ | QRG MOTOR RACING | BEON | PreMoto3 | 200.4 | 4 | LIBRES 2 |
| 22 BEN R. AUSTIN | AUSTIN RACING VHC LIQUI MOLY | BEON | PreMoto3 | 200.0 | 10 | LIBRES 1 |
| 94 MARC AGUILAR | QRG MOTOR RACING | BEON | PreMoto3 | 200.0 | 3 | LIBRES 1 |
| 16 ALVARO FUERTES | FUERTES TEAM | BEON | PreMoto3 | 199.6 | 2 | LIBRES 1 |
| 58 JOSE L. ARMARIO | GM FUEL-VRC TEAM | MIR RACING | PreMoto3 | 197.8 | 16 | LIBRES 1 |
| 18 PABLO OLIVARES | GM FUEL-VRC TEAM | MIR RACING | PreMoto3 | 194.9 | 5 | ENT. CRONOMETRADO |
| 41 YVONNE CERPA | IGAXTEAM | BEON | PreMoto3 | 193.2 | 5 | ENT. CRONOMETRADO |
| 15 MARTIM M. RAMOS | CUNA DE CAMPEONES | MIR RACING | Promo3 | 188.2 | 4 | LIBRES 1 |
| 24 JAYANT CHOTE | CUNA DE CAMPEONES | MIR RACING | Promo3 | 186.9 | 2 | LIBRES 1 |
| 49 XAVIER MARTINEZ | CUNA DE CAMPEONES | MIR RACING | Promo3 | 186.5 | 14 | LIBRES 1 |
| 37 MONTAGUE J. AMER | AUSTIN RACING VHC LIQUI MOLY | BEON | Promo3 | 186.2 | 11 | LIBRES 1 |
| 7 XAVI VIDAL | CUNA DE CAMPEONES | | Promo3 | 185.2 | 4 | LIBRES 1 |
| 35 ADRIAN COVARRUBIAS | PM MOTORSPORT | | Promo3 | 184.9 | 9 | LIBRES 1 |
| 25 KYLE PAYNE | CUNA DE CAMPEONES | MIR RACING | Promo3 | 184.6 | 13 | LIBRES 1 |
| 98 MIKA SIEBDRATH | CUNA DE CAMPEONES | MIR RACING | Promo3 | 184.3 | 5 | LIBRES 2 |
| 44 MARK PEREZ | | | Promo3 | 184.0 | 2 | LIBRES 1 |
| 9 ELLIOT KASSIGIAN | CUNA DE CAMPEONES | MIR RACING | Promo3 | 183.7 | 2 | LIBRES 1 |
| 54 JESUS RIOS | MRE TALENT | CORSE | Promo3 | 182.1 | 12 | LIBRES 1 |
| 11 DAVID GONZALEZ | CUNA DE CAMPEONES | MIR RACING | Promo3 | 147.9 | 1 | LIBRES 1 |




PreMoto3/Promo3
ESBK
ENT. CRONOMETRADO

CIRCUITO DE NAVARRA 3.933 m.

Secuencia de vueltas rápidas

| T. Sesión | Nº Piloto | Equipo | Moto | Clase | Tiempo | Km/h | Vlt. |
|-----------|---------------------------|------------------------------|------------|----------|-----------------|-------|------|
| 4:06.566 | 34 EITAN G. GRAS | AUSTIN RACING VHC LIQUI MOLY | BEON | PreMoto3 | 1:52.327 | 126.0 | 2 |
| 5:10.676 | 8 MARCO GARCIA | IGAXTEAM | BEON | PreMoto3 | 1:51.381 | 127.1 | 2 |
| 6:53.384 | 16 ALVARO FUERTES | FUERTES TEAM | BEON | PreMoto3 | 1:50.810 | 127.8 | 3 |
| 7:38.454 | 58 JOSE L. ARMARIO | GM FUEL-VRC TEAM | MIR RACING | PreMoto3 | 1:50.679 | 127.9 | 3 |
| 8:43.907 | 16 ALVARO FUERTES | FUERTES TEAM | BEON | PreMoto3 | 1:50.523 | 128.1 | 4 |



PreMoto3/Promo3

ESBK

ENT. CRONOMETRADO

Vuelta a vuelta

— Vuelta invalidada

■ Mejor Personal

■ Mejor de la sesión

■ Cruzando por el pit lane

| Vlt. | Tiempo | Sector 1 | Sector 2 | Sector 3 | V.Max | T. Sesión | Vlt. | Tiempo | Sector 1 | Sector 2 | Sector 3 | V.Max | T. Sesión |
|-----------|--------------------------|---------------|---------------|---------------|-------|------------|-----------|------------------------------|---------------|---------------|---------------|-------|------------|
| 7 | XAVI VIDAL | | | | | ESP | 7 | 1:52.689 | 30.606 | 41.244 | 40.839 | 195.3 | 15:09.637 |
| | CUNA DE CAMPEONES | | | | | | 8 | 1:51.053 | 30.109 | 40.450 | 40.494 | 197.1 | 17:00.690 |
| | | | | | | | 9 | 4:10.490 B | 31.132 | 41.556 | 2:57.802 | 189.5 | 21:11.180 |
| 1 | 5:05.080 | 3:39.812 | 42.994 | 42.274 | 136.0 | 5:05.080 | 10 | 2:01.084 | 37.696 | 42.116 | 41.272 | 147.3 | 23:12.264 |
| 2 | 1:54.845 | 31.735 | 41.410 | 41.700 | 176.8 | 6:59.925 | 11 | 1:51.964 | 30.510 | 40.881 | 40.573 | 191.8 | 25:04.228 |
| 3 | 1:54.268 | 31.384 | 41.420 | 41.464 | 175.3 | 8:54.193 | 12 | 1:51.548 | 30.408 | 40.610 | 40.530 | 193.9 | 26:55.776 |
| 4 | 1:54.415 | 31.373 | 41.231 | 41.811 | 178.2 | 10:48.608 | 13 | 1:51.401 | 30.270 | 40.488 | 40.643 | 193.9 | 28:47.177 |
| 5 | 5:16.809 B | 32.745 | 42.851 | 4:01.213 | 174.2 | 16:05.417 | 14 | 1:51.677 | 30.274 | 40.715 | 40.688 | 193.2 | 30:38.854 |
| 6 | 2:01.134 | 38.055 | 41.466 | 41.613 | 142.5 | 18:06.551 | | | | | | | |
| 7 | 1:54.039 | 31.408 | 41.181 | 41.450 | 175.6 | 20:00.590 | 15 | MARTIM M. RAMOS | | | | | PRT |
| 8 | 1:54.046 | 31.439 | 41.017 | 41.590 | 174.8 | 21:54.636 | | CUNA DE CAMPEONES | | | | | MIR RACING |
| 9 | 1:53.692 | 31.444 | 40.797 | 41.451 | 173.6 | 23:48.328 | 1 | 2:31.624 | 1:01.195 | 44.169 | 46.260 | 129.7 | 2:31.624 |
| 10 | 1:53.684 | 31.411 | 40.917 | 41.356 | 173.9 | 25:42.012 | 2 | 1:59.021 | 33.397 | 42.766 | 42.858 | 174.5 | 4:30.645 |
| 8 | MARCO GARCIA | | | | | ESP | 3 | 1:56.766 | 31.872 | 42.271 | 42.623 | 178.5 | 6:27.411 |
| | IGAXTEAM | | | | | BEON | 4 | 1:56.652 | 31.928 | 42.123 | 42.601 | 174.8 | 8:24.063 |
| 1 | 3:19.295 | 1:55.238 | 42.930 | 41.127 | 161.9 | 3:19.295 | 5 | 1:55.625 | 31.930 | 41.524 | 42.171 | 175.3 | 10:19.688 |
| 2 | 1:51.381 | 30.302 | 40.697 | 40.382 | 192.9 | 5:10.676 | 6 | 3:54.781 B | 32.297 | 43.277 | 2:39.207 | 173.6 | 14:14.469 |
| 3 | 1:50.952 | 30.085 | 40.457 | 40.410 | 194.6 | 7:01.628 | 7 | 2:39.036 B | 37.699 | 46.917 | 1:14.420 | 142.9 | 16:53.505 |
| 4 | 1:51.252 | 29.992 | 40.782 | 40.478 | 196.4 | 8:52.880 | 8 | 2:02.846 | 38.093 | 42.191 | 42.562 | 132.4 | 18:56.351 |
| 5 | 1:50.703 | 29.928 | 40.418 | 40.357 | 194.2 | 10:43.583 | 9 | 1:56.727 | 31.813 | 41.791 | 43.123 | 174.2 | 20:53.078 |
| 6 | 6:15.687 B | 31.447 | 42.885 | 5:01.355 | 192.5 | 16:59.270 | 10 | 1:55.632 | 31.958 | 41.453 | 42.221 | 172.2 | 22:48.710 |
| 7 | 1:57.339 | 35.357 | 41.319 | 40.663 | 161.2 | 18:56.609 | 11 | 1:55.558 | 31.823 | 41.497 | 42.238 | 172.5 | 24:44.268 |
| 8 | 1:50.950 | 30.104 | 40.419 | 40.427 | 192.9 | 20:47.559 | 12 | 1:55.498 | 31.758 | 41.520 | 42.220 | 173.6 | 26:39.766 |
| 9 | 1:51.279 | 30.215 | 40.546 | 40.518 | 190.5 | 22:38.838 | 13 | 2:33.399 B | 31.766 | 47.048 | 1:14.585 | 173.4 | 29:13.165 |
| 10 | 1:51.844 | 30.195 | 40.827 | 40.822 | 190.1 | 24:30.682 | 14 | 2:03.262 | 37.199 | 42.983 | 43.080 | 147.9 | 31:16.427 |
| 11 | 2:00.405 | 37.793 | 41.531 | 41.081 | 188.5 | 26:31.087 | 16 | ALVARO FUERTES | | | | | ESP |
| 12 | 1:51.439 | 30.218 | 40.499 | 40.722 | 192.5 | 28:22.526 | | FUERTES TEAM | | | | | BEON |
| 13 | 1:51.191 | 30.060 | 40.604 | 40.527 | 191.5 | 30:13.717 | 1 | 3:11.167 | 1:47.171 | 43.126 | 40.870 | 148.8 | 3:11.167 |
| 9 | ELLIOT KASSIGIAN | | | | | FRA | 2 | 1:51.407 | 30.187 | 40.586 | 40.634 | 188.5 | 5:02.574 |
| | CUNA DE CAMPEONES | | | | | MIR RACING | 3 | 1:50.810 | 30.165 | 40.317 | 40.328 | 189.8 | 6:53.384 |
| 1 | 2:20.051 | 52.725 | 43.621 | 43.705 | 144.4 | 2:20.051 | 4 | 1:50.523 | 30.159 | 40.284 | 40.080 | 189.5 | 8:43.907 |
| 2 | 1:58.067 | 32.218 | 42.709 | 43.140 | 175.9 | 4:18.118 | 5 | 8:27.596 B | 30.096 | 40.417 | 7:17.083 | 193.5 | 17:11.503 |
| 3 | 1:57.703 | 32.437 | 42.222 | 43.044 | 176.2 | 6:15.821 | 6 | 1:56.394 | 34.814 | 40.900 | 40.680 | 157.2 | 19:07.897 |
| 4 | 1:56.717 | 31.795 | 42.249 | 42.673 | 178.5 | 8:12.538 | 7 | 1:51.315 | 30.235 | 40.498 | 40.582 | 189.8 | 20:59.212 |
| 5 | 1:56.666 | 31.814 | 42.072 | 42.780 | 177.9 | 10:09.204 | 8 | 1:51.291 | 30.105 | 40.521 | 40.665 | 188.2 | 22:50.503 |
| 6 | 1:57.184 | 32.025 | 42.114 | 43.045 | 176.5 | 12:06.388 | 9 | 4:30.768 B | 30.378 | 43.468 | 3:16.922 | 186.9 | 27:21.271 |
| 7 | 1:57.055 | 32.017 | 42.119 | 42.919 | 175.9 | 14:03.443 | 10 | 1:59.832 | 36.615 | 41.749 | 41.468 | 131.1 | 29:21.103 |
| 8 | 1:57.181 | 32.172 | 42.163 | 42.846 | 174.2 | 16:00.624 | 11 | 1:52.517 | 30.491 | 40.849 | 41.177 | 185.9 | 31:13.620 |
| 9 | 2:11.063 | 32.166 | 55.847 | 43.050 | 174.2 | 18:11.687 | 18 | PABLO OLIVARES | | | | | ESP |
| 10 | 1:56.891 | 32.041 | 41.963 | 42.887 | 177.9 | 20:08.578 | | GM FUEL-VRC TEAM | | | | | MIR RACING |
| 11 | 1:59.504 | 31.962 | 44.339 | 43.203 | 176.8 | 22:08.082 | 1 | 3:53.680 | 2:29.649 | 42.942 | 41.089 | 153.2 | 3:53.680 |
| 12 | 2:00.563 | 32.143 | 42.104 | 46.316 | 172.0 | 24:08.645 | 2 | 1:52.685 | 30.741 | 41.274 | 40.670 | 192.9 | 5:46.365 |
| 13 | 1:56.222 | 31.934 | 41.812 | 42.476 | 175.3 | 26:04.867 | 3 | 1:51.681 | 30.347 | 40.321 | 41.013 | 193.9 | 7:38.046 |
| 14 | 1:56.190 | 31.590 | 42.037 | 42.563 | 179.7 | 28:01.057 | 4 | 1:52.488 | 30.890 | 41.166 | 40.432 | 191.5 | 9:30.534 |
| 15 | 1:56.636 | 31.993 | 41.903 | 42.740 | 173.1 | 29:57.693 | 5 | 1:51.259 | 30.274 | 40.487 | 40.498 | 194.9 | 11:21.793 |
| 16 | 1:56.895 | 32.092 | 42.077 | 42.726 | 173.6 | 31:54.588 | 6 | 1:53.540 | 30.585 | 41.894 | 41.061 | 192.2 | 13:15.333 |
| | | | | | | | 7 | 9:32.276 B | 32.542 | 41.774 | 8:17.960 | 189.8 | 22:47.609 |
| | | | | | | | 8 | 2:01.826 | 38.817 | 41.782 | 41.227 | 151.0 | 24:49.435 |
| | | | | | | | 9 | 1:52.033 | 30.228 | 40.721 | 41.084 | 191.8 | 26:41.468 |
| | | | | | | | 10 | 1:57.005 | 32.867 | 43.290 | 40.848 | 181.8 | 28:38.473 |
| | | | | | | | 11 | 1:51.436 | 30.145 | 40.711 | 40.580 | 192.5 | 30:29.909 |
| 14 | EDUARDO GUTIERREZ | | | | | ESP | 22 | BEN R. AUSTIN | | | | | GBR |
| | QRG MOTOR RACING | | | | | BEON | | AUSTIN RACING VHC LIQUI MOLY | | | | | BEON |
| 1 | 3:51.415 B | 2:04.663 | 42.721 | 1:04.031 | 159.8 | 3:51.415 | 1 | 3:31.498 | 2:06.052 | 43.118 | 42.328 | 150.6 | 3:31.498 |
| 2 | 1:59.681 | 37.692 | 41.111 | 40.878 | 142.3 | 5:51.096 | | | | | | | |
| 3 | 1:51.428 | 30.228 | 40.589 | 40.611 | 196.0 | 7:42.524 | | | | | | | |
| 4 | 1:51.505 | 30.206 | 40.681 | 40.618 | 194.2 | 9:34.029 | | | | | | | |
| 5 | 1:51.664 | 30.214 | 40.926 | 40.524 | 194.9 | 11:25.693 | | | | | | | |
| 6 | 1:51.255 | 30.230 | 40.433 | 40.592 | 194.2 | 13:16.948 | | | | | | | |



PreMoto3/Promo3 ESBK ENT. CRONOMETRADO

Vuelta a vuelta

— Vuelta invalidada Mejor Personal Mejor de la sesión Cruzando por el pit lane

| Vlt. | Tiempo | Sector 1 | Sector 2 | Sector 3 | V.Max | T. Sesión |
|------|-------------------|---------------|---------------|---------------|-------|-----------|
| 2 | 2:12.075 B | 31.501 | 42.755 | 57.819 | 187.5 | 5:43.573 |
| 3 | 2:01.303 | 37.163 | 42.052 | 42.088 | 126.2 | 7:44.876 |
| 4 | 1:55.409 | 31.284 | 42.264 | 41.861 | 188.5 | 9:40.285 |
| 5 | 1:55.451 | 31.269 | 42.093 | 42.089 | 190.5 | 11:35.736 |
| 6 | 7:23.840 B | 31.557 | 42.657 | 6:09.626 | 186.9 | 18:59.576 |
| 7 | 2:03.159 | 37.399 | 43.291 | 42.469 | 150.2 | 21:02.735 |
| 8 | 1:56.466 | 31.598 | 42.403 | 42.465 | 191.2 | 22:59.201 |
| 9 | 1:56.483 | 31.929 | 42.291 | 42.263 | 184.3 | 24:55.684 |
| 10 | 2:39.570 B | 31.944 | 42.409 | 1:25.217 | 186.5 | 27:35.254 |
| 11 | 2:02.209 | 36.438 | 42.674 | 43.097 | 152.1 | 29:37.463 |
| 12 | 1:55.818 | 31.635 | 42.181 | 42.002 | 184.6 | 31:33.281 |

| 24 JAYANT CHOTE | | NLD | | | | |
|-------------------|-------------------|---------------|---------------|---------------|-------|-----------|
| CUNA DE CAMPEONES | | MIR RACING | | | | |
| 1 | 2:17.533 | 50.820 | 43.483 | 43.230 | 128.4 | 2:17.533 |
| 2 | 1:58.070 | 32.139 | 43.264 | 42.667 | 173.9 | 4:15.603 |
| 3 | 1:56.779 | 31.941 | 42.153 | 42.685 | 172.8 | 6:12.382 |
| 4 | 1:56.373 | 32.046 | 41.833 | 42.494 | 173.4 | 8:08.755 |
| 5 | 1:55.974 | 31.972 | 41.655 | 42.347 | 172.0 | 10:04.729 |
| 6 | 1:55.741 | 31.823 | 41.717 | 42.201 | 171.7 | 12:00.470 |
| 7 | 4:05.588 B | 38.992 | 41.959 | 2:44.637 | 171.4 | 16:06.058 |
| 8 | 2:02.304 | 37.759 | 42.031 | 42.514 | 139.7 | 18:08.362 |
| 9 | 1:55.454 | 31.808 | 41.457 | 42.189 | 173.6 | 20:03.816 |
| 10 | 1:54.973 | 31.559 | 41.417 | 41.997 | 172.8 | 21:58.789 |
| 11 | 1:55.684 | 31.792 | 41.501 | 42.391 | 171.2 | 23:54.473 |
| 12 | 1:55.352 | 31.737 | 41.513 | 42.102 | 171.2 | 25:49.825 |
| 13 | 3:39.653 B | 31.495 | 41.748 | 2:26.410 | 172.0 | 29:29.478 |
| 14 | 2:06.497 | 41.550 | 42.268 | 42.679 | 89.0 | 31:35.975 |

| 25 KYLE PAYNE | | GBR | | | | |
|-------------------|-------------------|---------------|---------------|---------------|-------|-----------|
| CUNA DE CAMPEONES | | MIR RACING | | | | |
| 1 | 2:20.439 | 53.531 | 43.994 | 42.914 | 151.0 | 2:20.439 |
| 2 | 1:57.821 | 32.258 | 42.980 | 42.583 | 176.2 | 4:18.260 |
| 3 | 1:56.630 | 31.795 | 42.219 | 42.616 | 178.8 | 6:14.890 |
| 4 | 1:56.335 | 31.773 | 42.004 | 42.558 | 179.1 | 8:11.225 |
| 5 | 1:56.306 | 31.739 | 42.253 | 42.314 | 179.4 | 10:07.531 |
| 6 | 1:56.799 | 31.736 | 42.469 | 42.594 | 177.9 | 12:04.330 |
| 7 | 1:56.481 | 31.855 | 42.225 | 42.401 | 175.3 | 14:00.811 |
| 8 | 3:22.010 B | 32.458 | 43.011 | 2:06.541 | 173.6 | 17:22.821 |
| 9 | 2:04.381 | 37.593 | 43.763 | 43.025 | 141.5 | 19:27.202 |
| 10 | 1:56.882 | 32.066 | 42.235 | 42.581 | 173.4 | 21:24.084 |
| 11 | 1:56.332 | 31.780 | 41.907 | 42.645 | 174.2 | 23:20.416 |
| 12 | 1:56.237 | 31.836 | 41.952 | 42.449 | 173.9 | 25:16.653 |
| 13 | 1:56.303 | 31.825 | 42.035 | 42.443 | 174.8 | 27:12.956 |
| 14 | 1:57.549 | 31.570 | 43.261 | 42.718 | 180.3 | 29:10.505 |
| 15 | 1:56.357 | 31.880 | 42.176 | 42.301 | 174.8 | 31:06.862 |

| 34 EITAN G. GRAS | | URY | | | | |
|------------------------------|--------------------|--------|--------|----------|-------|-----------|
| AUSTIN RACING VHC LIQUI MOLY | | BEON | | | | |
| 1 | 2:14.239 | 51.708 | 41.571 | 40.960 | 161.2 | 2:14.239 |
| 2 | 1:52.327 | 30.423 | 40.943 | 40.961 | 190.8 | 4:06.566 |
| 3 | 1:51.713 | 30.279 | 40.789 | 40.645 | 191.2 | 5:58.279 |
| 4 | 2:15.067 | 30.288 | 40.548 | 1:04.231 | 192.5 | 8:13.346 |
| 5 | 12:34.691 B | 33.170 | 43.606 | ... | 183.4 | 20:48.037 |
| 6 | 1:57.360 | 35.058 | 41.228 | 41.074 | 158.1 | 22:45.397 |
| 7 | 1:51.966 | 30.431 | 40.775 | 40.760 | 187.2 | 24:37.363 |
| 8 | 1:51.781 | 30.470 | 40.690 | 40.621 | 188.8 | 26:29.144 |

| Vlt. | Tiempo | Sector 1 | Sector 2 | Sector 3 | V.Max | T. Sesión |
|------|-----------------|---------------|---------------|---------------|-------|-----------|
| 9 | 1:51.431 | 30.187 | 40.545 | 40.699 | 188.5 | 28:20.575 |
| 10 | 1:51.395 | 30.372 | 40.459 | 40.564 | 187.5 | 30:11.970 |

| 35 ADRIAN COVARRUBIAS | | ESP | | | | |
|-----------------------|-------------------|---------------|---------------|---------------|-------|-----------|
| PM MOTORSPORT | | | | | | |
| 1 | 5:05.212 | 3:40.027 | 43.042 | 42.143 | 137.9 | 5:05.212 |
| 2 | 1:54.866 | 31.753 | 41.509 | 41.604 | 176.5 | 7:00.078 |
| 3 | 1:54.526 | 31.390 | 41.513 | 41.623 | 176.5 | 8:54.604 |
| 4 | 1:54.018 | 31.091 | 41.317 | 41.610 | 181.8 | 10:48.622 |
| 5 | 3:21.965 B | 32.885 | 42.946 | 2:06.134 | 169.3 | 14:10.587 |
| 6 | 2:35.191 B | 41.155 | 47.623 | 1:06.413 | 132.5 | 16:45.778 |
| 7 | 4:08.616 B | 36.594 | 41.880 | 2:50.142 | 145.2 | 20:54.394 |
| 8 | 2:07.461 | 42.108 | 43.047 | 42.306 | 106.2 | 23:01.855 |
| 9 | 1:55.776 | 31.985 | 41.646 | 42.145 | 171.7 | 24:57.631 |
| 10 | 1:54.827 | 31.657 | 41.270 | 41.900 | 174.5 | 26:52.458 |

| 37 MONTAGUE J. AMER | | GBR | | | | |
|------------------------------|-------------------|---------------|---------------|---------------|-------|-----------|
| AUSTIN RACING VHC LIQUI MOLY | | BEON | | | | |
| 1 | 2:32.528 | 1:00.276 | 46.129 | 46.123 | 146.3 | 2:32.528 |
| 2 | 2:04.090 | 34.397 | 43.740 | 45.953 | 183.7 | 4:36.618 |
| 3 | 1:58.526 | 32.101 | 42.930 | 43.495 | 182.4 | 6:35.144 |
| 4 | 2:07.737 | 32.453 | 48.601 | 46.683 | 178.8 | 8:42.881 |
| 5 | 7:11.943 B | 32.265 | 43.228 | 5:56.450 | 181.5 | 15:54.824 |
| 6 | 2:15.200 | 44.303 | 48.180 | 42.717 | 100.0 | 18:10.024 |
| 7 | 1:57.036 | 31.606 | 42.379 | 43.051 | 184.6 | 20:07.060 |
| 8 | 2:01.401 | 32.064 | 46.059 | 43.278 | 180.0 | 22:08.461 |
| 9 | 1:59.003 | 32.398 | 42.403 | 44.202 | 172.8 | 24:07.464 |
| 10 | 1:57.077 | 31.737 | 42.330 | 43.010 | 180.9 | 26:04.541 |
| 11 | 2:58.681 B | 32.488 | 53.723 | 1:32.470 | 176.2 | 29:03.222 |
| 12 | 2:37.846 | 53.218 | 57.909 | 46.719 | 91.2 | 31:41.068 |

| 41 YVONNE CERPA | | ESP | | | | |
|-----------------|-------------------|---------------|---------------|---------------|-------|-----------|
| IGAXTEAM | | BEON | | | | |
| 1 | 3:28.312 | 2:00.120 | 43.820 | 44.372 | 155.2 | 3:28.312 |
| 2 | 7:55.284 B | 50.686 | 1:05.516 | 5:59.082 | 111.3 | 11:23.596 |
| 3 | 2:01.132 | 37.824 | 41.854 | 41.454 | 156.5 | 13:24.728 |
| 4 | 1:53.117 | 30.848 | 41.359 | 40.910 | 192.2 | 15:17.845 |
| 5 | 1:52.792 | 30.607 | 41.245 | 40.940 | 193.2 | 17:10.637 |
| 6 | 7:31.799 B | 30.883 | 41.835 | 6:19.081 | 192.9 | 24:42.436 |
| 7 | 1:59.513 | 36.787 | 41.713 | 41.013 | 157.4 | 26:41.949 |
| 8 | 1:55.162 | 31.463 | 42.377 | 41.322 | 190.1 | 28:37.111 |
| 9 | 1:53.645 | 30.909 | 41.785 | 40.951 | 190.1 | 30:30.756 |

| 44 MARK PEREZ | | ESP | | | | |
|---------------|-------------------|---------------|---------------|---------------|-------|-----------|
| 1 | 2:31.233 | 1:00.427 | 44.960 | 45.846 | 150.0 | 2:31.233 |
| 2 | 2:01.213 | 35.093 | 43.235 | 42.885 | 168.5 | 4:32.446 |
| 3 | 1:57.014 | 32.303 | 42.578 | 42.133 | 176.2 | 6:29.460 |
| 4 | 1:56.075 | 31.837 | 42.375 | 41.863 | 175.6 | 8:25.535 |
| 5 | 1:55.568 | 31.659 | 41.938 | 41.971 | 178.5 | 10:21.103 |
| 6 | 7:40.120 B | 31.719 | 42.119 | 6:26.282 | 176.5 | 18:01.223 |
| 7 | 2:11.542 | 46.932 | 42.401 | 42.209 | 31.7 | 20:12.765 |
| 8 | 1:57.694 | 31.830 | 42.042 | 43.822 | 174.2 | 22:10.459 |
| 9 | 1:55.855 | 31.887 | 41.680 | 42.288 | 174.2 | 24:06.314 |
| 10 | 1:55.455 | 31.880 | 41.659 | 41.916 | 172.5 | 26:01.769 |



PreMoto3/Promo3

ESBK

ENT. CRONOMETRADO

Vuelta a vuelta

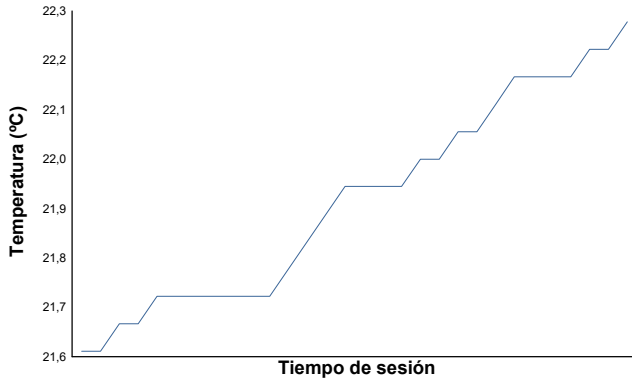
— Vuelta invalidada ■ Mejor Personal ■ Mejor de la sesión B Cruzando por el pit lane

| Vlt. | Tiempo | Sector 1 | Sector 2 | Sector 3 | V.Max | T. Sesión | Vlt. | Tiempo | Sector 1 | Sector 2 | Sector 3 | V.Max | T. Sesión | |
|-----------|--|---------------|---------------|---------------|-------|-----------|------|-------------------|---|---------------|---------------|-------|-----------|--|
| 49 | XAVIER MARTINEZ ESP CUNA DE CAMPEONES MIR RACING | | | | | | | 73 | NUNO G. RIBEIRO PRT LOUSAESTRADAS BEON | | | | | |
| 1 | 4:35.390 | 3:09.700 | 43.120 | 42.570 | 145.4 | 4:35.390 | 1 | 4:01.982 | 2:37.782 | 42.670 | 41.530 | 134.5 | 4:01.982 | |
| 2 | 1:55.294 | 31.552 | 41.898 | 41.844 | 179.7 | 6:30.684 | 2 | 1:53.017 | 30.797 | 41.313 | 40.907 | 193.2 | 5:54.999 | |
| 3 | 1:54.183 | 31.326 | 41.322 | 41.535 | 179.4 | 8:24.867 | 3 | 1:51.369 | 30.199 | 40.751 | 40.419 | 196.4 | 7:46.368 | |
| 4 | 14:49.192 B | 31.365 | 41.575 | ... | 181.2 | 23:14.059 | 4 | 1:52.669 | 30.103 | 41.526 | 41.040 | 196.7 | 9:39.037 | |
| 5 | 2:05.554 | 41.694 | 42.161 | 41.699 | 99.0 | 25:19.613 | 5 | 1:51.499 | 30.384 | 40.508 | 40.607 | 194.9 | 11:30.536 | |
| 6 | 1:54.528 | 31.355 | 41.638 | 41.535 | 183.7 | 27:14.141 | 6 | 1:51.663 | 30.335 | 40.694 | 40.634 | 194.2 | 13:22.199 | |
| 7 | 1:54.119 | 31.154 | 41.098 | 41.867 | 180.0 | 29:08.260 | 7 | 1:51.645 | 30.260 | 40.700 | 40.685 | 192.5 | 15:13.844 | |
| 8 | 1:54.968 | 31.391 | 41.759 | 41.818 | 177.9 | 31:03.228 | 8 | 6:10.294 B | 30.218 | 40.440 | 4:59.636 | 194.6 | 21:24.138 | |
| | | | | | | | 9 | 2:01.668 | 37.867 | 42.190 | 41.611 | 147.7 | 23:25.806 | |
| | | | | | | | 10 | 1:53.554 | 30.592 | 41.732 | 41.230 | 191.8 | 25:19.360 | |
| | | | | | | | 11 | 1:52.563 | 30.316 | 41.019 | 41.228 | 195.7 | 27:11.923 | |
| | | | | | | | 12 | 1:52.022 | 30.466 | 40.690 | 40.866 | 192.9 | 29:03.945 | |
| | | | | | | | 13 | 1:51.913 | 30.473 | 40.800 | 40.640 | 191.2 | 30:55.858 | |
| 54 | JESUS RIOS ESP MRE TALENT CORSE | | | | | | | 94 | MARC AGUILAR ESP QRG MOTOR RACING BEON | | | | | |
| 1 | 2:34.500 | 59.209 | 48.387 | 46.904 | 136.9 | 2:34.500 | 1 | 3:28.767 | 2:05.192 | 41.846 | 41.729 | 157.2 | 3:28.767 | |
| 2 | 1:55.875 | 32.056 | 41.625 | 42.194 | 172.2 | 4:30.375 | 2 | 3:09.803 B | 32.619 | 41.784 | 1:55.400 | 190.1 | 6:38.570 | |
| 3 | 2:35.051 B | 34.272 | 43.225 | 1:17.554 | 169.8 | 7:05.426 | 3 | 1:57.703 | 35.442 | 41.239 | 41.022 | 157.0 | 8:36.273 | |
| 4 | 2:00.841 | 37.017 | 41.605 | 42.219 | 145.6 | 9:06.267 | 4 | 1:51.798 | 30.476 | 40.722 | 40.600 | 192.2 | 10:28.071 | |
| 5 | 1:54.356 | 31.602 | 40.923 | 41.831 | 171.4 | 11:00.623 | 5 | 1:51.677 | 30.280 | 40.726 | 40.671 | 189.5 | 12:19.748 | |
| 6 | 2:17.030 B | 34.980 | 42.024 | 1:00.026 | 168.5 | 13:17.653 | 6 | 1:51.667 | 30.391 | 40.710 | 40.566 | 189.5 | 14:11.415 | |
| 7 | 2:00.576 | 36.737 | 41.515 | 42.324 | 142.1 | 15:18.229 | 7 | 1:52.246 | 30.437 | 40.993 | 40.816 | 188.5 | 16:03.661 | |
| 8 | 1:53.598 | 31.256 | 40.757 | 41.585 | 174.5 | 17:11.827 | 8 | 5:21.328 B | 31.343 | 41.310 | 4:08.675 | 189.8 | 21:24.989 | |
| 9 | 1:54.106 | 31.411 | 40.962 | 41.733 | 173.9 | 19:05.933 | 9 | 2:01.003 | 37.274 | 42.216 | 41.513 | 149.2 | 23:25.992 | |
| 10 | 1:55.830 | 32.364 | 41.376 | 42.090 | 169.8 | 21:01.763 | 10 | 1:52.219 | 30.627 | 40.865 | 40.727 | 192.2 | 25:18.211 | |
| 11 | 2:02.402 | 32.556 | 47.161 | 42.685 | 170.9 | 23:04.165 | 11 | 1:54.374 | 30.467 | 41.536 | 42.371 | 192.2 | 27:12.585 | |
| 12 | 3:18.955 B | 31.712 | 41.382 | 2:05.861 | 168.2 | 26:23.120 | 12 | 1:52.253 | 30.373 | 41.055 | 40.825 | 193.2 | 29:04.838 | |
| 13 | 2:03.015 | 39.415 | 41.318 | 42.282 | 123.6 | 28:26.135 | 13 | 1:51.446 | 30.250 | 40.862 | 40.334 | 192.5 | 30:56.284 | |
| 14 | 1:55.166 | 31.739 | 41.157 | 42.270 | 169.5 | 30:21.301 | | | | | | | | |
| 57 | RUBEN ROMERO ESP ILUSION TEAM BEON | | | | | | | 98 | MIKA SIEBDRATH DEU CUNA DE CAMPEONES MIR RACING | | | | | |
| 1 | 5:37.697 | 4:12.921 | 43.149 | 41.627 | 159.3 | 5:37.697 | 1 | 2:19.050 | 52.043 | 43.661 | 43.346 | 128.3 | 2:19.050 | |
| 2 | 1:54.851 | 31.210 | 42.364 | 41.277 | 192.2 | 7:32.548 | 2 | 1:58.017 | 31.956 | 43.086 | 42.975 | 175.9 | 4:17.067 | |
| 3 | 1:55.234 | 31.745 | 42.251 | 41.238 | 190.5 | 9:27.782 | 3 | 1:56.743 | 31.685 | 42.343 | 42.715 | 177.0 | 6:13.810 | |
| 4 | 1:54.795 | 31.696 | 42.194 | 40.905 | 191.2 | 11:22.577 | 4 | 1:56.568 | 31.589 | 42.351 | 42.628 | 176.8 | 8:10.378 | |
| 5 | 1:53.380 | 31.051 | 41.344 | 40.985 | 193.2 | 13:15.957 | 5 | 1:56.075 | 31.530 | 41.981 | 42.564 | 177.0 | 10:06.453 | |
| 6 | 1:53.440 | 31.068 | 41.191 | 41.181 | 192.2 | 15:09.397 | 6 | 6:01.341 B | 31.683 | 43.069 | 4:46.589 | 175.6 | 16:07.794 | |
| 7 | 7:53.592 B | 30.900 | 40.934 | 6:41.758 | 188.2 | 23:02.989 | 7 | 2:01.047 | 36.640 | 42.050 | 42.357 | 147.5 | 18:08.841 | |
| 8 | 2:03.273 | 37.509 | 44.140 | 41.624 | 159.1 | 25:06.262 | 8 | 1:56.064 | 31.664 | 41.760 | 42.640 | 178.5 | 20:04.905 | |
| 9 | 2:04.318 | 36.619 | 44.399 | 43.300 | 190.5 | 27:10.580 | 9 | 1:55.372 | 31.452 | 41.614 | 42.306 | 177.9 | 22:00.277 | |
| 10 | 1:54.608 | 32.218 | 41.538 | 40.852 | 187.2 | 29:05.188 | 10 | 1:56.205 | 31.401 | 42.277 | 42.527 | 176.5 | 23:56.482 | |
| 11 | 1:52.122 | 30.547 | 41.004 | 40.571 | 195.3 | 30:57.310 | 11 | 1:55.816 | 31.622 | 41.625 | 42.569 | 174.8 | 25:52.298 | |
| | | | | | | | 12 | 1:55.562 | 31.365 | 41.528 | 42.669 | 176.8 | 27:47.860 | |
| 58 | JOSE L. ARMARIO ESP GM FUEL-VRC TEAM MIR RACING | | | | | | | | | | | | | |
| 1 | 3:56.093 | 2:33.066 | 41.991 | 41.036 | 126.3 | 3:56.093 | | | | | | | | |
| 2 | 1:51.682 | 30.312 | 40.713 | 40.657 | 188.2 | 5:47.775 | | | | | | | | |
| 3 | 1:50.679 | 30.113 | 40.239 | 40.327 | 190.8 | 7:38.454 | | | | | | | | |
| 4 | 1:52.231 | 30.449 | 40.765 | 41.017 | 189.8 | 9:30.685 | | | | | | | | |
| 5 | 1:52.541 | 30.412 | 41.090 | 41.039 | 187.8 | 11:23.226 | | | | | | | | |
| 6 | 1:54.463 | 30.533 | 41.535 | 42.395 | 190.1 | 13:17.689 | | | | | | | | |
| 7 | 9:33.308 B | 30.571 | 42.246 | 8:20.491 | 186.9 | 22:50.997 | | | | | | | | |
| 8 | 1:59.101 | 35.974 | 41.744 | 41.383 | 152.3 | 24:50.098 | | | | | | | | |
| 9 | 1:52.341 | 30.296 | 40.798 | 41.247 | 187.5 | 26:42.439 | | | | | | | | |
| 10 | 1:57.734 | 31.099 | 44.970 | 41.665 | 189.8 | 28:40.173 | | | | | | | | |
| 11 | 1:52.276 | 30.412 | 40.924 | 40.940 | 185.2 | 30:32.449 | | | | | | | | |

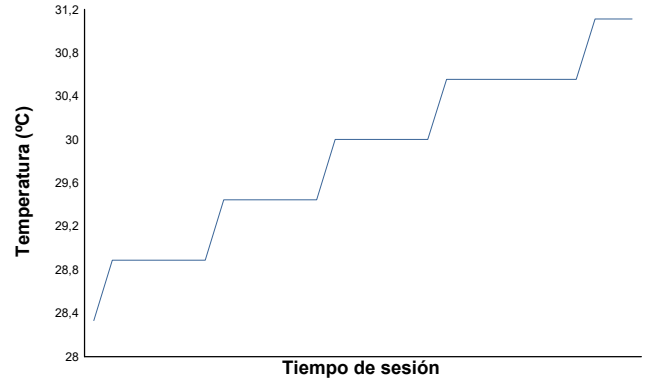


ESBK
PreMoto3/Promo3
ENT. CRONOMETRADO
Informe meteorológico

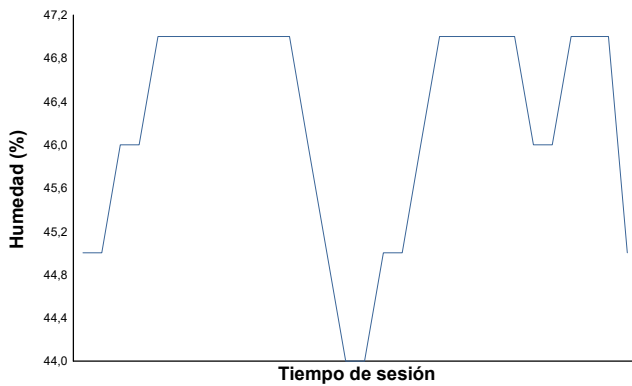
Temperatura del Aire



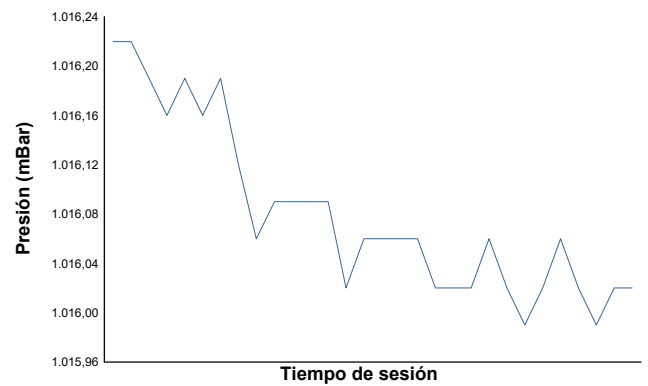
Temperatura de la Pista



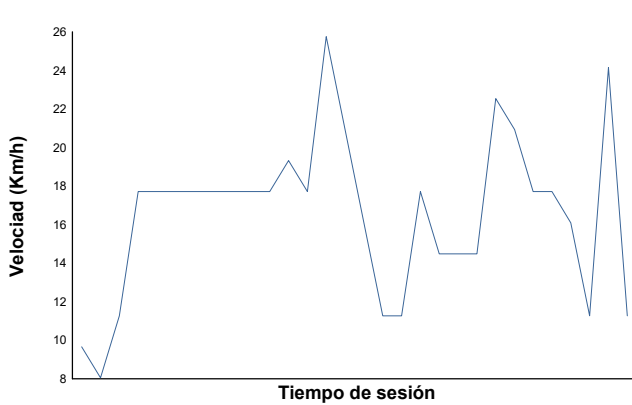
Humedad



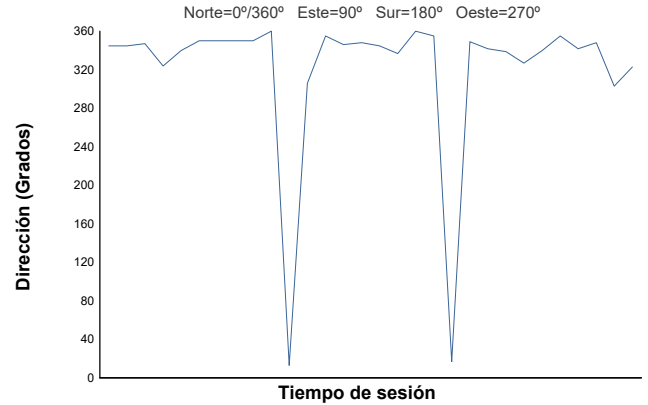
Presión



Velocidad del viento



Dirección del viento



Estado de pista: **SECO**