



PreMoto3/Promo3

ESBK

CARRERA 1 (13 Vlt., 51,1 km.)

Parrilla de salida

25 K. PAYNE 1:56.237 21	9 E. KASSIGIAN 1:56.190 20	37 M. AMER 1:57.036 22 8
44 M. PEREZ 1:55.455 18	22 B. AUSTIN 1:55.409 17	15 M. RAMOS 1:55.498 19 7
24 J. CHOTE 1:54.973 15	49 X. MARTINEZ 1:54.119 14	98 M. SIEBDRATH 1:55.372 16 6
7 X. VIDAL 1:53.684 12	54 J. RIOS 1:53.598 11	35 A. COVARRUBIAS 1:54.018 13 5
57 R. ROMERO 1:52.122 9	94 M. AGUILAR 1:51.446 8	41 Y. CERPA 1:52.792 10 4
34 E. GRAS 1:51.395 6	73 N. RIBEIRO 1:51.369 5	18 P. OLIVARES 1:51.436 7 3
8 M. GARCIA 1:50.950 3	58 J. ARMARIO 1:50.679 2	14 E. GUTIERREZ 1:51.053 4 2
		16 A. FUERTES 1:50.523 1 1

Pole

Director de Carrera:

Maximo Guerrero

Jefe de Cronometraje:

Juan Carlos Jodra
548713-GU



PreMoto3/Promo3

ESBK

CARRERA 1 (13 Vlt., 51,1 km.)

Clasificación

Nº	Piloto	Nac	Equipo	Moto	Neum. Cl.	Vlts.	Tiempo Total	Dif.	Km/h	Mejor Vuelta	
										Vlt.	Tiempo Km/h
1	8 MARCO GARCIA	ESP	IGAXTEAM	BEON	DUNLOP PreMoto3	13	24:19.548	-	126.1	3	1:51.500 127.0
2	14 EDUARDO GUTIERREZ	ESP	QRG MOTOR RACING	BEON	DUNLOP PreMoto3	13	24:19.593	+0.045	126.1	3	1:51.478 127.0
3	16 ALVARO FUERTES	ESP	FUERTES TEAM	BEON	DUNLOP PreMoto3	13	24:19.661	+0.113	126.1	4	1:51.507 127.0
4	18 PABLO OLIVARES	ESP	GM FUEL-VRC TEAM	MIR RACING	DUNLOP PreMoto3	13	24:22.896	+3.348	125.8	13	1:50.164 128.5
5	94 MARC AGUILAR	ESP	QRG MOTOR RACING	BEON	DUNLOP PreMoto3	13	24:35.694	+16.146	124.7	4	1:51.909 126.5
6	41 YVONNE CERPA	ESP	IGAXTEAM	BEON	DUNLOP PreMoto3	13	24:47.542	+27.994	123.7	4	1:52.615 125.7
7	54 JESUS RIOS	ESP	MRE TALENT	CORSE	DUNLOP Promo3	13	24:58.396	+38.848	122.8	3	1:53.774 124.4
8	7 XAVI VIDAL	ESP	CUNA DE CAMPEONES	BEON	DUNLOP Promo3	13	24:58.700	+39.152	122.8	10	1:54.254 123.9
9	57 RUBEN ROMERO	ESP	ILUSION TEAM	BEON	DUNLOP PreMoto3	13	25:09.272	+49.724	122.0	2	1:53.468 124.8
10	22 BEN R. AUSTIN	GBR	AUSTIN RACING VHC LIQUI MOLY	BEON	DUNLOP PreMoto3	13	25:09.677	+50.129	121.9	7	1:54.620 123.5
11	35 ADRIAN COVARRUBIAS	ESP	PM MOTORSPORT	BEON	DUNLOP PreMoto3	13	25:10.008	+50.460	121.9	10	1:54.844 123.3
12	49 XAVIER MARTINEZ	ESP	CUNA DE CAMPEONES	MIR RACING	DUNLOP Promo3	13	25:10.127	+50.579	121.9	10	1:54.799 123.3
13	44 MARK PEREZ	ESP	CUNA DE CAMPEONES	BEON	DUNLOP Promo3	13	25:12.394	+52.846	121.7	10	1:55.071 123.0
14	24 JAYANT CHOTE	NLD	CUNA DE CAMPEONES	MIR RACING	DUNLOP Promo3	13	25:30.683	+1:11.135	120.2	13	1:56.498 121.5
15	15 MARTIM M. RAMOS	PRT	CUNA DE CAMPEONES	MIR RACING	DUNLOP Promo3	13	25:31.030	+1:11.482	120.2	9	1:56.642 121.4
16	98 MIKA SIEBDRATH	DEU	CUNA DE CAMPEONES	MIR RACING	DUNLOP Promo3	13	25:32.690	+1:13.142	120.1	6	1:56.555 121.5
17	9 ELLIOT KASSIGIAN	FRA	CUNA DE CAMPEONES	MIR RACING	DUNLOP Promo3	13	25:35.269	+1:15.721	119.9	11	1:56.339 121.7
18	25 KYLE PAYNE	GBR	CUNA DE CAMPEONES	MIR RACING	DUNLOP Promo3	13	25:51.413	+1:31.865	118.6	6	1:57.846 120.1
19	37 MONTAGUE J. AMER	GBR	AUSTIN RACING VHC LIQUI MOLY	BEON	DUNLOP Promo3	13	25:57.681	+1:38.133	118.2	12	1:57.745 120.2

Retirados

58	JOSE L. ARMARIO	ESP	GM FUEL-VRC TEAM	MIR RACING	DUNLOP PreMoto3	6	11:19.808			6	1:51.402 127.1
73	NUNO G. RIBEIRO	PRT	LOUSAESTRADAS	BEON	DUNLOP PreMoto3	6	11:22.861			3	1:52.298 126.1
34	EITAN G. GRAS	URY	AUSTIN RACING VHC LIQUI MOLY	BEON	DUNLOP PreMoto3						

Pole:		ALVARO FUERTES	1:50.523	128.1 Km/h
Vuelta rápida:	Vlt. 13	PABLO OLIVARES	1:50.164	128.5 Km/h

#18 3 segundos de penalización por exceder reiteradamente los límites de pista - Long Lap penalty

Hora de publicación:

Estado de pista: **SECO**

Director de Carrera: Máximo Guerrero	Jefe de Cronometraje: Juan Carlos Jodra 548713-GU
--	--



PreMoto3/Promo3

ESBK

CARRERA 1 (13 Vlt., 51,1 km.)

Clasificación por Clase

NºPiloto	Nac	Equipo	Moto	Vlts.	Tiempo Total	Dif. Km/h	Mejor Vuelta					
							Vlt.	Tiempo Km/h				
PreMoto3												
1	8	MARCO GARCIA	ESP	IGAXTEAM	BEON	13	24:19.548	126.1	3	1:51.500	127.0	
2	14	EDUARDO GUTIERREZ	ESP	QRG MOTOR RACING	BEON	13	24:19.593	+0.045	126.1	3	1:51.478	127.0
3	16	ALVARO FUERTES	ESP	FUERTES TEAM	BEON	13	24:19.661	+0.113	126.1	4	1:51.507	127.0
4	18	PABLO OLIVARES	ESP	GM FUEL-VRC TEAM	MIR RACING	13	24:22.896	+3.348	125.8	13	1:50.164	128.5
5	94	MARC AGUILAR	ESP	QRG MOTOR RACING	BEON	13	24:35.694	+16.146	124.7	4	1:51.909	126.5
6	41	YVONNE CERPA	ESP	IGAXTEAM	BEON	13	24:47.542	+27.994	123.7	4	1:52.615	125.7
7	57	RUBEN ROMERO	ESP	ILUSION TEAM	BEON	13	25:09.272	+49.724	122.0	2	1:53.468	124.8
8	22	BEN R. AUSTIN	GBR	AUSTIN RACING VHC LIQUI MOLY	BEON	13	25:09.677	+50.129	121.9	7	1:54.620	123.5
Retirados												
58	JOSE L. ARMARIO	ESP	GM FUEL-VRC TEAM	MIR RACING	6	11:19.808	7 Vlt.		6	1:51.402	127.1	
73	NUNO G. RIBEIRO	PRT	LOUSAESTRADAS	BEON	6	11:22.861	7 Vlt.		3	1:52.298	126.1	
34	EITAN G. GRAS	URY	AUSTIN RACING VHC LIQUI MOLY	BEON			13 Vlt.					
Promo3												
1	54	JESUS RIOS	ESP	MRE TALENT	CORSE	13	24:58.396	122.8	3	1:53.774	124.4	
2	7	XAVI VIDAL	ESP	CUNA DE CAMPEONES		13	24:58.700	+0.304	122.8	10	1:54.254	123.9
3	35	ADRIAN COVARRUBIAS	ESP	PM MOTORSPORT		13	25:10.008	+11.612	121.9	10	1:54.844	123.3
4	49	XAVIER MARTINEZ	ESP	CUNA DE CAMPEONES	MIR RACING	13	25:10.127	+11.731	121.9	10	1:54.799	123.3
5	44	MARK PEREZ	ESP	CUNA DE CAMPEONES		13	25:12.394	+13.998	121.7	10	1:55.071	123.0
6	24	JAYANT CHOTE	NLD	CUNA DE CAMPEONES	MIR RACING	13	25:30.683	+32.287	120.2	13	1:56.498	121.5
7	15	MARTIM M. RAMOS	PRT	CUNA DE CAMPEONES	MIR RACING	13	25:31.030	+32.634	120.2	9	1:56.642	121.4
8	98	MIKA SIEBDRATH	DEU	CUNA DE CAMPEONES	MIR RACING	13	25:32.690	+34.294	120.1	6	1:56.555	121.5
9	9	ELLIOT KASSIGIAN	FRA	CUNA DE CAMPEONES	MIR RACING	13	25:35.269	+36.873	119.9	11	1:56.339	121.7
10	25	KYLE PAYNE	GBR	CUNA DE CAMPEONES	MIR RACING	13	25:51.413	+53.017	118.6	6	1:57.846	120.1
11	37	MONTAGUE J. AMER	GBR	AUSTIN RACING VHC LIQUI MOLY	BEON	13	25:57.681	+59.285	118.2	12	1:57.745	120.2

#18 3 segundos de penalización por exceder reiteradamente los límites de pista - Long Lap penalty

Hora de publicación:

Estado de pista: **SECO**


Director de Carrera: Máximo Guerrero	Jefe de Cronometraje: Juan Carlos Jodra 548713-GU
--	--



PreMoto3/Promo3
ESBK
CARRERA 1

Planing

Nº	Pos	Parrilla	Vit.													
			1	2	3	4	5	6	7	8	9	10	11	12	13	
16	1	16	16	14	14	14	14	14	14	14	14	14	14	8	8	8
58	2	58	14	16	8	8	16	16	8	16	8	8	14	14	14	14
8	3	8	8	8	16	16	8	8	16	8	16	16	16	16	16	16
14	4	14	73	73	73	73	58	58	18	18	18	18	18	18	18	18
73	5	73	58	58	58	58	73	18	94	94	94	94	94	94	94	94
34	6	34	57	57	94	94	94	94	41	41	41	41	41	41	41	41
18	7	18	94	94	57	18	18	73	54	54	54	54	54	54	54	54
94	8	94	54	41	18	41	41	41	7	7	7	7	7	7	7	7
57	9	57	41	54	41	54	54	54	57	57	57	57	57	57	57	57
41	10	41	22	18	54	57	7	7	22	22	22	22	22	35	22	22
54	11	54	7	22	7	7	57	57	35	35	35	35	35	22	35	35
7	12	7	18	7	22	22	22	22	49	49	49	49	49	49	49	49
35	13	35	35	35	35	35	35	35	44	44	44	44	44	44	44	44
49	14	49	49	49	49	49	49	49	24	24	24	15	24	15	24	24
24	15	24	44	44	44	44	44	44	15	15	15	24	15	24	15	15
98	16	98	24	24	24	24	24	24	98	98	98	98	98	98	98	98
22	17	22	98	15	15	15	15	15	9	9	9	9	9	9	9	9
44	18	44	15	98	98	98	98	98	25	37	37	37	25	25	25	25
15	19	15	37	25	9	9	9	9	37	25	25	25	37	37	37	37
9	20	9	25	37	37	37	25	25								
25	21	25	9	9	25	25	37	37								
37	22	37														



PreMoto3/Promo3

ESBK CARRERA 1

Mejores tiempos de sector

Sector 1			Sector 2		Sector 3				Vuelta Ideal	Mejor Vuelta	
Pos	Nº Piloto	Tiempo	Nº Piloto	Tiempo	Nº Piloto	Tiempo	Pos	Nº Piloto			
1	18 P.OLIVARES	29.755	18 P.OLIVARES	40.236	18 P.OLIVARES	40.173	1	18 P.OLIVARES	1:50.164	1:50.164	(1)
2	8 M.GARCIA	30.138	58 J.ARMARIO	40.396	8 M.GARCIA	40.434	2	8 M.GARCIA	1:51.158	1:51.500	(4)
3	16 A.FUERTES	30.184	14 E.GUTIERREZ	40.433	16 A.FUERTES	40.449	3	16 A.FUERTES	1:51.192	1:51.507	(5)
4	58 J.ARMARIO	30.209	16 A.FUERTES	40.559	14 E.GUTIERREZ	40.554	4	58 J.ARMARIO	1:51.281	1:51.402	(2)
5	14 E.GUTIERREZ	30.305	8 M.GARCIA	40.586	58 J.ARMARIO	40.676	5	14 E.GUTIERREZ	1:51.292	1:51.478	(3)
6	94 M.AGUILAR	30.385	94 M.AGUILAR	40.767	94 M.AGUILAR	40.714	6	94 M.AGUILAR	1:51.866	1:51.909	(6)
7	41 Y.CERPA	30.394	73 N.RIBEIRO	40.805	41 Y.CERPA	40.724	7	41 Y.CERPA	1:52.004	1:52.615	(8)
8	73 N.RIBEIRO	30.476	41 Y.CERPA	40.886	73 N.RIBEIRO	40.858	8	73 N.RIBEIRO	1:52.139	1:52.298	(7)
9	57 R.ROMERO	30.789	54 J.RIOS	40.890	57 R.ROMERO	41.043	9	57 R.ROMERO	1:52.968	1:53.468	(9)
10	22 B.AUSTIN	31.070	7 X.VIDAL	40.969	7 X.VIDAL	41.574	10	54 J.RIOS	1:53.774	1:53.774	(10)
11	35 A.COVARRUBIAS	31.146	57 R.ROMERO	41.136	54 J.RIOS	41.700	11	7 X.VIDAL	1:53.821	1:54.254	(11)
12	54 J.RIOS	31.184	35 A.COVARRUBIAS	41.263	35 A.COVARRUBIAS	41.832	12	35 A.COVARRUBIAS	1:54.241	1:54.844	(14)
13	7 X.VIDAL	31.278	49 X.MARTINEZ	41.335	49 X.MARTINEZ	41.862	13	49 X.MARTINEZ	1:54.509	1:54.799	(13)
14	49 X.MARTINEZ	31.312	44 M.PEREZ	41.439	44 M.PEREZ	41.896	14	22 B.AUSTIN	1:54.599	1:54.620	(12)
15	44 M.PEREZ	31.496	22 B.AUSTIN	41.633	22 B.AUSTIN	41.896	15	44 M.PEREZ	1:54.831	1:55.071	(15)
16	24 J.CHOTE	31.557	9 E.KASSIGIAN	41.743	24 J.CHOTE	42.513	16	24 J.CHOTE	1:55.964	1:56.498	(17)
17	98 M.SIEBDRATH	31.698	15 M.RAMOS	41.862	15 M.RAMOS	42.524	17	9 E.KASSIGIAN	1:56.212	1:56.339	(16)
18	9 E.KASSIGIAN	31.906	24 J.CHOTE	41.894	9 E.KASSIGIAN	42.563	18	15 M.RAMOS	1:56.345	1:56.642	(19)
19	15 M.RAMOS	31.959	98 M.SIEBDRATH	42.051	37 M.AMER	42.649	19	98 M.SIEBDRATH	1:56.417	1:56.555	(18)
20	37 M.AMER	32.119	25 K.PAYNE	42.568	98 M.SIEBDRATH	42.668	20	37 M.AMER	1:57.434	1:57.745	(20)
21	25 K.PAYNE	32.253	37 M.AMER	42.666	25 K.PAYNE	42.865	21	25 K.PAYNE	1:57.686	1:57.846	(21)



PreMoto3/Promo3

ESBK

Después de CARRERA 1

Velocidad máxima del evento

Nº Piloto	Equipo	Moto	Clase	V.Max	Vit.	Sesión
73 NUNO G. RIBEIRO	LOUSAESTRADAS	BEON	PreMoto3	203.4	13	LIBRES 1
8 MARCO GARCIA	IGAXTEAM	BEON	PreMoto3	203.0	4	LIBRES 1
57 RUBEN ROMERO	ILUSION TEAM	BEON	PreMoto3	201.5	12	LIBRES 1
34 EITAN G. GRAS	AUSTIN RACING VHC LIQUI MOLY	BEON	PreMoto3	200.7	10	LIBRES 1
14 EDUARDO GUTIERREZ	QRG MOTOR RACING	BEON	PreMoto3	200.4	4	LIBRES 2
22 BEN R. AUSTIN	AUSTIN RACING VHC LIQUI MOLY	BEON	PreMoto3	200.0	10	LIBRES 1
94 MARC AGUILAR	QRG MOTOR RACING	BEON	PreMoto3	200.0	3	LIBRES 1
16 ALVARO FUERTES	FUERTES TEAM	BEON	PreMoto3	199.6	2	LIBRES 1
41 YVONNE CERPA	IGAXTEAM	BEON	PreMoto3	197.8	4	CARRERA 1
58 JOSE L. ARMARIO	GM FUEL-VRC TEAM	MIR RACING	PreMoto3	197.8	16	LIBRES 1
18 PABLO OLIVARES	GM FUEL-VRC TEAM	MIR RACING	PreMoto3	196.0	6	CARRERA 1
15 MARTIM M. RAMOS	CUNA DE CAMPEONES	MIR RACING	Promo3	188.2	4	LIBRES 1
24 JAYANT CHOTE	CUNA DE CAMPEONES	MIR RACING	Promo3	186.9	2	LIBRES 1
49 XAVIER MARTINEZ	CUNA DE CAMPEONES	MIR RACING	Promo3	186.5	14	LIBRES 1
37 MONTAGUE J. AMER	AUSTIN RACING VHC LIQUI MOLY	BEON	Promo3	186.2	11	LIBRES 1
7 XAVI VIDAL	CUNA DE CAMPEONES		Promo3	185.2	4	LIBRES 1
35 ADRIAN COVARRUBIAS	PM MOTORSPORT		Promo3	184.9	9	LIBRES 1
25 KYLE PAYNE	CUNA DE CAMPEONES	MIR RACING	Promo3	184.6	13	LIBRES 1
98 MIKA SIEBDRATH	CUNA DE CAMPEONES	MIR RACING	Promo3	184.3	5	LIBRES 2
44 MARK PEREZ	CUNA DE CAMPEONES		Promo3	184.0	2	LIBRES 1
9 ELLIOT KASSIGIAN	CUNA DE CAMPEONES	MIR RACING	Promo3	183.7	2	LIBRES 1
54 JESUS RIOS	MRE TALENT	CORSE	Promo3	182.1	12	LIBRES 1
11 DAVID GONZALEZ	CUNA DE CAMPEONES	MIR RACING	Promo3	147.9	1	LIBRES 1




PreMoto3/Promo3

ESBK

CARRERA 1

Secuencia de líderes por Clase

Nº	Piloto	Equipo	Moto	Vuelta a	Vuelta Final	Vlts.	Total Vlts.
PreMoto3							
16	ALVARO FUERTES	FUERTES TEAM	BEON	1	1	1	1
14	EDUARDO GUTIERREZ	QRG MOTOR RACING	BEON	2	10	9	9
8	MARCO GARCIA	IGAXTEAM	BEON	11	13	3	3
Promo3							
54	JESUS RIOS	MRE TALENT	CORSE	1	13	13	13



PreMoto3/Promo3

ESBK

CARRERA 1

Secuencia de vueltas rápidas

T. Sesión	Nº Piloto	Equipo	Moto	Clase	Tiempo	Km/h	Vlt.
3:49.095	14 EDUARDO GUTIERREZ	QRG MOTOR RACING	BEON	PreMoto3	1:51.490	127.0	2
5:40.573	14 EDUARDO GUTIERREZ	QRG MOTOR RACING	BEON	PreMoto3	1:51.478	127.0	3
7:38.706	18 PABLO OLIVARES	GM FUEL-VRC TEAM	MIR RACING	PreMoto3	1:51.019	127.5	4
11:21.120	18 PABLO OLIVARES	GM FUEL-VRC TEAM	MIR RACING	PreMoto3	1:50.990	127.6	6
24:19.896	18 PABLO OLIVARES	GM FUEL-VRC TEAM	MIR RACING	PreMoto3	1:50.164	128.5	13

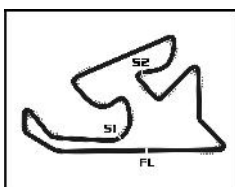


PreMoto3/Promo3 ESBK CARRERA 1

Tiempos por vuelta

Piloto Doblado

Nº	Tiempo	Dif.	Nº	Tiempo	Dif.	Nº	Tiempo	Dif.	Nº	Tiempo	Dif.	Nº	Tiempo	Dif.
Vlt. 1														
16	1:57.465	0.000	41	1:52.726	7.417	9	1:57.599	36.612	7	1:54.448	26.077	8	1:51.805	
14	1:57.605	0.140	54	1:53.774	9.038	25	1:57.902	37.777	57	1:55.482	28.370	14	1:52.243	0.184
8	1:57.882	0.417	7	1:54.456	12.826	37	1:58.787	38.338	22	1:55.312	29.092	16	1:52.089	0.506
73	1:59.305	1.840	22	1:55.507	13.398	Vlt. 6			18	1:51.531	3.009			
58	1:59.847	2.382	35	1:55.263	13.856	14	1:51.725		49	1:55.266	33.945			
57	1:59.893	2.428	49	1:55.273	14.129	16	1:51.826	0.258	44	1:55.469	34.229			
94	2:00.996	3.531	44	1:55.628	15.225	8	1:51.793	0.376	24	1:57.240	44.951			
54	2:01.504	4.039	24	1:57.293	18.256	58	1:51.402	3.889	15	1:56.859	45.552			
41	2:01.594	4.129	15	1:56.930	19.955	18	1:50.990	5.201	98	1:57.102	47.410			
22	2:02.991	5.526	98	1:57.557	21.352	94	1:52.166	6.217	9	1:57.309	52.440			
7	2:03.419	5.954	9	1:58.244	24.854	73	1:53.340	6.942	37	1:58.377	57.177			
18	2:03.425	5.960	37	1:58.715	24.920	41	1:53.049	10.808	25	1:59.243	57.902			
35	2:03.701	6.236	25	1:59.151	25.278	54	1:54.724	17.960	Vlt. 9					
49	2:04.223	6.758	Vlt. 4			7	1:54.420	21.254	14	1:51.730				
44	2:04.296	6.831	14	1:51.871		57	1:53.910	22.201	8	1:51.675	0.223			
24	2:04.953	7.488	8	1:51.518	0.091	22	1:54.803	23.118	16	1:52.059	0.450			
98	2:06.095	8.630	16	1:51.507	0.268	35	1:55.924	25.705	18	1:51.594	4.065			
15	2:06.312	8.847	73	1:52.413	4.121	49	1:55.607	27.306	94	1:53.288	8.655			
37	2:07.412	9.947	58	1:52.322	4.252	44	1:55.273	27.465	41	1:53.707	15.698			
25	2:07.676	10.211	94	1:51.909	5.329	24	1:57.267	34.477	54	1:54.974	27.232			
9	2:08.384	10.919	18	1:51.019	6.262	15	1:56.826	35.725	7	1:54.735	29.082			
Vlt. 2			41	1:52.615	8.161	98	1:56.555	36.910	57	1:55.792	32.432			
14	1:51.490		54	1:54.494	11.661	9	1:57.078	41.965	22	1:55.797	33.159			
16	1:51.911	0.281	57	1:58.210	12.941	25	1:57.846	43.898	35	1:55.218	35.580			
8	1:51.635	0.422	7	1:54.683	15.638	37	1:58.245	44.858	49	1:55.291	37.506			
73	1:52.549	2.759	22	1:55.260	16.787	Vlt. 7			44	1:55.333	37.832			
58	1:52.300	3.052	35	1:55.308	17.293	14	1:51.784		24	1:57.061	50.282			
57	1:53.468	4.266	49	1:55.320	17.578	8	1:51.583	0.175	15	1:56.642	50.464			
94	1:52.696	4.597	44	1:55.975	19.329	16	1:52.225	0.699	98	1:56.989	52.669			
41	1:53.670	6.169	24	1:57.288	23.673	18	1:51.225	4.642	9	1:56.545	57.255			
54	1:54.333	6.742	15	1:57.291	25.375	94	1:52.208	6.641	37	1:58.532	1:03.979			
18	1:52.520	6.850	98	1:57.376	26.857	41	1:53.180	12.204	25	1:58.160	1:04.332			
22	1:55.473	9.369	9	1:57.780	30.763	54	1:54.906	21.082	Vlt. 10					
7	1:55.524	9.848	37	1:58.252	31.301	7	1:54.333	23.803	14	1:51.950				
35	1:55.465	10.071	25	1:58.218	31.625	57	1:54.645	25.062	8	1:51.981	0.254			
49	1:55.206	10.334	Vlt. 5			22	1:54.620	25.954	16	1:51.976	0.476			
44	1:55.874	11.075	14	1:51.750		35	1:55.313	29.234	18	1:51.422	3.537			
24	1:56.583	12.441	16	1:51.639	0.157	49	1:55.331	30.853	94	1:53.398	10.103			
15	1:57.286	14.503	8	1:51.967	0.308	44	1:55.253	30.934	41	1:54.673	18.421			
98	1:58.273	15.273	58	1:51.710	4.212	24	1:57.192	39.885	54	1:54.942	30.224			
25	1:59.024	17.605	73	1:52.956	5.327	15	1:56.926	40.867	7	1:54.254	31.386			
37	1:59.366	17.683	94	1:52.197	5.776	98	1:57.356	42.482	57	1:56.587	37.069			
9	1:58.799	18.088	18	1:51.424	5.936	9	1:57.124	47.305	22	1:56.354	37.563			
Vlt. 3			41	1:53.073	9.484	25	1:58.719	50.833	35	1:54.844	38.474			
14	1:51.478		54	1:55.050	14.961	37	1:57.900	50.974	49	1:54.799	40.355			
8	1:51.500	0.444	7	1:54.671	18.559	Vlt. 8			44	1:55.071	40.953			
16	1:51.829	0.632	57	1:58.825	20.016	14	1:52.174		15	1:56.849	55.363			
73	1:52.298	3.579	22	1:55.003	20.040	16	1:51.596	0.121	24	1:57.284	55.616			
58	1:52.227	3.801	35	1:55.963	21.506	8	1:52.277	0.278	98	1:57.288	58.007			
94	1:52.172	5.291	49	1:57.596	23.424	18	1:51.733	4.201	9	1:57.053	1:02.358			
57	1:53.814	6.602	44	1:56.338	23.917	94	1:52.630	7.097	37	1:59.149	1:11.178			
18	1:51.742	7.114	24	1:57.012	28.935	41	1:53.691	13.721	25	1:59.013	1:11.395			
Vlt. 11			15	1:56.999	30.624	54	1:55.080	23.988	Vlt. 12					
			98	1:56.973	32.080				8	1:52.100				
									14	1:52.022	0.106			
									16	1:51.980	0.386			
									18	1:51.107	2.016			
									94	1:53.898	13.462			
									41	1:55.364	23.883			
									54	1:54.927	35.981			
									7	1:55.000	36.623			
									57	1:56.295	45.123			
									35	1:55.597	45.723			
									22	1:56.316	46.007			
									49	1:54.958	46.177			
									44	1:56.095	48.266			
									15	1:57.931	1:06.373			
									24	1:58.140	1:06.469			
									98	1:56.687	1:07.621			
									9	1:56.419	1:10.957			
									25	1:58.156	1:24.136			
									37	1:57.745	1:24.155			
									Vlt. 13					
									8	1:51.832				
									14	1:51.771	0.045			
									16	1:51.559	0.113			
									18	1:50.164	0.348			
									94	1:54.516	16.146			
									41	1:55.943	27.994			
									54	1:54.699	38.848			
									7	1:54.361	39.152			
									57	1:56.433	49.724			
									22	1:55.954	50.129			
									35	1:56.569	50.460			
									49	1:56.234	50.579			
									44	1:56.412	52.846			
									24	1:56.498	1:11.135			



CIRCUITO DE NAVARRA 3.933 m.

PreMoto3/Promo3


ESBK

CARRERA 1

Tiempos por vuelta

Piloto Doblado

Nº	Tiempo	Dif.	Nº	Tiempo	Dif.	Nº	Tiempo	Dif.	Nº	Tiempo	Dif.	Nº	Tiempo	Dif.
15	1:56.941	1:11.482												
98	1:57.353	1:13.142												
9	1:56.596	1:15.721												
25	1:59.561	1:31.865												
37	2:05.810	1:38.133												



PreMoto3/Promo3
ESBK
CARRERA 1

Vuelta a vuelta

— Vuelta invalidada ■ Mejor Personal ■ Mejor de la sesión ■ Cruzando por el pit lane

Vlt.	Tiempo	Sector 1	Sector 2	Sector 3	V.Max	T. Sesión	Vlt.	Tiempo	Sector 1	Sector 2	Sector 3	V.Max	T. Sesión					
7 XAVI VIDAL ESP							7 1:51.784 30.531 40.593 40.660 187.8 13:07.703											
CUNA DE CAMPEONES							8 1:52.174 30.402 40.883 40.889 189.5 14:59.877											
1	2:03.419	38.842	42.071	42.506	156.5	2:03.419	9	1:51.730	30.553	40.433	40.744	188.5	16:51.607					
2	1:55.524	31.300	41.879	42.345	179.7	3:58.943	10	1:51.950	30.572	40.548	40.830	188.8	18:43.557					
3	1:54.456	31.278	41.223	41.955	176.5	5:53.399	11	1:52.243	30.842	40.653	40.748	187.8	20:35.800					
4	1:54.683	31.850	41.160	41.673	172.5	7:48.082	12	1:52.022	30.665	40.651	40.706	187.2	22:27.822					
5	1:54.671	31.652	41.150	41.869	172.5	9:42.753	13	1:51.771	30.608	40.547	40.616	187.5	24:19.593					
6	1:54.420	31.540	41.158	41.722	172.8	11:37.173												
7	1:54.333	31.555	41.103	41.675	170.9	13:31.506												
8	1:54.448	31.585	41.216	41.647	170.6	15:25.954												
9	1:54.735	31.585	41.223	41.927	170.9	17:20.689												
10	1:54.254	31.588	40.969	41.697	171.4	19:14.943												
11	1:54.396	31.429	41.195	41.772	172.5	21:09.339												
12	1:55.000	31.799	41.293	41.908	172.8	23:04.339												
13	1:54.361	31.606	41.181	41.574	173.1	24:58.700												
8 MARCO GARCIA ESP							15 2:06.312 40.158 43.232 42.922 161.0 2:06.312											
IGAXTEAM BEON							2 1:57.286 32.073 42.138 43.075 177.0 4:03.598											
1	1:57.882	36.201	40.961	40.720	164.4	1:57.882	3	1:56.930	32.010	42.135	42.785	172.8	6:00.528					
2	1:51.635	30.470	40.692	40.473	193.5	3:49.517	4	1:57.291	32.089	42.200	43.002	172.8	7:57.819					
3	1:51.500	30.138	40.700	40.662	190.5	5:41.017	5	1:56.999	32.058	42.150	42.791	173.1	9:54.818					
4	1:51.518	30.264	40.606	40.648	192.5	7:32.535	6	1:56.826	32.099	42.019	42.708	172.5	11:51.644					
5	1:51.967	30.774	40.598	40.595	189.5	9:24.502	7	1:56.926	32.262	42.019	42.645	171.2	13:48.570					
6	1:51.793	30.538	40.821	40.434	193.2	11:16.295	8	1:56.859	32.101	41.990	42.768	172.0	15:45.429					
7	1:51.583	30.295	40.720	40.568	190.5	13:07.878	9	1:56.642	31.999	42.094	42.549	173.9	17:42.071					
8	1:52.277	30.355	41.197	40.725	189.8	15:00.155	10	1:56.849	31.959	42.082	42.808	172.2	19:38.920					
9	1:51.675	30.412	40.632	40.631	194.6	16:51.830	11	1:57.238	32.512	42.088	42.638	168.5	21:36.158					
10	1:51.981	30.452	40.758	40.771	193.9	18:43.811	12	1:57.931	32.401	42.260	43.270	169.3	23:34.089					
11	1:51.805	30.356	40.586	40.863	193.9	20:35.616	13	1:56.941	32.555	41.862	42.524	166.4	25:31.030					
12	1:52.100	30.565	40.706	40.829	186.9	22:27.716												
13	1:51.832	30.471	40.599	40.762	186.9	24:19.548												
9 ELLIOT KASSIGIAN FRA							16 1:57.465 35.808 40.849 40.808 162.4 1:57.465											
CUNA DE CAMPEONES MIR RACING							2 1:51.911 30.653 40.561 40.697 183.4 3:49.376											
1	2:08.384	41.087	43.866	43.431	159.8	2:08.384	3	1:51.829	30.481	40.657	40.691	190.1	5:41.205					
2	1:58.799	32.166	43.450	43.183	176.8	4:07.183	4	1:51.507	30.228	40.640	40.639	195.7	7:32.712					
3	1:58.244	32.492	42.647	43.105	177.6	6:05.427	5	1:51.639	30.360	40.598	40.681	192.9	9:24.351					
4	1:57.780	32.360	42.238	43.182	173.6	8:03.207	6	1:51.826	30.515	40.673	40.638	190.8	11:16.177					
5	1:57.599	32.196	42.486	42.917	171.2	10:00.806	7	1:52.225	30.552	41.036	40.637	188.8	13:08.402					
6	1:57.078	32.221	42.007	42.850	170.9	11:57.884	8	1:51.596	30.184	40.577	40.835	191.2	14:59.998					
7	1:57.124	32.248	42.120	42.756	169.8	13:55.008	9	1:52.059	30.682	40.743	40.634	186.2	16:52.057					
8	1:57.309	32.349	41.931	43.029	169.8	15:52.317	10	1:51.976	30.439	40.774	40.763	193.2	18:44.033					
9	1:56.545	32.131	41.766	42.648	170.6	17:48.862	11	1:52.089	30.480	40.777	40.832	194.6	20:36.122					
10	1:57.053	31.976	42.244	42.833	172.2	19:45.915	12	1:51.980	30.538	40.684	40.758	193.9	22:28.102					
11	1:56.339	32.033	41.743	42.563	170.9	21:42.254	13	1:51.559	30.551	40.559	40.449	192.9	24:19.661					
12	1:56.419	31.974	41.793	42.652	170.9	23:38.673												
13	1:56.596	31.906	41.759	42.931	172.2	25:35.269												
14 EDUARDO GUTIERREZ ESP							18 2:03.425 40.283 41.738 41.404 167.2 2:03.425											
QRG MOTOR RACING BEON							2 1:52.520 30.329 41.366 40.825 195.7 3:55.945											
1	1:57.605	35.990	40.906	40.709	167.7	1:57.605	3	1:51.742	30.112	40.855	40.775	194.2	5:47.687					
2	1:51.490	30.305	40.497	40.688	190.5	3:49.095	4	1:51.019	30.098	40.286	40.635	194.9	7:38.706					
3	1:51.478	30.396	40.528	40.554	188.8	5:40.573	5	1:51.424	30.049	40.472	40.903	193.5	9:30.130					
4	1:51.871	30.557	40.508	40.806	188.2	7:32.444	6	1:50.990	29.873	40.530	40.587	196.0	11:21.120					
5	1:51.750	30.483	40.583	40.684	189.8	9:24.194	7	1:51.225	30.206	40.353	40.666	190.8	13:12.345					
6	1:51.725	30.513	40.467	40.745	189.1	11:15.919	8	1:51.733	30.335	40.441	40.957	189.8	15:04.078					
							9 1:51.594 30.457 40.533 40.604 189.5 16:55.672											
							10 1:51.422 30.145 40.474 40.803 189.8 18:47.094											
							11 1:51.531 30.245 40.477 40.809 190.1 20:38.625											
							12 1:51.107 30.211 40.432 40.464 188.5 22:29.732											
							13 style="background-color: purple;">1:50.164							29.755	40.236	40.173	192.2	24:19.896



PreMoto3/Promo3

ESBK
CARRERA 1

Vuelta a vuelta

— Vuelta invalidada


■ Mejor Personal

■ Mejor de la sesión

■ Cruzando por el pit lane

Vlt.	Tiempo	Sector 1	Sector 2	Sector 3	V.Max	T. Sesión
22	BEN R. AUSTIN					GBR
	AUSTIN RACING VHC LIQUI MOLY					BEON
1	2:02.991	38.451	42.196	42.344	167.2	2:02.991
2	1:55.473	31.316	42.013	42.144	186.5	3:58.464
3	1:55.507	31.273	41.883	42.351	185.6	5:53.971
4	1:55.260	31.545	41.776	41.939	187.5	7:49.231
5	1:55.003	31.218	41.646	42.139	185.9	9:44.234
6	1:54.803	31.268	41.633	41.902	190.5	11:39.037
7	1:54.620	31.070	41.654	41.896	184.9	13:33.657
8	1:55.312	31.332	41.857	42.123	183.4	15:28.969
9	1:55.797	31.425	42.299	42.073	184.3	17:24.766
10	1:56.354	31.400	42.547	42.407	184.6	19:21.120
11	1:56.287	31.426	42.420	42.441	185.2	21:17.407
12	1:56.316	31.606	42.120	42.590	181.8	23:13.723
13	1:55.954	31.380	42.513	42.061	183.7	25:09.677
24	JAYANT CHOTE					NLD
	CUNA DE CAMPEONES					MIR RACING
1	2:04.953	39.490	42.950	42.513	156.7	2:04.953
2	1:56.583	31.557	41.991	43.035	175.3	4:01.536
3	1:57.293	32.077	42.332	42.884	170.1	5:58.829
4	1:57.288	32.118	42.342	42.828	168.7	7:56.117
5	1:57.012	32.011	42.265	42.736	169.5	9:53.129
6	1:57.267	32.441	42.182	42.644	169.0	11:50.396
7	1:57.192	32.229	42.090	42.873	166.9	13:47.588
8	1:57.240	32.574	41.986	42.680	164.9	15:44.828
9	1:57.061	32.245	42.100	42.716	166.4	17:41.889
10	1:57.284	32.331	42.433	42.520	167.7	19:39.173
11	1:56.872	31.835	42.055	42.982	175.0	21:36.045
12	1:58.140	32.663	42.423	43.054	165.1	23:34.185
13	1:56.498	31.981	41.894	42.623	167.2	25:30.683
25	KYLE PAYNE					GBR
	CUNA DE CAMPEONES					MIR RACING
1	2:07.676	40.823	43.649	43.204	157.2	2:07.676
2	1:59.024	32.441	43.280	43.303	179.1	4:06.700
3	1:59.151	32.708	43.101	43.342	173.4	6:05.851
4	1:58.218	32.535	42.778	42.905	175.9	8:04.069
5	1:57.902	32.320	42.717	42.865	175.6	10:01.971
6	1:57.846	32.253	42.568	43.025	173.1	11:59.817
7	1:58.719	32.272	43.215	43.232	171.4	13:58.536
8	1:59.243	32.910	43.176	43.157	170.6	15:57.779
9	1:58.160	32.490	42.750	42.920	173.1	17:55.939
10	1:59.013	32.600	43.441	42.972	176.5	19:54.952
11	1:58.744	33.074	42.754	42.916	172.8	21:53.696
12	1:58.156	32.525	42.736	42.895	170.3	23:51.852
13	1:59.561	32.847	42.965	43.749	173.6	25:51.413
35	ADRIAN COVARRUBIAS					ESP
	PM MOTORSPORT					
1	2:03.701	38.552	42.611	42.538	159.5	2:03.701
2	1:55.465	31.146	41.934	42.385	181.2	3:59.166
3	1:55.263	31.248	41.495	42.520	179.4	5:54.429
4	1:55.308	31.543	41.715	42.050	176.8	7:49.737
5	1:55.963	31.904	41.945	42.114	175.3	9:45.700
6	1:55.924	31.683	41.355	42.886	173.1	11:41.624

7	1:55.313	31.840	41.414	42.059	169.8	13:36.937
8	1:55.032	31.709	41.296	42.027	168.7	15:31.969
9	1:55.218	31.741	41.263	42.214	170.1	17:27.187
10	1:54.844	31.720	41.292	41.832	171.4	19:22.031
11	1:55.811	31.572	41.513	42.726	173.1	21:17.842
12	1:55.597	31.521	41.788	42.288	172.8	23:13.439
13	1:56.569	31.727	42.147	42.695	171.2	25:10.008
37	MONTAGUE J. AMER					GBR
	AUSTIN RACING VHC LIQUI MOLY					BEON
1	2:07.412	40.538	43.353	43.521	162.9	2:07.412
2	1:59.366	32.887	43.377	43.102	178.8	4:06.778
3	1:58.715	32.171	43.030	43.514	178.5	6:05.493
4	1:58.252	32.484	42.783	42.985	176.2	8:03.745
5	1:58.787	32.895	42.761	43.131	178.5	10:02.532
6	1:58.245	32.119	42.833	43.293	178.2	12:00.777
7	1:57.900	32.403	42.671	42.826	174.8	13:58.677
8	1:58.377	32.266	42.788	43.323	176.2	15:57.054
9	1:58.532	32.334	42.959	43.239	173.4	17:55.586
10	1:59.149	33.165	42.989	42.995	173.6	19:54.735
11	1:59.391	33.017	42.666	43.708	172.0	21:54.126
12	1:57.745	32.306	42.790	42.649	174.8	23:51.871
13	2:05.810	32.647	45.366	47.797	173.6	25:57.681
41	YVONNE CERPA					ESP
	IGAXTEAM					BEON
1	2:01.594	37.695	42.498	41.401	172.5	2:01.594
2	1:53.670	30.649	41.518	41.503	191.8	3:55.264
3	1:52.726	30.660	41.342	40.724	190.1	5:47.990
4	1:52.615	30.394	40.886	41.335	197.8	7:40.605
5	1:53.073	30.681	41.140	41.252	190.5	9:33.678
6	1:53.049	30.806	41.283	40.960	190.1	11:26.727
7	1:53.180	30.762	41.007	41.411	189.5	13:19.907
8	1:53.691	30.995	41.588	41.108	186.2	15:13.598
9	1:53.707	30.988	41.413	41.306	187.5	17:07.305
10	1:54.673	31.125	41.960	41.588	187.5	19:01.978
11	1:54.257	30.995	41.830	41.432	187.8	20:56.235
12	1:55.364	31.552	42.035	41.777	186.5	22:51.599
13	1:55.943	31.503	42.223	42.217	187.2	24:47.542
44	MARK PEREZ					ESP
	CUNA DE CAMPEONES					
1	2:04.296	39.254	42.595	42.447	156.1	2:04.296
2	1:55.874	31.496	42.110	42.268	179.7	4:00.170
3	1:55.628	31.686	41.936	42.006	177.0	5:55.798
4	1:55.975	31.706	42.124	42.145	175.9	7:51.773
5	1:56.338	31.941	42.060	42.337	173.4	9:48.111
6	1:55.273	31.616	41.761	41.896	175.6	11:43.384
7	1:55.253	31.506	41.796	41.951	176.2	13:38.637
8	1:55.469	31.887	41.439	42.143	170.6	15:34.106
9	1:55.333	31.719	41.549	42.065	175.6	17:29.439
10	1:55.071	31.604	41.561	41.906	175.6	19:24.510
11	1:55.377	31.767	41.674	41.936	172.5	21:19.887
12	1:56.095	31.963	41.713	42.419	170.9	23:15.982
13	1:56.412	32.093	42.041	42.278	169.8	25:12.394



PreMoto3/Promo3

ESBK CARRERA 1

Vuelta a vuelta

— Vuelta invalidada

■ Mejor Personal

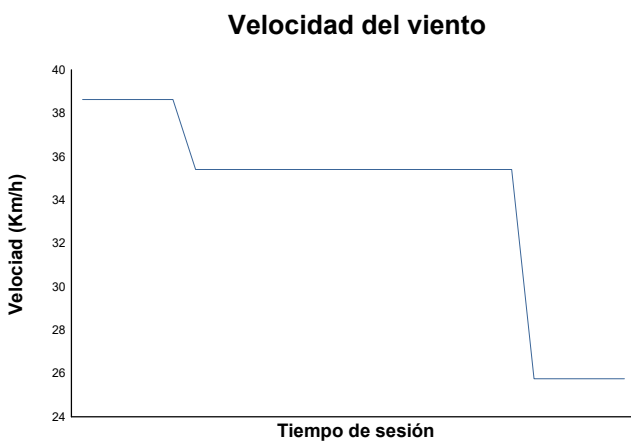
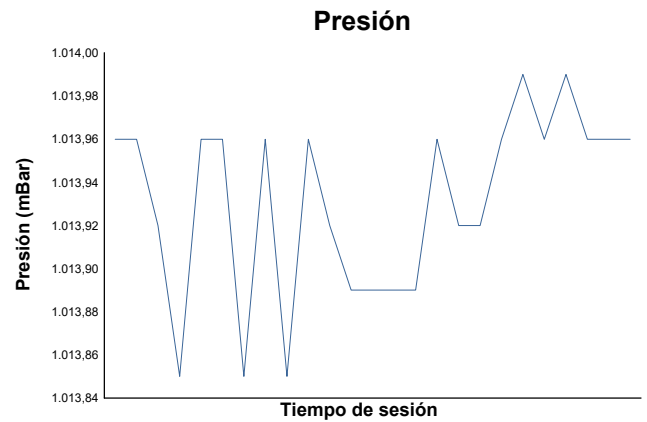

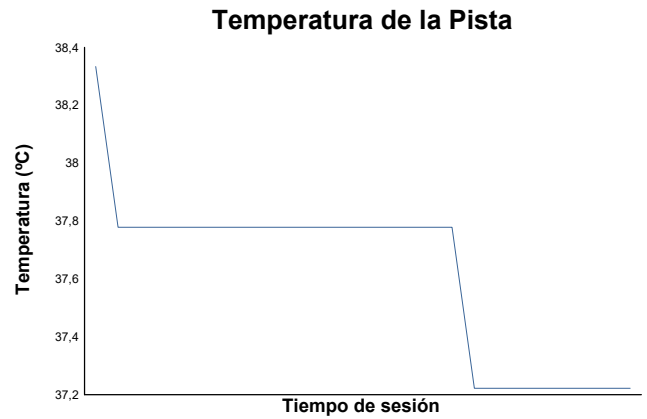
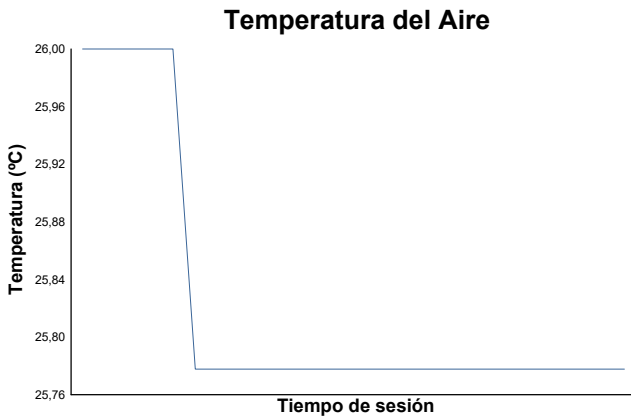
■ Mejor de la sesión

■ Cruzando por el pit lane

Vlt.	Tiempo	Sector 1	Sector 2	Sector 3	V.Max	T. Sesión	Vlt.	Tiempo	Sector 1	Sector 2	Sector 3	V.Max	T. Sesión		
49	XAVIER MARTINEZ CUNA DE CAMPEONES						ESP MIR RACING	73	NUNO G. RIBEIRO LOUSAESTRADAS						PRT BEON
1	2:04.223	39.095	42.351	42.777	158.6	2:04.223	1	1:59.305	36.974	41.460	40.871	168.2	1:59.305		
2	1:55.206	31.312	41.740	42.154	181.5	3:59.429	2	1:52.549	30.476	41.058	41.015	190.5	3:51.854		
3	1:55.273	31.352	41.613	42.308	185.2	5:54.702	3	1:52.298	30.564	40.842	40.892	190.5	5:44.152		
4	1:55.320	31.483	41.752	42.085	183.1	7:50.022	4	1:52.413	30.750	40.805	40.858	188.5	7:36.565		
5	1:57.596	31.453	41.868	44.275	182.7	9:47.618	5	1:52.956	30.661	41.168	41.127	189.8	9:29.521		
6	1:55.607	31.781	41.686	42.140	175.6	11:43.225	6	1:53.340	30.617	41.142	41.581	189.5	11:22.861		
7	1:55.331	31.551	41.677	42.103	176.2	13:38.556									
8	1:55.266	31.628	41.541	42.097	172.0	15:33.822	94	MARC AGUILAR QRG MOTOR RACING						ESP BEON	
9	1:55.291	31.678	41.551	42.062	174.8	17:29.113	1	2:00.996	38.168	41.774	41.054	167.4	2:00.996		
10	1:54.799	31.519	41.418	41.862	175.3	19:23.912	2	1:52.696	30.620	41.216	40.860	189.5	3:53.692		
11	1:55.023	31.484	41.541	41.998	175.6	21:18.935	3	1:52.172	30.612	40.767	40.793	192.5	5:45.864		
12	1:54.958	31.533	41.335	42.090	175.9	23:13.893	4	1:51.909	30.424	40.771	40.714	189.5	7:37.773		
13	1:56.234	31.405	42.518	42.311	179.7	25:10.127	5	1:52.197	30.385	40.853	40.959	191.8	9:29.970		
54	JESUS RIOS MRE TALENT						ESP CORSE	6	1:52.166	30.414	40.854	40.898	188.8	11:22.136	
1	2:01.504	37.781	41.753	41.970	160.2	2:01.504	7	1:52.208	30.444	40.840	40.924	187.2	13:14.344		
2	1:54.333	31.321	41.299	41.713	173.6	3:55.837	8	1:52.630	30.727	40.943	40.960	185.6	15:06.974		
3	1:53.774	31.184	40.890	41.700	174.8	5:49.611	9	1:53.288	30.627	41.454	41.207	186.5	17:00.262		
4	1:54.494	31.375	40.984	42.135	170.6	7:44.105	10	1:53.398	30.762	41.387	41.249	186.2	18:53.660		
5	1:55.050	31.785	41.158	42.107	169.3	9:39.155	11	1:53.620	30.821	41.367	41.432	185.9	20:47.280		
6	1:54.724	31.657	40.931	42.136	168.5	11:33.879	12	1:53.898	30.986	41.463	41.449	184.0	22:41.178		
7	1:54.906	31.760	40.989	42.157	166.4	13:28.785	13	1:54.516	31.043	41.513	41.960	185.2	24:35.694		
8	1:55.080	31.833	41.123	42.124	165.9	15:23.865									
9	1:54.974	31.896	40.998	42.080	165.6	17:18.839	98	MIKA SIEBDRATH CUNA DE CAMPEONES						DEU MIR RACING	
10	1:54.942	31.950	40.921	42.071	166.2	19:13.781	1	2:06.095	39.476	43.522	43.097	160.2	2:06.095		
11	1:54.989	31.840	41.026	42.123	165.6	21:08.770	2	1:58.273	31.847	43.044	43.382	175.3	4:04.368		
12	1:54.927	31.911	40.955	42.061	164.6	23:03.697	3	1:57.557	31.958	42.581	43.018	175.0	6:01.925		
13	1:54.699	31.775	41.007	41.917	165.4	24:58.396	4	1:57.376	31.863	42.444	43.069	173.9	7:59.301		
57	RUBEN ROMERO ILUSION TEAM						ESP BEON	5	1:56.973	31.769	42.278	42.926	174.2	9:56.274	
1	1:59.893	37.447	41.403	41.043	166.7	1:59.893	6	1:56.555	31.783	42.104	42.668	173.6	11:52.829		
2	1:53.468	30.789	41.136	41.543	191.5	3:53.361	7	1:57.356	31.838	42.505	43.013	172.5	13:50.185		
3	1:53.814	31.150	41.295	41.369	189.8	5:47.175	8	1:57.102	31.744	42.248	43.110	171.7	15:47.287		
4	1:58.210	35.100	41.787	41.323	184.9	7:45.385	9	1:56.989	31.843	42.319	42.827	170.6	17:44.276		
5	1:58.825	35.327	41.709	41.789	188.8	9:44.210	10	1:57.288	31.698	42.460	43.130	172.8	19:41.564		
6	1:53.910	31.124	41.471	41.315	190.5	11:38.120	11	1:57.086	31.912	42.259	42.915	170.9	21:38.650		
7	1:54.645	31.338	41.857	41.450	187.8	13:32.765	12	1:56.687	31.807	42.051	42.829	171.4	23:35.337		
8	1:55.482	31.621	41.968	41.893	188.2	15:28.247	13	1:57.353	31.914	42.339	43.100	171.4	25:32.690		
9	1:55.792	31.678	42.344	41.770	187.5	17:24.039									
10	1:56.587	31.610	42.929	42.048	187.5	19:20.626									
11	1:55.918	31.628	42.453	41.837	186.2	21:16.544									
12	1:56.295	31.857	42.429	42.009	185.9	23:12.839									
13	1:56.433	31.968	42.350	42.115	185.9	25:09.272									
58	JOSE L. ARMARIO GM FUEL-VRC TEAM						ESP MIR RACING								
1	1:59.847	37.923	41.212	40.712	160.7	1:59.847									
2	1:52.300	30.423	40.744	41.133	188.5	3:52.147									
3	1:52.227	30.411	41.060	40.756	192.2	5:44.374									
4	1:52.322	30.606	41.040	40.676	191.2	7:36.696									
5	1:51.710	30.374	40.486	40.850	189.8	9:28.406									
6	1:51.402	30.209	40.450	40.743	186.2	11:19.808									



ESBK
PreMoto3/Promo3
CARRERA 1
Informe meteorológico



Estado de pista: **SECO**