

## PreMoto3/Promo3

### ESBK CIRCUIT DE BARCELONA-CATALUNYA

#### Entrenamiento Libre 4

### Classification

No	Rider	Nat	Team	Bike	Tires	Cl.	Time	Lap	Total	Gap	Kph
1	58 Jose L. ARMARIO	ESP	GM FUEL-VRC TEAM	MIR RACING	DUNLOP	PreMoto3	1:55.959	4	16	-	144.6
2	73 Nuno G. RIBEIRO	POR	LOUSAESTRADAS	BEON	DUNLOP	PreMoto3	1:56.500	3	8	+0.541	143.9
3	21 Mathis FARGIER	FRA	JFJ RACING TEAM	BEON	DUNLOP	PreMoto3	1:56.844	4	13	+0.885	143.5
4	14 Eduardo GUTIERREZ	ESP	QRG MOTOR RACING	BEON	DUNLOP	PreMoto3	1:56.857	6	17	+0.898	143.5
5	94 Marc AGUILAR	ESP	QRG MOTOR RACING	BEON	DUNLOP	PreMoto3	1:56.956	18	18	+0.997	143.3
6	41 Yvonne CERPA	ESP	IGAXTEAM	BEON	DUNLOP	PreMoto3	1:56.964	13	17	+1.005	143.3
7	34 Eitan G. GRAS	URY	AUSTIN RACING VHC LIQUI MOLY	BEON	DUNLOP	PreMoto3	1:57.011	16	16	+1.052	143.3
8	16 Alvaro FUERTES	ESP	FUERTES TEAM	BEON	DUNLOP	PreMoto3	1:57.073	15	17	+1.114	143.2
9	8 Marco GARCIA	ESP	IGAXTEAM	BEON	DUNLOP	PreMoto3	1:57.206	16	17	+1.247	143.0
10	57 Ruben ROMERO	ESP	ILUSION TEAM	BEON	DUNLOP	PreMoto3	1:57.778	12	12	+1.819	142.3
11	18 Pablo OLIVARES	ESP	GM FUEL-VRC TEAM	MIR RACING	DUNLOP	PreMoto3	1:57.894	6	17	+1.935	142.2
12	11 David GONZALEZ	ESP	CUNA DE CAMPEONES	MIR RACING	DUNLOP	Promo3	1:58.402	19	19	+2.443	141.6
13	54 Jesus RIOS	ESP	MRE TALENT	CORSE	DUNLOP	Promo3	1:58.849	16	18	+2.890	141.1
14	7 Xavi VIDAL	ESP	CUNA DE CAMPEONES	MIR RACING	DUNLOP	Promo3	1:58.891	18	18	+2.932	141.0
15	35 Adrian COVARRUBIAS	ESP	PM MOTORSPORT	MIR RACING	DUNLOP	Promo3	1:59.320	7	18	+3.361	140.5
16	22 Ben R. AUSTIN	GBR	AUSTIN RACING VHC LIQUI MOLY	BEON	DUNLOP	PreMoto3	1:59.460	4	15	+3.501	140.3
17	49 Xavier MARTINEZ	ESP	CUNA DE CAMPEONES	MIR RACING	DUNLOP	Promo3	1:59.469	10	17	+3.510	140.3
18	15 Martim M. RAMOS	POR	CUNA DE CAMPEONES	MIR RACING	DUNLOP	Promo3	2:00.854	6	17	+4.895	138.7
19	24 Jayant CHOTE	NLD	CUNA DE CAMPEONES	MIR RACING	DUNLOP	Promo3	2:01.221	15	17	+5.262	138.3
20	98 Mika SIEBDRATH	GER	CUNA DE CAMPEONES	MIR RACING	DUNLOP	Promo3	2:01.329	15	17	+5.370	138.2
21	44 Mark PEREZ	ESP	CUNA DE CAMPEONES	MIR RACING	DUNLOP	Promo3	2:01.855	16	16	+5.896	137.6
22	37 Montague J. AMER	GBR	AUSTIN RACING VHC LIQUI MOLY	BEON	DUNLOP	Promo3	2:02.679	12	13	+6.720	136.7
23	9 Elliot KASSIGIAN	FRA	CUNA DE CAMPEONES	MIR RACING	DUNLOP	Promo3	2:03.273	19	19	+7.314	136.0
24	25 Kyle PAYNE	GBR	CUNA DE CAMPEONES	MIR RACING	DUNLOP	Promo3	2:03.432	14	16	+7.473	135.8

Max. qual. time: 2:13.352

2 Marios FOURTHIOTIS GRC FIFTY MOTORSPORT BEON DUNLOP Promo3

**Fastest Lap:** Lap 4 | Jose L. ARMARIO | 1:55.959 | 144.6 Kph

Track Status: **DRY**

Published at: .....

Race Director:

Timekeeper:

Denis del Pozo López  
565410-B



## PreMoto3/Promo3

### ESBK CIRCUIT DE BARCELONA-CATALUNYA

#### Entrenamiento Libre 4

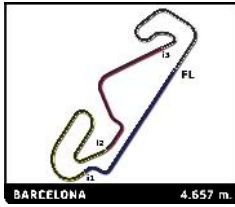
#### Classification by Class

No Rider	Nat	Team	Bike	Time	Lap Total	Gap	Kph	
<b>PreMoto3</b>								
1	58	Jose L. ARMARIO	ESP	GM FUEL-VRC TEAM	MIR RACING	<b>1:55.959</b>	4 16	<b>144.6</b>
2	73	Nuno G. RIBEIRO	POR	LOUSAESTRADAS	BEON	<b>1:56.500</b>	3 8	+0.541 +0.541 <b>143.9</b>
3	21	Mathis FARGIER	FRA	JFJ RACING TEAM		<b>1:56.844</b>	4 13	+0.885 +0.344 <b>143.5</b>
4	14	Eduardo GUTIERREZ	ESP	QRG MOTOR RACING	BEON	<b>1:56.857</b>	6 17	+0.898 +0.013 <b>143.5</b>
5	94	Marc AGUILAR	ESP	QRG MOTOR RACING	BEON	<b>1:56.956</b>	18 18	+0.997 +0.099 <b>143.3</b>
6	41	Yvonne CERPA	ESP	IGAXTEAM	BEON	<b>1:56.964</b>	13 17	+1.005 +0.008 <b>143.3</b>
7	34	Eitan G. GRAS	URY	AUSTIN RACING VHC LIQUI MOLY	BEON	<b>1:57.011</b>	16 16	+1.052 +0.047 <b>143.3</b>
8	16	Alvaro FUERTES	ESP	FUERTES TEAM	BEON	<b>1:57.073</b>	15 17	+1.114 +0.062 <b>143.2</b>
9	8	Marco GARCIA	ESP	IGAXTEAM	BEON	<b>1:57.206</b>	16 17	+1.247 +0.133 <b>143.0</b>
10	57	Ruben ROMERO	ESP	ILUSION TEAM	BEON	<b>1:57.778</b>	12 12	+1.819 +0.572 <b>142.3</b>
11	18	Pablo OLIVARES	ESP	GM FUEL-VRC TEAM	MIR RACING	<b>1:57.894</b>	6 17	+1.935 +0.116 <b>142.2</b>
12	22	Ben R. AUSTIN	GBR	AUSTIN RACING VHC LIQUI MOLY	BEON	<b>1:59.460</b>	4 15	+3.501 +1.566 <b>140.3</b>
<b>Promo3</b>								
1	11	David GONZALEZ	ESP	CUNA DE CAMPEONES	MIR RACING	<b>1:58.402</b>	19 19	<b>141.6</b>
2	54	Jesus RIOS	ESP	MRE TALENT	CORSE	<b>1:58.849</b>	16 18	+0.447 +0.447 <b>141.1</b>
3	7	Xavi VIDAL	ESP	CUNA DE CAMPEONES	MIR RACING	<b>1:58.891</b>	18 18	+0.489 +0.042 <b>141.0</b>
4	35	Adrian COVARRUBIAS	ESP	PM MOTORSPORT	MIR RACING	<b>1:59.320</b>	7 18	+0.918 +0.429 <b>140.5</b>
5	49	Xavier MARTINEZ	ESP	CUNA DE CAMPEONES	MIR RACING	<b>1:59.469</b>	10 17	+1.067 +0.149 <b>140.3</b>
6	15	Martim M. RAMOS	POR	CUNA DE CAMPEONES	MIR RACING	<b>2:00.854</b>	6 17	+2.452 +1.385 <b>138.7</b>
7	24	Jayant CHOTE	NLD	CUNA DE CAMPEONES	MIR RACING	<b>2:01.221</b>	15 17	+2.819 +0.367 <b>138.3</b>
8	98	Mika SIEBDRATH	GER	CUNA DE CAMPEONES	MIR RACING	<b>2:01.329</b>	15 17	+2.927 +0.108 <b>138.2</b>
9	44	Mark PEREZ	ESP	CUNA DE CAMPEONES	MIR RACING	<b>2:01.855</b>	16 16	+3.453 +0.526 <b>137.6</b>
10	37	Montague J. AMER	GBR	AUSTIN RACING VHC LIQUI MOLY	BEON	<b>2:02.679</b>	12 13	+4.277 +0.824 <b>136.7</b>
11	9	Elliot KASSIGIAN	FRA	CUNA DE CAMPEONES	MIR RACING	<b>2:03.273</b>	19 19	+4.871 +0.594 <b>136.0</b>
12	25	Kyle PAYNE	GBR	CUNA DE CAMPEONES	MIR RACING	<b>2:03.432</b>	14 16	+5.030 +0.159 <b>135.8</b>
■ Max. qual. time: 2:13.352								
2	Marios FOURTHIOTIS	GRC	FIFTY MOTORSPORT	BEON				

Published at: .....

Track Status: **DRY**

<b>Race Director:</b>	<b>Timekeeper:</b> Denís del Pozo López 565410-B
-----------------------	--



## PreMoto3/Promo3

### ESBK CIRCUIT DE BARCELONA-CATALUNYA

#### Entrenamiento Libre 4

#### Best Sector Times

Sector 1		Sector 2		Sector 3		Sector 4		Pos	No	Ideal Lap	Best Lap	
Pos	No Rider	Time	No Rider	Time	No Rider	Time	No Rider					Time
1	73 N.RIBEIRO	21.868	58 J.ARMARIO	35.281	58 J.ARMARIO	24.408	73 N.RIBEIRO	33.916	1	73	1:55.727	1:56.500 (2)
2	34 E.GRAS	21.915	16 A.FUERTES	35.420	94 M.AGUILAR	24.460	58 J.ARMARIO	34.056	2	58	1:55.846	1:55.959 (1)
3	8 M.GARCIA	21.956	14 E.GUTIERREZ	35.433	73 N.RIBEIRO	24.500	21 M.FARGIER	34.334	3	8	1:56.551	1:57.206 (9)
4	94 M.AGUILAR	22.013	73 N.RIBEIRO	35.443	8 M.GARCIA	24.515	41 Y.CERPA	34.340	4	41	1:56.578	1:56.964 (6)
5	14 E.GUTIERREZ	22.077	41 Y.CERPA	35.466	34 E.GRAS	24.537	14 E.GUTIERREZ	34.519	5	14	1:56.599	1:56.857 (4)
6	21 M.FARGIER	22.097	8 M.GARCIA	35.480	16 A.FUERTES	24.554	11 D.GONZALEZ	34.535	6	16	1:56.692	1:57.073 (8)
7	58 J.ARMARIO	22.101	34 E.GRAS	35.629	14 E.GUTIERREZ	24.570	16 A.FUERTES	34.547	7	34	1:56.735	1:57.011 (7)
8	41 Y.CERPA	22.138	94 M.AGUILAR	35.641	18 P.OLIVARES	24.629	18 P.OLIVARES	34.575	8	94	1:56.755	1:56.956 (5)
9	57 R.ROMERO	22.147	21 M.FARGIER	35.685	41 Y.CERPA	24.634	54 J.RIOS	34.599	9	21	1:56.844	1:56.844 (3)
10	22 B.AUSTIN	22.168	18 P.OLIVARES	35.719	21 M.FARGIER	24.728	8 M.GARCIA	34.600	10	18	1:57.163	1:57.894 (11)
11	16 A.FUERTES	22.171	57 R.ROMERO	35.904	57 R.ROMERO	24.800	94 M.AGUILAR	34.641	11	57	1:57.591	1:57.778 (10)
12	18 P.OLIVARES	22.240	54 J.RIOS	35.933	22 B.AUSTIN	24.893	34 E.GRAS	34.654	12	11	1:58.244	1:58.402 (12)
13	54 J.RIOS	22.629	11 D.GONZALEZ	35.954	11 D.GONZALEZ	25.068	49 X.MARTINEZ	34.659	13	54	1:58.329	1:58.849 (13)
14	7 X.VIDAL	22.674	7 X.VIDAL	36.028	7 X.VIDAL	25.143	35 A.COVARRUBIAS	34.724	14	7	1:58.659	1:58.891 (14)
15	11 D.GONZALEZ	22.687	49 X.MARTINEZ	36.062	54 J.RIOS	25.168	57 R.ROMERO	34.740	15	22	1:58.720	1:59.460 (16)
16	35 A.COVARRUBIAS	22.863	35 A.COVARRUBIAS	36.142	35 A.COVARRUBIAS	25.187	7 X.VIDAL	34.814	16	35	1:58.916	1:59.320 (15)
17	49 X.MARTINEZ	23.145	22 B.AUSTIN	36.297	49 X.MARTINEZ	25.267	24 J.CHOTE	34.987	17	49	1:59.133	1:59.469 (17)
18	15 M.RAMOS	23.198	98 M.SIEBDRATH	36.476	15 M.RAMOS	25.506	44 M.PEREZ	35.181	18	15	2:00.529	2:00.854 (18)
19	24 J.CHOTE	23.246	15 M.RAMOS	36.590	24 J.CHOTE	25.592	15 M.RAMOS	35.235	19	24	2:00.584	2:01.221 (19)
20	37 M.AMER	23.254	24 J.CHOTE	36.759	98 M.SIEBDRATH	25.657	98 M.SIEBDRATH	35.293	20	98	2:00.728	2:01.329 (20)
21	98 M.SIEBDRATH	23.302	44 M.PEREZ	36.824	37 M.AMER	25.761	22 B.AUSTIN	35.362	21	44	2:01.248	2:01.855 (21)
22	44 M.PEREZ	23.384	37 M.AMER	37.113	44 M.PEREZ	25.859	37 M.AMER	36.213	22	37	2:02.341	2:02.679 (22)
23	25 K.PAYNE	23.465	9 E.KASSIGIAN	37.244	9 E.KASSIGIAN	25.987	9 E.KASSIGIAN	36.260	23	9	2:03.040	2:03.273 (23)
24	9 E.KASSIGIAN	23.549	25 K.PAYNE	37.455	25 K.PAYNE	25.992	25 K.PAYNE	36.313	24	25	2:03.225	2:03.432 (24)



## PreMoto3/Promo3

### ESBK CIRCUIT DE BARCELONA-CATALUNYA

#### Entrenamiento Libre 4

#### Best Top Speed

No Rider	Team	Class	Top 1		Top 2		Top 3		Top 4		Top 5		Avg
			Kph	Lap	Kph	Lap	Kph	Lap	Kph	Lap	Kph	Lap	
34 Eitan G. GRAS	AUSTIN RACING VHC LIQUI MOLY	PreMoto3	216.6	13	214.0	12	213.6	2	212.8	16	211.5	14	213.7
8 Marco GARCIA	IGAXTEAM	PreMoto3	214.4	12	213.2	14	212.3	11	210.7	16	209.5	5	212.0
14 Eduardo GUTIERREZ	QRG MOTOR RACING	PreMoto3	213.6	14	212.3	11	211.1	12	210.7	15	210.3	3	211.6
41 Yvonne CERPA	IGAXTEAM	PreMoto3	213.6	12	211.5	13	210.7	11	207.9	5	207.5	2	210.2
16 Alvaro FUERTES	FUERTES TEAM	PreMoto3	213.2	15	210.7	13	208.7	10	208.3	11	207.1	6	209.6
22 Ben R. AUSTIN	AUSTIN RACING VHC LIQUI MOLY	PreMoto3	210.3	2	209.5	13	209.5	11	209.5	8	208.3	10	209.4
57 Ruben ROMERO	ILUSION TEAM	PreMoto3	209.9	12	208.7	11	208.7	10	208.3	2	207.1	5	208.5
73 Nuno G. RIBEIRO	LOUSAESTRADAS	PreMoto3	209.5	8	206.7	6	205.5	5	205.1	3	205.1	4	206.4
58 Jose L. ARMARIO	GM FUEL-VRC TEAM	PreMoto3	208.7	4	207.1	5	206.7	7	206.3	3	205.9	2	206.9
18 Pablo OLIVARES	GM FUEL-VRC TEAM	PreMoto3	207.1	3	204.7	6	202.8	7	201.3	13	201.3	8	203.4
94 Marc AGUILAR	QRG MOTOR RACING	PreMoto3	207.1	18	205.9	17	205.9	15	202.8	14	202.5	16	204.8
21 Mathis FARGIER	JFJ RACING TEAM	PreMoto3	206.3	9	205.5	3	205.1	4	205.1	2	203.6	6	205.1
7 Xavi VIDAL	CUNA DE CAMPEONES	Promo3	199.1	18	197.3	14	196.2	17	196.2	15	195.9	16	196.9
11 David GONZALEZ	CUNA DE CAMPEONES	Promo3	199.1	19	198.0	16	196.2	18	195.9	17	195.9	15	197.0
37 Montague J. AMER	AUSTIN RACING VHC LIQUI MOLY	Promo3	198.8	12	198.4	11	198.4	8	197.3	3	197.3	2	198.0
98 Mika SIEBRATH	CUNA DE CAMPEONES	Promo3	197.3	15	197.0	3	196.2	16	194.1	2	193.5	5	195.6
35 Adrian COVARRUBIAS	PM MOTORSPORT	Promo3	197.0	15	195.2	16	194.5	9	193.5	5	193.1	17	194.7
54 Jesus RIOS	MRE TALENT	Promo3	195.9	9	193.1	15	192.1	18	191.1	2	190.7	5	192.6
25 Kyle PAYNE	CUNA DE CAMPEONES	Promo3	195.5	14	193.5	15	192.8	6	192.4	13	192.4	12	193.3
24 Jayant CHOTE	CUNA DE CAMPEONES	Promo3	194.5	2	194.1	10	193.8	5	193.1	16	192.1	3	193.5
49 Xavier MARTINEZ	CUNA DE CAMPEONES	Promo3	194.5	10	193.1	2	191.7	11	191.1	16	190.7	8	192.2
44 Mark PEREZ	CUNA DE CAMPEONES	Promo3	193.8	6	193.5	9	192.8	8	192.4	2	192.1	12	192.9
15 Martim M. RAMOS	CUNA DE CAMPEONES	Promo3	192.4	5	192.1	6	191.7	17	190.7	15	190.4	11	191.5
9 Elliot KASSIGIAN	CUNA DE CAMPEONES	Promo3	191.7	18	191.7	17	191.7	15	191.4	19	191.4	9	191.6
2 Marios FOURTHIOTIS	FIFTY MOTORSPORT	Promo3											



## PreMoto3/Promo3

### ESBK CIRCUIT DE BARCELONA-CATALUNYA

#### Entrenamiento Libre 4

#### Fastest Lap Sequence

Elapsed	No Rider	Team	Bike	Class	Time	Kph	Lap
4:50.864	41 Yvonne CERPA	IGAXTEAM	BEON	PreMoto3	<b>1:57.737</b>	142.4	2
4:51.038	34 Eitan G. GRAS	AUSTIN RACING VHC LIQUI MOLY	BEON	PreMoto3	<b>1:57.615</b>	142.5	2
4:59.167	58 Jose L. ARMARIO	GM FUEL-VRC TEAM	MIR RACING	PreMoto3	<b>1:57.436</b>	142.8	2
6:55.768	58 Jose L. ARMARIO	GM FUEL-VRC TEAM	MIR RACING	PreMoto3	<b>1:56.601</b>	143.8	3
8:18.223	73 Nuno G. RIBEIRO	LOUSAESTRADAS	BEON	PreMoto3	<b>1:56.500</b>	143.9	3
8:51.727	58 Jose L. ARMARIO	GM FUEL-VRC TEAM	MIR RACING	PreMoto3	<b>1:55.959</b>	144.6	4



## PreMoto3/Promo3

### ESBK CIRCUIT DE BARCELONA-CATALUNYA

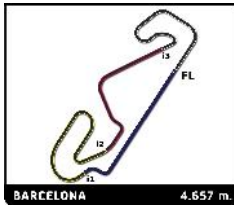
#### Entrenamiento Libre 4

#### Sector Analysis

— Invalidated Lap   ■ Personal Best   ■ Session Best   B Crossing the pit lane

Lap	Time	Sector 1	Sector 2	Sector 3	Sector 4	T.Sp	Lap	Time	Sector 1	Sector 2	Sector 3	Sector 4	T.Sp		
<b>7</b>	<b>Xavi VIDAL</b>						ESP	14	2:03.748	23.688	37.488	26.103	36.469	190.4	
	CUNA DE CAMPEONES						MIR RACING	15	2:03.740	<b>23.549</b>	37.457	26.137	36.597	191.7	
1	3:09.027	1:26.560	39.501	26.563	36.403	145.2	16	2:03.279	23.741	37.291	<b>25.987</b>	<b>36.260</b>	190.4		
2	2:01.622	23.539	36.753	25.746	35.584	189.7	17	2:03.668	23.599	<b>37.244</b>	26.053	36.772	191.7		
3	2:01.205	23.700	36.752	25.519	35.234	187.8	18	2:03.616	23.819	37.270	26.139	36.388	191.7		
4	2:04.592	25.689	38.116	25.575	35.212	189.4	19	<b>2:03.273</b>	23.549	37.431	26.005	36.288	191.4		
5	2:00.161	23.391	36.396	25.354	35.020	190.7									
6	1:59.966	23.225	36.324	25.491	34.926	191.4									
7	1:59.862	23.386	36.275	25.341	34.860	190.4									
8	1:59.698	23.031	36.073	25.485	35.109	192.8									
9	1:59.394	23.060	36.172	25.289	34.873	193.1									
10	1:59.414	23.188	36.070	25.342	<b>34.814</b>	191.7									
11	2:22.519	<b>B</b> 26.068	38.823	25.711	51.917	189.7									
12	6:15.810	4:34.876	39.640	25.819	35.475	131.6									
13	2:00.060	23.098	36.230	25.344	35.388	195.2									
14	2:00.386	23.090	36.646	25.578	35.072	197.3									
15	2:00.177	22.913	36.161	25.927	35.176	196.2									
16	1:59.695	23.088	36.165	25.392	35.050	195.9									
17	1:59.591	22.991	<b>36.028</b>	25.232	35.340	196.2									
18	<b>1:58.891</b>	<b>22.674</b>	36.181	<b>25.143</b>	34.893	199.1									
<b>8</b>	<b>Marco GARCIA</b>						ESP	14	2:03.748	23.688	37.488	26.103	36.469	190.4	
	IGAXTEAM						BEON	15	2:03.740	<b>23.549</b>	37.457	26.137	36.597	191.7	
1	2:52.991	1:15.929	37.116	24.949	34.997	159.6	16	2:03.279	23.741	37.291	<b>25.987</b>	<b>36.260</b>	190.4		
2	1:58.576	22.598	36.264	24.696	35.018	205.1	17	2:03.668	23.599	<b>37.244</b>	26.053	36.772	191.7		
3	1:58.018	22.422	35.728	24.852	35.016	208.7	18	2:03.616	23.819	37.270	26.139	36.388	191.7		
4	1:58.549	22.662	35.989	24.949	34.949	200.2	19	<b>2:03.273</b>	23.549	37.431	26.005	36.288	191.4		
5	1:58.347	22.180	36.164	24.915	35.088	209.5									
6	2:03.549	23.680	38.634	24.842	36.393	205.1									
7	1:57.886	22.237	35.927	24.840	34.882	209.1									
8	2:14.600	<b>B</b> 22.786	39.853	24.588	47.373	204.0									
9	8:54.642	7:15.522	37.590	24.951	36.579	146.1									
10	1:57.916	22.499	35.659	24.767	34.991	205.9									
11	1:58.102	22.087	35.937	24.913	35.165	212.3									
12	1:57.877	22.219	35.996	<b>24.515</b>	35.147	214.4									
13	2:00.473	24.395	36.525	24.574	34.979	204.4									
14	1:57.953	<b>21.956</b>	36.014	24.977	35.006	213.2									
15	2:01.168	24.496	37.242	24.697	34.733	203.2									
16	<b>1:57.206</b>	22.118	<b>35.480</b>	25.008	<b>34.600</b>	210.7									
17	1:57.887	22.151	36.330	24.708	34.698	206.3									
<b>9</b>	<b>Elliot KASSIGIAN</b>						FRA	14	2:03.748	23.688	37.488	26.103	36.469	190.4	
	CUNA DE CAMPEONES						MIR RACING	15	2:03.740	<b>23.549</b>	37.457	26.137	36.597	191.7	
1	3:15.777	1:26.240	42.920	27.421	39.196	137.3	16	2:03.279	23.741	37.291	<b>25.987</b>	<b>36.260</b>	190.4		
2	2:08.097	24.386	39.129	26.903	37.679	190.7	17	2:03.668	23.599	<b>37.244</b>	26.053	36.772	191.7		
3	2:07.274	24.345	38.610	26.693	37.626	191.1	18	2:03.616	23.819	37.270	26.139	36.388	191.7		
4	2:06.175	23.997	38.358	26.525	37.295	190.4	19	<b>2:03.273</b>	23.549	37.431	26.005	36.288	191.4		
5	2:06.079	23.862	38.438	26.542	37.237	190.1									
6	2:13.101	26.344	42.818	26.572	37.367	191.4									
7	2:06.399	23.987	38.322	26.726	37.364	189.4									
8	2:06.691	23.995	38.057	26.435	38.204	189.7									
9	2:05.053	23.848	37.859	26.414	36.932	191.4									
10	2:04.908	23.995	37.710	26.434	36.769	190.7									
11	2:04.136	23.935	37.535	26.113	36.553	191.1									
12	2:04.012	23.616	37.583	26.166	36.647	190.4									
13	2:03.900	23.634	37.657	26.114	36.495	191.1									
<b>11</b>	<b>David GONZALEZ</b>						ESP	14	2:03.748	23.688	37.488	26.103	36.469	190.4	
	CUNA DE CAMPEONES						MIR RACING	15	2:03.740	<b>23.549</b>	37.457	26.137	36.597	191.7	
1	3:12.696	1:34.073	36.915	26.021	35.687	146.5	16	2:03.279	23.741	37.291	<b>25.987</b>	<b>36.260</b>	190.4		
2	2:00.296	23.404	36.316	25.611	34.965	194.1	17	2:03.668	23.599	<b>37.244</b>	26.053	36.772	191.7		
3	2:00.217	23.097	36.917	25.668	<b>34.535</b>	192.8	18	2:03.616	23.819	37.270	26.139	36.388	191.7		
4	1:59.847	23.302	36.195	25.575	34.775	192.1	19	<b>2:03.273</b>	23.549	37.431	26.005	36.288	191.4		
5	2:00.898	23.453	37.143	25.545	34.757	187.4									
6	1:59.388	23.060	36.135	25.480	34.713	192.8									
7	2:01.310	23.494	36.946	25.852	35.018	187.4									
8	2:00.172	23.204	36.137	25.852	34.979	191.7									
9	2:15.790	<b>B</b> 23.447	36.636	26.000	49.707	189.1									
10	4:24.829	2:47.607	36.715	25.644	34.863	142.7									
11	2:01.951	23.445	36.745	25.488	36.273	187.8									
12	1:59.706	23.311	36.123	25.363	34.909	194.1									
13	1:59.724	23.233	36.164	25.278	35.049	192.4									
14	1:59.153	23.152	36.005	25.257	34.739	194.8									
15	1:59.390	22.917	<b>35.954</b>	<b>25.068</b>	35.451	195.9									
16	1:59.566	22.900	36.169	25.407	35.090	198.0									
17	1:59.346	22.991	36.052	25.469	34.834	195.9									
18	1:59.483	23.040	36.000	25.316	35.127	196.2									
19	<b>1:58.402</b>	<b>22.687</b>	35.991	25.132	34.592	199.1									
<b>14</b>	<b>Eduardo GUTIERREZ</b>						ESP	14	2:03.748	23.688	37.488	26.103	36.469	190.4	
	QRG MOTOR RACING						BEON	15	2:03.740	<b>23.549</b>	37.457	26.137	36.597	191.7	
1	4:04.851	<b>B</b> 2:05.759	38.002	29.234	51.856	153.1	16	2:03.279	23.741	37.291	<b>25.987</b>	<b>36.260</b>	190.4		
2	2:17.327	41.709	35.942	24.696	34.980	164.2	17	2:03.668	23.599	<b>37.244</b>	26.053	36.772	191.7		
3	1:57.034	22.217	35.510	24.620	34.687	210.3	18	2:03.616	23.819	37.270	26.139	36.388	191.7		
4	1:57.327	22.368	35.504	24.733	34.722	207.9	19	<b>2:03.273</b>	23.549	37.431	26.005	36.288	191.4		
5	1:57.454	22.308	35.652	24.826	34.668	207.9									
6	<b>1:56.857</b>	22.257	<b>35.433</b>	<b>24.570</b>	34.597	208.7									
7	1:58.396	22.553	36.010	24.849	34.984	206.3									
8	2:11.116	<b>B</b> 22.460	35.553	24.849	48.254	205.1									
9	7:37.808	6:00.322	36.918	25.382	35.186	120.0									
10	1:57.780	22.236	35.750	24.973	34.821	209.5									
11	1:59.158	22.112	36.184	25.259	35.603	212.3									
12	1:57.697	22.109	35.614	24.840	35.134	211.1									
13	1:59.518	22.481	35.981	24.781	36.275	205.5									
14	1:58.639	<b>22.077</b>	35.787	25.724	35.051	213.6									
15	1:58.543	22.686	35.926	24.863	35.068	210.7									
16	1:58.208	22.425	36.049	25.215	<b>34.519</b>	207.1									
17	1:57.548	22.550	35.740	24.680	34.578	204.0									
<b>15</b>	<b>Martim M. RAMOS</b>						POR	14	2:03.748	23.688	37.488	26.103	36.469	190.4	
	CUNA DE CAMPEONES						MIR RACING	15	2:03.740	<b>23.549</b>	37.457	26.137	36.597	191.7	
1	3:42.096	1:59.062	39.038	26.858	37.138	130.0	16	2:03.279	23.741	37.291	<b>25.987</b>	<b>36.260</b>	190.4		
2	2:02.961	23.854	37.214	25.861	36.032	189.7	17	2:03.668	23.599	<b>37.244</b>	26.053	36.772	191.7		
3	2:02.212	23.691	37.054	25.783	35.684	188.7	18	2:03.616	23.819	37.270	26.139	36.388	191.7		
4	2:01.682	23.519	36.808	25.765	35.590	189.4	19	<b>2:03.273</b>	23.549	37.431	26.005	36.288	191.4		
5	2:01.244	<b>23.198</b>	36.662	25.767	35.617	192.4									



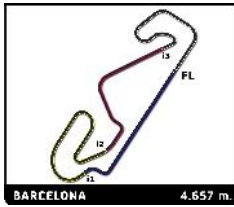


**PreMoto3/Promo3**  
**ESBK CIRCUIT DE BARCELONA-CATALUNYA**  
Entrenamiento Libre 4

Sector Analysis

Invalidated Lap							Personal Best						Session Best						Crossing the pit lane									
Lap	Time	Sector 1	Sector 2	Sector 3	Sector 4	T.Spd	Lap	Time	Sector 1	Sector 2	Sector 3	Sector 4	T.Spd	Lap	Time	Sector 1	Sector 2	Sector 3	Sector 4	T.Spd	Lap	Time	Sector 1	Sector 2	Sector 3	Sector 4	T.Spd	
<b>16 Alvaro FUERTES</b> ESP																												
FUERTES TEAM													BEON															
1	3:54.104	2:11.344	36.792	26.383	39.585	154.9																						
2	1:58.439	22.513	35.940	24.888	35.098	204.0																						
3	1:57.630	22.403	35.783	24.718	34.726	203.2																						
4	1:57.226	22.438	<b>35.420</b>	24.797	34.571	204.0																						
5	1:57.097	22.243	35.631	24.650	34.573	204.7																						
6	2:09.889B	22.456	35.670	24.813	46.950	207.1																						
7	5:01.697	3:11.378	45.491	27.984	36.844	139.4																						
8	2:09.566B	22.575	36.252	24.916	45.823	203.6																						
9	4:51.120	2:56.998	42.577	29.604	41.941	86.2																						
10	1:57.946	22.341	35.914	24.766	34.925	208.7																						
11	1:57.734	22.195	35.622	24.882	35.035	208.3																						
12	2:00.000	24.852	35.882	<b>24.554</b>	34.712	203.6																						
13	1:57.200	22.361	35.626	24.666	<b>34.547</b>	210.7																						
14	2:01.379	22.481	38.227	25.807	34.864	204.0																						
15	<b>1:57.073</b>	<b>22.171</b>	35.480	24.735	34.687	213.2																						
16	2:04.026	25.260	36.911	25.659	36.196	204.7																						
17	1:57.254	22.284	35.525	24.733	34.712	206.3																						
<b>22 Ben R. AUSTIN</b> GBR																												
AUSTIN RACING VHC LIQUI MOLY													BEON															
1	2:54.432	1:17.082	36.706	25.088	35.556	155.8																						
2	1:59.591	<b>22.168</b>	36.996	25.065	<b>35.362</b>	210.3																						
3	1:59.983	22.473	36.624	25.373	35.513	207.9																						
4	<b>1:59.460</b>	22.585	36.598	<b>24.893</b>	35.384	204.0																						
5	2:05.099B	22.607	36.521	25.142	40.829	205.9																						
6	7:08.753	5:31.433	36.554	25.222	35.544	151.6																						
7	1:59.959	22.622	36.859	24.975	35.503	207.1																						
8	2:06.670B	22.461	<b>36.297</b>	25.066	42.846	209.5																						
9	5:40.972	4:02.308	37.041	25.513	36.110	139.6																						
10	2:00.052	22.783	36.444	25.202	35.623	208.3																						
11	1:59.666	22.791	36.355	25.097	35.423	209.5																						
12	2:00.522	22.710	36.989	25.205	35.618	207.1																						
13	2:00.094	22.435	36.626	25.277	35.756	209.5																						
14	2:02.016	22.441	37.903	25.453	36.219	207.5																						
15	2:07.065	23.369	39.550	27.351	36.795	203.2																						
<b>24 Jayant CHOTE</b> NLD																												
CUNA DE CAMPEONES													MIR RACING															
1	3:16.501	1:35.056	38.756	26.564	36.125	144.0																						
2	2:02.885	23.748	37.398	26.012	35.727	194.5																						
3	2:02.330	23.689	37.128	25.928	35.585	192.1																						
4	2:01.681	23.592	37.094	25.635	35.360	190.1																						
5	2:02.473	23.309	37.230	25.632	36.302	193.8																						
6	2:16.124B	23.883	37.470	25.870	48.901	189.4																						
7	5:35.883	3:32.913	50.509	31.808	40.653	92.6																						
8	2:03.080	23.897	37.213	25.681	36.289	190.7																						
9	2:02.445	23.947	37.239	25.736	35.523	185.5																						
10	2:20.781B	<b>23.246</b>	37.323	28.976	51.236	194.1																						
11	2:19.235	40.784	37.183	25.864	35.404	148.3																						
12	2:01.901	23.635	36.945	25.814	35.507	187.8																						
13	2:01.629	23.620	36.969	25.707	35.333	187.8																						
14	2:05.493	26.493	38.074	<b>25.592</b>	35.334	187.8																						
15	<b>2:01.221</b>	23.541	<b>36.759</b>	25.934	<b>34.987</b>	189.1																						
16	2:01.932	23.360	37.131	25.737	35.704	193.1																						
17	2:01.932	23.601	36.942	25.758	35.631	189.4																						
<b>25 Kyle PAYNE</b> GBR																												
CUNA DE CAMPEONES													MIR RACING															
1	3:03.259	1:15.199	40.977	28.164	38.919	145.0																						
2	2:07.332	24.111	38.911	26.736	37.574	192.1																						
3	2:06.627	24.501	38.508	26.403	37.215	183.3																						
4	2:05.280	24.152	38.120	26.185	36.823	188.4																						
5	2:05.198	24.111	38.116	26.264	36.707	180.9																						
6	2:04.332	23.745	37.609	26.069	36.909	192.8																						
<b>21 Mathis FARGIER</b> FRA																												
JFJ RACING TEAM																												
1	3:54.551	2:13.272	36.855	25.574	38.850	147.7																						
2	1:58.434	22.344	36.053	25.154	34.883	205.1																						
3	1:57.664	22.159	35.923	24.930	34.652	205.5																						





# PreMoto3/Promo3

## ESBK CIRCUIT DE BARCELONA-CATALUNYA

### Entrenamiento Libre 4

### Sector Analysis

___ Invalidated Lap							■ Personal Best							■ Session Best							B Crossing the pit lane						
Lap	Time	Sector 1	Sector 2	Sector 3	Sector 4	T.Spd	Lap	Time	Sector 1	Sector 2	Sector 3	Sector 4	T.Spd	Lap	Time	Sector 1	Sector 2	Sector 3	Sector 4	T.Spd	Lap	Time	Sector 1	Sector 2	Sector 3	Sector 4	T.Spd
7	2:04.926	23.861	38.059	26.179	36.827	189.7	5	2:03.554	23.667	37.558	25.860	36.469	194.1	6	2:18.699B	24.312	39.507	25.848	49.032	194.5	7	12:24.751	...	44.139	26.110	36.688	132.9
8	2:04.862	23.872	38.041	26.268	36.681	190.4	6	2:18.699B	24.312	39.507	25.848	49.032	194.5	7	12:24.751	...	44.139	26.110	36.688	132.9	8	2:03.906	23.359	37.582	26.038	36.927	198.4
9	2:17.518B	24.526	39.089	27.106	46.797	187.8	7	12:24.751	...	44.139	26.110	36.688	132.9	8	2:03.906	23.359	37.582	26.038	36.927	198.4	9	2:03.574	23.429	37.514	25.988	36.643	195.2
10	4:02.487	2:20.380	38.727	26.245	37.135	143.4	8	2:03.906	23.359	37.582	26.038	36.927	198.4	9	2:03.574	23.429	37.514	25.988	36.643	195.2	10	2:02.869	23.541	37.224	25.891	36.213	195.9
11	2:05.549	23.964	38.209	26.423	36.953	189.7	9	2:03.574	23.429	37.514	25.988	36.643	195.2	10	2:02.869	23.541	37.224	25.891	36.213	195.9	11	2:25.217	28.730	48.938	30.554	36.995	198.4
12	2:04.428	23.785	37.833	25.992	36.818	192.4	10	2:02.869	23.541	37.224	25.891	36.213	195.9	11	2:25.217	28.730	48.938	30.554	36.995	198.4	12	2:02.679	23.254	37.113	25.761	36.551	198.8
13	2:04.222	23.822	37.724	26.117	36.559	192.4	11	2:25.217	28.730	48.938	30.554	36.995	198.4	12	2:02.679	23.254	37.113	25.761	36.551	198.8	13	2:34.880B	26.734	46.905	30.694	50.547	195.5
14	2:03.432	23.465	37.455	26.199	36.313	195.5	12	2:02.679	23.254	37.113	25.761	36.551	198.8	13	2:34.880B	26.734	46.905	30.694	50.547	195.5							
15	2:07.891	24.139	39.198	26.798	37.756	193.5																					
16	2:18.389B	24.682	39.174	27.096	47.437	188.4																					

**34 Eitan G. GRAS** URY  
AUSTIN RACING VHC LIQUI MOLY BEON

1	2:53.423	1:16.817	36.583	24.799	35.224	158.3
2	1:57.615	22.180	36.175	24.579	34.681	213.6
3	1:58.495	22.070	36.290	25.057	35.078	207.9
4	1:58.316	22.190	36.337	24.975	34.814	205.9
5	2:08.973B	22.348	36.393	24.879	45.353	209.1
6	7:09.967	5:32.797	36.567	25.294	35.309	154.7
7	2:00.246	22.874	36.883	25.179	35.310	199.5
8	2:06.198B	22.421	36.153	25.006	42.618	204.7
9	5:40.712	4:02.582	37.158	25.479	35.493	136.4
10	1:58.971	23.371	35.767	24.877	34.956	189.1
11	2:00.477	22.489	36.667	25.006	36.315	210.7
12	1:57.297	22.185	35.921	24.537	34.654	214.0
13	2:01.029	21.915	37.361	26.672	35.081	216.6
14	1:57.681	22.216	35.883	24.634	34.948	211.5
15	2:03.181	22.289	38.561	25.553	36.778	208.3
16	1:57.011	22.046	35.629	24.662	34.674	212.8

**35 Adrian COVARRUBIAS** ESP  
PM MOTORSPORT MIR RACING

1	2:57.713	1:17.491	37.422	25.468	37.332	140.8
2	2:01.497	23.396	36.959	25.764	35.378	189.4
3	2:08.064	23.425	39.290	26.251	39.098	190.4
4	2:09.613	28.082	40.535	25.594	35.402	184.6
5	1:59.764	23.083	36.421	25.316	34.944	193.5
6	2:00.527	23.454	36.453	25.344	35.276	188.1
7	1:59.320	23.092	36.198	25.187	34.843	191.4
8	2:00.208	23.212	36.500	25.597	34.899	190.7
9	2:00.169	22.979	36.251	25.213	35.726	194.5
10	2:05.802	23.218	37.908	26.435	38.241	190.1
11	2:00.059	23.506	36.594	25.235	34.724	191.7
12	2:20.767B	23.662	37.280	27.745	52.080	182.1
13	6:08.886	4:22.675	43.282	26.629	36.300	96.2
14	2:03.074	23.687	38.572	25.260	35.555	191.1
15	2:00.133	22.937	36.142	25.429	35.625	197.0
16	1:59.577	22.863	36.286	25.395	35.033	195.2
17	2:00.118	22.976	36.271	25.435	35.436	193.1
18	2:02.658	23.239	37.174	25.901	36.344	190.7

**37 Montague J. AMER** GBR  
AUSTIN RACING VHC LIQUI MOLY BEON

1	3:10.691	1:23.746	42.687	26.767	37.491	138.9
2	2:03.488	23.529	37.756	25.975	36.228	197.3
3	2:03.036	23.416	37.313	25.886	36.421	197.3
4	2:03.337	23.588	37.399	25.839	36.511	195.2

**41 Yvonne CERPA** ESP  
IGAXTEAM BEON

1	2:53.127	1:15.917	37.358	24.783	35.069	160.6
2	1:57.737	22.307	36.004	24.658	34.768	207.5
3	1:58.880	22.409	36.021	25.402	35.048	205.5
4	1:58.162	22.224	36.179	24.918	34.841	206.3
5	1:59.159	22.780	36.022	24.789	35.568	207.9
6	2:01.100	22.473	38.806	25.030	34.791	205.1
7	2:01.308	22.924	36.526	26.304	35.554	204.7
8	2:12.552B	22.364	35.804	25.203	49.181	205.5
9	8:54.047	7:15.565	36.839	25.913	35.730	152.3
10	1:58.976	22.921	36.274	24.685	35.096	201.7
11	1:58.250	22.459	35.859	25.326	34.606	210.7
12	1:59.572	22.788	37.191	24.672	34.921	213.6
13	1:56.964	22.151	35.839	24.634	34.340	211.5
14	2:00.110	22.151	37.026	25.787	35.146	205.1
15	1:58.351	23.647	35.466	24.660	34.578	204.7
16	2:00.305	22.420	37.109	25.640	35.136	206.3
17	1:57.992	22.138	35.666	25.408	34.780	206.3

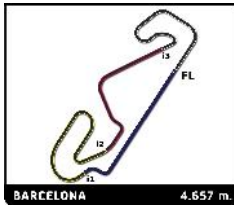
**44 Mark PEREZ** ESP  
CUNA DE CAMPEONES MIR RACING

1	3:13.177	1:32.279	37.938	26.789	36.171	146.1
2	2:03.147	23.786	37.243	26.417	35.701	192.4
3	2:02.602	23.794	37.103	26.075	35.630	189.4
4	2:03.666	23.743	37.482	26.171	36.270	190.7
5	2:03.530	23.558	37.472	25.953	36.547	189.4
6	2:15.707B	23.580	37.786	26.063	48.278	193.8
7	3:34.187	1:53.761	38.168	26.530	35.728	126.0
8	2:01.954	23.591	36.824	26.016	35.523	192.8
9	2:14.950B	23.384	37.136	26.020	48.410	193.5
10	2:42.911B	45.865	38.485	26.968	51.593	148.1
11	5:40.988	3:59.587	39.134	26.645	35.622	135.4
12	2:02.035	23.589	37.004	25.989	35.453	192.1
13	2:02.478	23.623	37.252	26.089	35.514	190.1
14	2:10.999	24.125	39.391	28.278	39.205	189.4
15	2:03.445	24.516	37.630	25.859	35.440	182.4
16	2:01.855	23.783	36.945	25.946	35.181	188.1

**49 Xavier MARTINEZ** ESP  
CUNA DE CAMPEONES MIR RACING

1	3:10.935	1:31.272	37.686	25.789	36.188	147.7
2	2:01.893	23.511	37.319	25.776	35.287	193.1
3	2:00.347	23.459	36.457	25.370	35.061	189.1
4	2:00.038	23.537	36.251	25.410	34.840	189.4
5	2:00.502	23.393	36.567	25.424	35.118	188.1
6	1:59.730	23.550	36.062	25.459	34.659	187.1





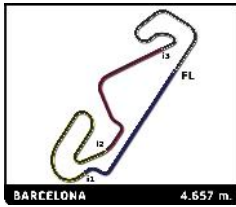
# PreMoto3/Promo3

## ESBK CIRCUIT DE BARCELONA-CATALUNYA

### Entrenamiento Libre 4

### Sector Analysis

___ Invalidated Lap							■ Personal Best	■ Session Best	B Crossing the pit lane				
Lap	Time	Sector 1	Sector 2	Sector 3	Sector 4	T.Spd	Lap	Time	Sector 1	Sector 2	Sector 3	Sector 4	T.Spd
<b>54</b> Jesus RIOS ESP													
MRE TALENT CORSE													
1	2:53.886	1:16.501	36.836	25.656	34.893	144.4							
2	1:59.642	23.218	36.073	25.535	34.816	191.1							
3	2:00.796	23.504	36.108	25.705	35.479	187.1							
4	1:59.295	23.343	36.185	<b>25.168</b>	<b>34.599</b>	187.4							
5	1:59.595	23.081	36.126	25.263	35.125	190.7							
6	2:00.686	23.573	36.561	25.704	34.848	185.2							
7	2:16.826B	24.051	38.679	26.318	47.778	185.2							
8	6:12.317	4:28.733	41.117	27.071	35.396	131.3							
9	1:59.570	22.954	36.503	25.362	34.751	195.9							
10	2:10.068	23.654	37.344	29.075	39.995	181.5							
11	2:13.497B	23.907	38.779	26.496	44.315	181.5							
12	2:09.570	32.989	36.268	25.593	34.720	149.8							
13	1:59.351	23.381	36.008	25.352	34.610	188.1							
14	1:58.864	22.747	35.986	25.460	34.671	188.1							
15	1:59.196	22.998	<b>35.933</b>	25.626	34.639	193.1							
16	<b>1:58.849</b>	<b>22.629</b>	35.937	25.407	34.876	186.8							
17	2:00.378	23.462	36.472	25.450	34.994	186.2							
18	1:59.158	23.037	36.013	25.297	34.811	192.1							
<b>73</b> Nuno G. RIBEIRO POR													
LOUSAESTRADAS BEON													
1	4:04.450B	2:05.093	38.523	29.220	51.614	129.6							
2	2:17.273	41.375	36.214	24.806	34.878	160.6							
3	<b>1:56.500</b>	22.174	35.470	<b>24.500</b>	34.356	205.1							
4	1:56.668	22.180	35.524	24.514	34.450	205.1							
5	1:58.798	22.060	37.004	25.074	34.660	205.5							
6	1:56.989	22.310	<b>35.443</b>	24.508	34.728	206.7							
7	1:58.809	22.380	37.749	24.764	<b>33.916</b>	205.1							
8	2:10.244B	<b>21.868</b>	35.477	24.872	48.027	209.5							
<b>94</b> Marc AGUILAR ESP													
QRG MOTOR RACING BEON													
1	4:04.770B	2:05.407	38.507	29.080	51.776	137.8							
2	2:19.019	41.866	36.753	24.982	35.418	158.0							
3	1:58.641	22.200	36.309	24.948	35.184	199.9							
4	2:08.520B	<b>22.013</b>	36.208	25.126	45.173	200.2							
5	3:23.635B	1:28.144	41.596	27.345	46.550	157.8							
6	3:09.817B	1:09.152	41.717	28.289	50.659	160.4							
7	2:18.309	41.076	36.870	25.081	35.282	153.1							
8	1:59.909	22.718	36.004	25.565	35.622	202.1							
9	1:58.408	22.671	35.914	<b>24.460</b>	35.363	202.5							
10	1:59.125	22.896	36.239	24.869	35.121	198.8							
11	1:58.629	22.790	36.058	24.810	34.971	199.5							
12	2:09.215B	22.215	36.557	26.631	43.812	198.8							
13	2:23.699	38.203	42.435	26.486	36.575	151.0							
14	1:58.680	23.087	36.401	24.483	34.709	202.8							
15	2:00.462	22.440	36.668	26.242	35.112	205.9							
16	1:58.768	22.995	36.270	24.493	35.010	202.5							
17	2:03.267	22.535	36.056	26.205	38.471	205.9							
18	<b>1:56.956</b>	22.180	<b>35.641</b>	24.494	<b>34.641</b>	207.1							
<b>98</b> Mika SIEBRATH GER													
CUNA DE CAMPEONES MIR RACING													
1	3:10.867	1:27.078	39.518	26.917	37.354	143.6							
2	2:03.522	23.859	37.605	26.169	35.889	194.1							
3	2:03.078	23.445	37.417	25.911	36.305	197.0							
4	2:03.836	24.162	38.369	25.777	35.528	192.1							
5	2:21.054B	23.699	37.210	25.707	54.438	193.5							
6	2:28.368	48.827	37.424	26.163	35.954	113.2							
7	2:01.933	24.012	36.909	25.698	35.314	189.7							
8	2:02.433	23.678	37.044	25.749	35.962	192.1							
9	2:01.938	23.884	36.542	25.757	35.755	189.1							
10	2:01.616	23.595	<b>36.476</b>	25.698	35.847	190.7							
11	2:01.768	23.799	36.619	25.796	35.554	189.1							
12	2:01.986	23.939	36.816	<b>25.657</b>	35.574	189.4							
13	2:25.926B	24.910	42.894	27.054	51.068	190.7							

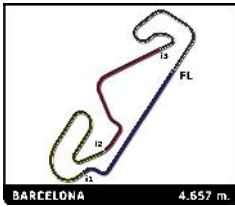


**PreMoto3/Promo3**  
**ESBK CIRCUIT DE BARCELONA-CATALUNYA**  
Entrenamiento Libre 4

Sector Analysis

— Invalidated Lap    ■ Personal Best    ■ Session Best    B Crossing the pit lane

Lap	Time	Sector 1	Sector 2	Sector 3	Sector 4	T.Sp	Lap	Time	Sector 1	Sector 2	Sector 3	Sector 4	T.Sp
14	5:24.699	3:45.758	36.931	26.110	35.900	132.6							
15	<b>2:01.329</b>	23.379	36.676	25.981	<b>35.293</b>	197.3							
16	2:01.740	<b>23.302</b>	37.092	25.842	35.504	196.2							
17	2:02.102	23.857	36.797	25.908	35.540	190.7							

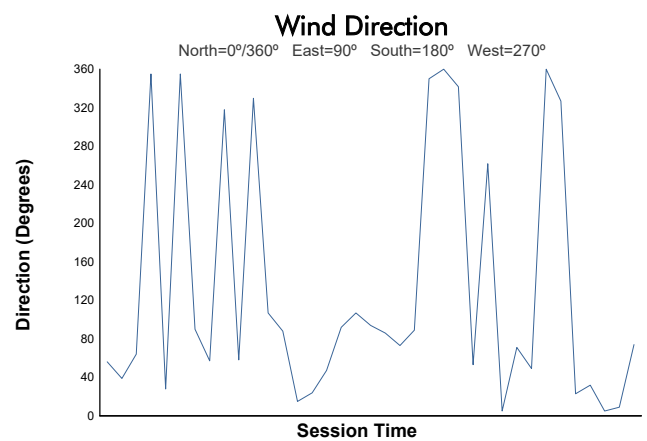
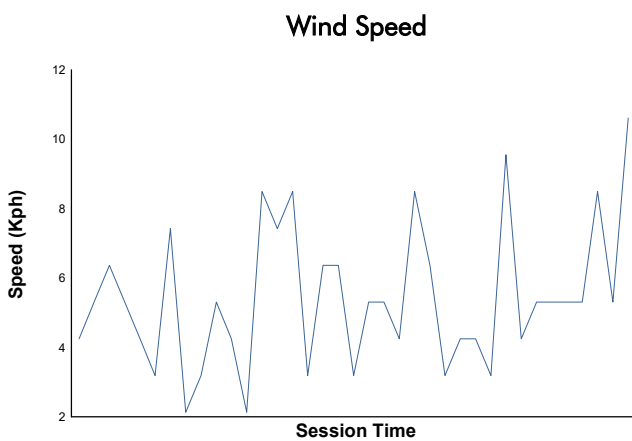
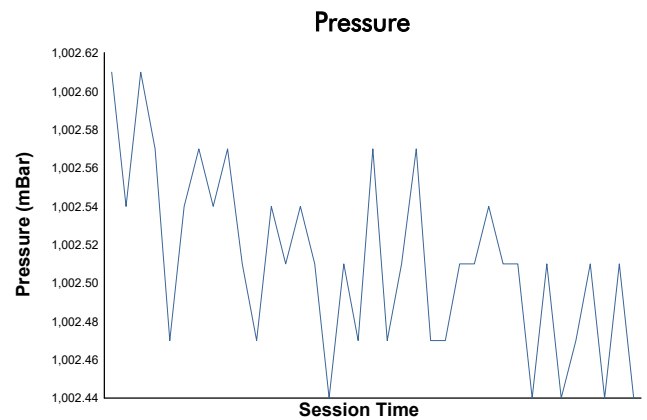
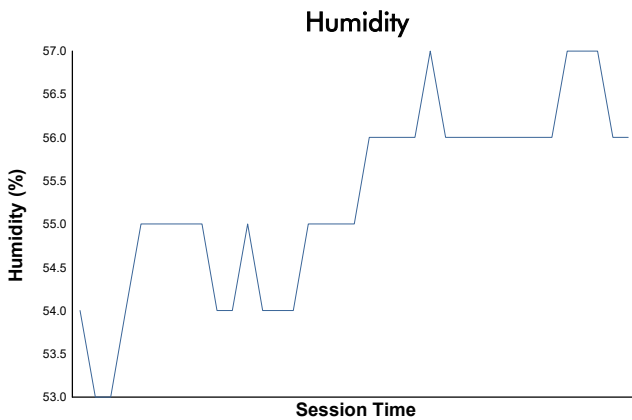
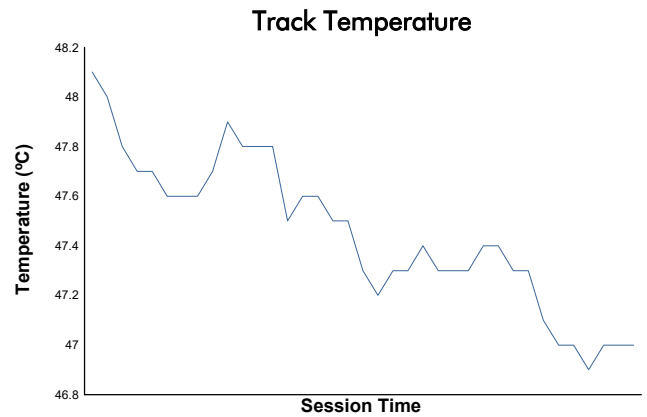
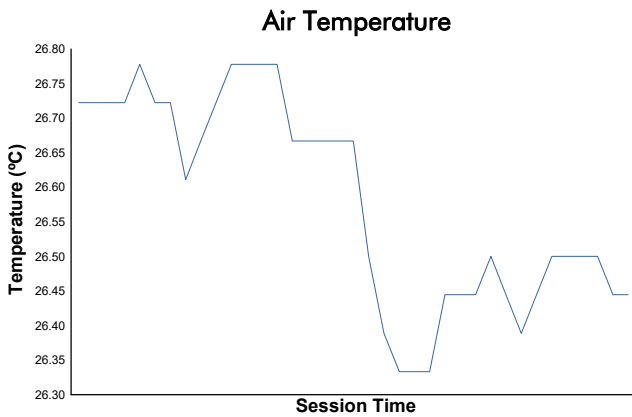


# ESBK CIRCUIT DE BARCELONA-CATALUNYA

PreMoto3/Promo3

Entrenamiento Libre 4

Weather Report



Track Status: **DRY**