



PreMoto3/Promo3

ESBK CIRCUIT DE BARCELONA-CATALUNYA

Entrenamiento Cronometrado

Classification

No	Rider	Nat	Team	Bike	Tires	Cl.	Time	Lap	Total	Gap	Kph
1	73 Nuno G. RIBEIRO	PRT	LOUSAESTRADAS	BEON	DUNLOP	PreMoto3	1:54.635	7	12	-	146.2
2	8 Marco GARCIA	ESP	IGAXTEAM	BEON	DUNLOP	PreMoto3	1:55.602	4	9	+0.967	145.0
3	14 Eduardo GUTIERREZ	ESP	QRG MOTOR RACING	BEON	DUNLOP	PreMoto3	1:55.989	5	13	+1.354	144.5
4	58 Jose L. ARMARIO	ESP	GM FUEL-VRC TEAM	MIR RACING	DUNLOP	PreMoto3	1:56.237	5	11	+1.602	144.2
5	18 Pablo OLIVARES	ESP	GM FUEL-VRC TEAM	MIR RACING	DUNLOP	PreMoto3	1:56.460	6	12	+1.825	144.0
6	16 Alvaro FUERTES	ESP	FUERTES TEAM	BEON	DUNLOP	PreMoto3	1:56.720	3	10	+2.085	143.6
7	57 Ruben ROMERO	ESP	ILUSION TEAM	BEON	DUNLOP	PreMoto3	1:56.870	3	9	+2.235	143.5
8	41 Yvonne CERPA	ESP	IGAXTEAM	BEON	DUNLOP	PreMoto3	1:56.919	9	9	+2.284	143.4
9	94 Marc AGUILAR	ESP	QRG MOTOR RACING	BEON	DUNLOP	PreMoto3	1:57.693	7	7	+3.058	142.4
10	21 Mathis FARGIER	FRA	JFJ RACING TEAM	BEON	DUNLOP	PreMoto3	1:57.868	5	12	+3.233	142.2
11	11 David GONZALEZ	ESP	CUNA DE CAMPEONES	MIR RACING	DUNLOP	Promo3	1:58.338	14	15	+3.703	141.7
12	49 Xavier MARTINEZ	ESP	CUNA DE CAMPEONES	MIR RACING	DUNLOP	Promo3	1:59.118	3	12	+4.483	140.7
13	54 Jesus RIOS	ESP	MRE TALENT	CORSE	DUNLOP	Promo3	1:59.194	9	11	+4.559	140.7
14	35 Adrian COVARRUBIAS	ESP	PM MOTORSPORT	MIR RACING	DUNLOP	Promo3	1:59.322	5	5	+4.687	140.5
15	34 Eitan G. GRAS	URY	AUSTIN RACING VHC LIQUI MOLY	BEON	DUNLOP	PreMoto3	1:59.440	3	8	+4.805	140.4
16	22 Ben R. AUSTIN	GBR	AUSTIN RACING VHC LIQUI MOLY	BEON	DUNLOP	PreMoto3	1:59.659	3	9	+5.024	140.1
17	15 Martim M. RAMOS	PRT	CUNA DE CAMPEONES	MIR RACING	DUNLOP	Promo3	1:59.866	7	14	+5.231	139.9
18	24 Jayant CHOTE	NLD	CUNA DE CAMPEONES	MIR RACING	DUNLOP	Promo3	2:00.175	5	13	+5.540	139.5
19	98 Mika SIEBDRATH	DEU	CUNA DE CAMPEONES	MIR RACING	DUNLOP	Promo3	2:00.351	8	9	+5.716	139.3
20	7 Xavi VIDAL	ESP	CUNA DE CAMPEONES	MIR RACING	DUNLOP	Promo3	2:00.836	7	7	+6.201	138.7
21	44 Mark PEREZ	ESP	CUNA DE CAMPEONES	MIR RACING	DUNLOP	Promo3	2:00.962	5	13	+6.327	138.6
22	37 Montague J. AMER	GBR	AUSTIN RACING VHC LIQUI MOLY	BEON	DUNLOP	Promo3	2:03.889	3	11	+9.254	135.3
23	25 Kyle PAYNE	GBR	CUNA DE CAMPEONES	MIR RACING	DUNLOP	Promo3	2:04.017	11	13	+9.382	135.2
24	9 Elliot KASSIGIAN	FRA	CUNA DE CAMPEONES	MIR RACING	DUNLOP	Promo3	2:08.268	2	2	+13.633	130.7

Fastest Lap: Lap 7 | Nuno G. RIBEIRO | **1:54.635** | 146.2 Kph

Published at:

Track Status: **DRY**

Race Director:

Timekeeper:

Denis del Pozo López
565410-B



PreMoto3/Promo3

ESBK CIRCUIT DE BARCELONA-CATALUNYA

Entrenamiento Cronometrado

Classification by Class

No Rider	Nat	Team	Bike	Time	Lap Total	Gap	Kph
PreMoto3							
1	73	Nuno G. RIBEIRO	PRT LOUSAESTRADAS	BEON	1:54.635	7 12	146.2
2	8	Marco GARCIA	ESP IGAXTEAM	BEON	1:55.602	4 9	+0.967 +0.967 145.0
3	14	Eduardo GUTIERREZ	ESP QRG MOTOR RACING	BEON	1:55.989	5 13	+1.354 +0.387 144.5
4	58	Jose L. ARMARIO	ESP GM FUEL-VRC TEAM	MIR RACING	1:56.237	5 11	+1.602 +0.248 144.2
5	18	Pablo OLIVARES	ESP GM FUEL-VRC TEAM	MIR RACING	1:56.460	6 12	+1.825 +0.223 144.0
6	16	Alvaro FUERTES	ESP FUERTES TEAM	BEON	1:56.720	3 10	+2.085 +0.260 143.6
7	57	Ruben ROMERO	ESP ILUSION TEAM	BEON	1:56.870	3 9	+2.235 +0.150 143.5
8	41	Yvonne CERPA	ESP IGAXTEAM	BEON	1:56.919	9 9	+2.284 +0.049 143.4
9	94	Marc AGUILAR	ESP QRG MOTOR RACING	BEON	1:57.693	7 7	+3.058 +0.774 142.4
10	21	Mathis FARGIER	FRA JFJ RACING TEAM	BEON	1:57.868	5 12	+3.233 +0.175 142.2
11	34	Eitan G. GRAS	URY AUSTIN RACING VHC LIQUI MOLY	BEON	1:59.440	3 8	+4.805 +1.572 140.4
12	22	Ben R. AUSTIN	GBR AUSTIN RACING VHC LIQUI MOLY	BEON	1:59.659	3 9	+5.024 +0.219 140.1
Promo3							
1	11	David GONZALEZ	ESP CUNA DE CAMPEONES	MIR RACING	1:58.338	14 15	141.7
2	49	Xavier MARTINEZ	ESP CUNA DE CAMPEONES	MIR RACING	1:59.118	3 12	+0.780 +0.780 140.7
3	54	Jesus RIOS	ESP MRE TALENT	CORSE	1:59.194	9 11	+0.856 +0.076 140.7
4	35	Adrian COVARRUBIAS	ESP PM MOTORSPORT	MIR RACING	1:59.322	5 5	+0.984 +0.128 140.5
5	15	Martim M. RAMOS	PRT CUNA DE CAMPEONES	MIR RACING	1:59.866	7 14	+1.528 +0.544 139.9
6	24	Jayant CHOTE	NLD CUNA DE CAMPEONES	MIR RACING	2:00.175	5 13	+1.837 +0.309 139.5
7	98	Mika SIEBDRATH	DEU CUNA DE CAMPEONES	MIR RACING	2:00.351	8 9	+2.013 +0.176 139.3
8	7	Xavi VIDAL	ESP CUNA DE CAMPEONES	MIR RACING	2:00.836	7 7	+2.498 +0.485 138.7
9	44	Mark PEREZ	ESP CUNA DE CAMPEONES	MIR RACING	2:00.962	5 13	+2.624 +0.126 138.6
10	37	Montague J. AMER	GBR AUSTIN RACING VHC LIQUI MOLY	BEON	2:03.889	3 11	+5.551 +2.927 135.3
11	25	Kyle PAYNE	GBR CUNA DE CAMPEONES	MIR RACING	2:04.017	11 13	+5.679 +0.128 135.2
12	9	Elliot KASSIGIAN	FRA CUNA DE CAMPEONES	MIR RACING	2:08.268	2 2	+9.930 +4.251 130.7

Published at:

Track Status: **DRY**

Race Director:	Timekeeper: Denís del Pozo López 565410-B
-----------------------	--



PreMoto3/Promo3

ESBK CIRCUIT DE BARCELONA-CATALUNYA

Entrenamiento Cronometrado

Best Sector Times

Sector 1		Sector 2		Sector 3		Sector 4		Pos	No	Ideal Lap	Best Lap	
Pos	No Rider	Time	No Rider	Time	No Rider	Time	No Rider					Time
1	73 N.RIBEIRO	21.957	73 N.RIBEIRO	34.773	73 N.RIBEIRO	24.036	73 N.RIBEIRO	33.589	1	73	1:54.355	1:54.635 (1)
2	8 M.GARCIA	21.985	58 J.ARMARIO	35.209	8 M.GARCIA	24.194	58 J.ARMARIO	33.922	2	8	1:55.456	1:55.602 (2)
3	57 R.ROMERO	22.030	8 M.GARCIA	35.272	14 E.GUTIERREZ	24.285	8 M.GARCIA	34.005	3	14	1:55.877	1:55.989 (3)
4	16 A.FUERTES	22.052	14 E.GUTIERREZ	35.356	58 J.ARMARIO	24.308	18 P.OLIVARES	34.117	4	58	1:55.926	1:56.237 (4)
5	14 E.GUTIERREZ	22.060	16 A.FUERTES	35.404	41 Y.CERPA	24.353	14 E.GUTIERREZ	34.176	5	18	1:56.292	1:56.460 (5)
6	41 Y.CERPA	22.328	18 P.OLIVARES	35.473	18 P.OLIVARES	24.363	11 D.GONZALEZ	34.219	6	16	1:56.384	1:56.720 (6)
7	18 P.OLIVARES	22.339	41 Y.CERPA	35.529	16 A.FUERTES	24.462	57 R.ROMERO	34.313	7	41	1:56.532	1:56.919 (8)
8	58 J.ARMARIO	22.487	21 M.FARGIER	35.683	57 R.ROMERO	24.545	41 Y.CERPA	34.322	8	57	1:56.607	1:56.870 (7)
9	21 M.FARGIER	22.493	94 M.AGUILAR	35.683	21 M.FARGIER	24.610	49 X.MARTINEZ	34.449	9	21	1:57.295	1:57.868 (10)
10	94 M.AGUILAR	22.579	57 R.ROMERO	35.719	94 M.AGUILAR	24.644	16 A.FUERTES	34.466	10	94	1:57.650	1:57.693 (9)
11	34 E.GRAS	22.598	11 D.GONZALEZ	35.783	34 E.GRAS	24.914	54 J.RIOS	34.477	11	11	1:57.922	1:58.338 (11)
12	22 B.AUSTIN	22.701	35 A.COVARRUBIAS	35.881	11 D.GONZALEZ	24.958	21 M.FARGIER	34.509	12	49	1:58.598	1:59.118 (12)
13	11 D.GONZALEZ	22.962	49 X.MARTINEZ	35.939	22 B.AUSTIN	25.066	35 A.COVARRUBIAS	34.694	13	34	1:58.603	1:59.440 (15)
14	49 X.MARTINEZ	23.056	34 E.GRAS	35.973	49 X.MARTINEZ	25.154	94 M.AGUILAR	34.744	14	54	1:59.028	1:59.194 (13)
15	15 M.RAMOS	23.118	54 J.RIOS	36.216	54 J.RIOS	25.188	15 M.RAMOS	34.758	15	35	1:59.081	1:59.322 (14)
16	54 J.RIOS	23.147	15 M.RAMOS	36.243	15 M.RAMOS	25.201	24 J.CHOTE	34.925	16	15	1:59.320	1:59.866 (17)
17	24 J.CHOTE	23.218	98 M.SIEBDRATH	36.393	24 J.CHOTE	25.230	44 M.PEREZ	34.937	17	22	1:59.325	1:59.659 (16)
18	35 A.COVARRUBIAS	23.232	22 B.AUSTIN	36.437	35 A.COVARRUBIAS	25.274	34 E.GRAS	35.118	18	24	1:59.877	2:00.175 (18)
19	98 M.SIEBDRATH	23.257	7 X.VIDAL	36.467	98 M.SIEBDRATH	25.380	22 B.AUSTIN	35.121	19	98	2:00.165	2:00.351 (19)
20	37 M.AMER	23.287	24 J.CHOTE	36.504	44 M.PEREZ	25.437	98 M.SIEBDRATH	35.135	20	7	2:00.470	2:00.836 (20)
21	7 X.VIDAL	23.392	44 M.PEREZ	36.638	7 X.VIDAL	25.452	7 X.VIDAL	35.159	21	44	2:00.481	2:00.962 (21)
22	44 M.PEREZ	23.469	37 M.AMER	37.406	25 K.PAYNE	25.851	25 K.PAYNE	36.358	22	37	2:03.021	2:03.889 (22)
23	25 K.PAYNE	23.984	25 K.PAYNE	37.688	37 M.AMER	25.896	37 M.AMER	36.432	23	25	2:03.881	2:04.017 (23)
24	9 E.KASSIGIAN	24.872	9 E.KASSIGIAN	39.550	9 E.KASSIGIAN	26.758	9 E.KASSIGIAN	37.088	24	9	2:08.268	2:08.268 (24)



PreMoto3/Promo3

ESBK CIRCUIT DE BARCELONA-CATALUNYA

Entrenamiento Cronometrado

Best Top Speed

No Rider	Team	Class	Top 1		Top 2		Top 3		Top 4		Top 5		Avg	
			Kph	Lap	Kph	Lap	Kph	Lap	Kph	Lap	Kph	Lap		
57	Ruben ROMERO	ILUSION TEAM	PreMoto3	214.4	3	213.6	2	205.1	4	205.1	5	205.1	6	208.7
14	Eduardo GUTIERREZ	QRG MOTOR RACING	PreMoto3	214.0	4	211.9	2	209.9	5	209.5	3	207.9	6	210.6
8	Marco GARCIA	IGAXTEAM	PreMoto3	212.3	2	211.1	9	210.7	4	210.7	5	210.7	7	211.1
16	Alvaro FUERTES	FUERTES TEAM	PreMoto3	212.3	3	212.3	2	209.9	5	204.4	10	203.2	8	208.4
73	Nuno G. RIBEIRO	LOUSAESTRADAS	PreMoto3	211.9	5	211.5	4	209.1	11	209.1	3	207.1	7	209.7
22	Ben R. AUSTIN	AUSTIN RACING VHC LIQUI MOLY	PreMoto3	210.7	2	206.3	3	205.1	4	199.5	6	197.7	9	203.9
41	Yvonne CERPA	IGAXTEAM	PreMoto3	208.3	5	207.5	3	207.5	9	206.7	8	204.7	2	206.9
94	Marc AGUILAR	QRG MOTOR RACING	PreMoto3	208.3	2	205.5	3	202.8	6	202.1	7	201.7	4	204.1
18	Pablo OLIVARES	GM FUEL-VRC TEAM	PreMoto3	207.9	11	206.3	5	205.1	7	204.7	6	204.0	2	205.6
21	Mathis FARGIER	JFJ RACING TEAM	PreMoto3	205.5	6	202.8	7	202.5	3	202.5	5	201.0	4	202.9
34	Eitan G. GRAS	AUSTIN RACING VHC LIQUI MOLY	PreMoto3	205.5	3	205.1	2	203.6	7	202.8	4	163.5	5	196.1
58	Jose L. ARMARIO	GM FUEL-VRC TEAM	PreMoto3	204.7	3	204.7	2	202.8	4	202.1	5	201.7	6	203.2
37	Montague J. AMER	AUSTIN RACING VHC LIQUI MOLY	Promo3	201.7	3	200.2	2	198.0	8	198.0	4	196.6	5	198.9
15	Martim M. RAMOS	CUNA DE CAMPEONES	Promo3	199.9	4	194.8	3	193.8	2	192.4	6	192.4	5	194.7
98	Mika SIEBDRATH	CUNA DE CAMPEONES	Promo3	198.4	7	196.2	4	195.2	3	194.5	5	194.1	8	195.7
11	David GONZALEZ	CUNA DE CAMPEONES	Promo3	198.0	3	196.6	4	194.5	2	191.7	15	190.4	14	194.2
24	Jayant CHOTE	CUNA DE CAMPEONES	Promo3	196.2	4	194.1	13	192.4	6	190.7	3	190.4	2	192.8
49	Xavier MARTINEZ	CUNA DE CAMPEONES	Promo3	196.2	3	195.2	2	194.1	5	192.4	4	189.7	6	193.5
44	Mark PEREZ	CUNA DE CAMPEONES	Promo3	194.1	5	190.4	4	190.1	6	189.1	11	188.7	7	190.5
35	Adrian COVARRUBIAS	PM MOTORSPORT	Promo3	193.1	2	191.7	5	189.4	3	185.2	4	148.7	1	181.6
7	Xavi VIDAL	CUNA DE CAMPEONES	Promo3	192.8	7	189.4	2	189.1	6	188.7	5	186.8	4	189.4
25	Kyle PAYNE	CUNA DE CAMPEONES	Promo3	191.4	3	190.7	2	190.1	4	189.7	8	189.4	9	190.3
9	Elliot KASSIGIAN	CUNA DE CAMPEONES	Promo3	191.1	2	143.8	1							167.5
54	Jesus RIOS	MRE TALENT	Promo3	191.1	11	189.7	2	189.4	9	189.1	3	187.4	4	189.3



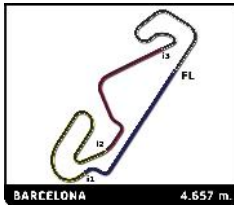
PreMoto3/Promo3

ESBK CIRCUIT DE BARCELONA-CATALUNYA

Entrenamiento Cronometrado

Fastest Lap Sequence

Elapsed	No	Rider	Team	Bike	Class	Time	Kph	Lap
4:26.355	44	Mark PEREZ	CUNA DE CAMPEONES	MIR RACING	Promo3	2:03.343	135.9	2
4:27.523	54	Jesus RIOS	MRE TALENT	CORSE	Promo3	2:00.345	139.3	2
4:30.754	11	David GONZALEZ	CUNA DE CAMPEONES	MIR RACING	Promo3	1:58.914	141.0	2
5:17.268	8	Marco GARCIA	IGAXTEAM	BEON	PreMoto3	1:56.242	144.2	2
8:41.162	73	Nuno G. RIBEIRO	LOUSAESTRADAS	BEON	PreMoto3	1:54.976	145.8	3
14:26.816	73	Nuno G. RIBEIRO	LOUSAESTRADAS	BEON	PreMoto3	1:54.710	146.2	6
16:21.451	73	Nuno G. RIBEIRO	LOUSAESTRADAS	BEON	PreMoto3	1:54.635	146.2	7



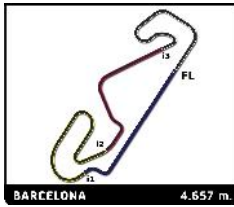
PreMoto3/Promo3

ESBK CIRCUIT DE BARCELONA-CATALUNYA

Entrenamiento Cronometrado

Sector Analysis

___ Invalidated Lap							■ Personal Best							■ Session Best							B Crossing the pit lane						
Lap	Time	Sector 1	Sector 2	Sector 3	Sector 4	T.Spd	Lap	Time	Sector 1	Sector 2	Sector 3	Sector 4	T.Spd	Lap	Time	Sector 1	Sector 2	Sector 3	Sector 4	T.Spd	Lap	Time	Sector 1	Sector 2	Sector 3	Sector 4	T.Spd
7 Xavi VIDAL ESP																											
CUNA DE CAMPEONES														MIR RACING													
1	2:24.428	43.911	38.565	26.095	35.857	148.3	10	2:00.204	22.447	35.578	24.547	37.632	205.1	10	2:00.204	22.447	35.578	24.547	37.632	205.1	10	2:00.204	22.447	35.578	37.632	205.1	
2	2:26.240B	23.936	42.499	26.721	53.084	189.4	11	1:57.169	22.527	35.540	24.518	34.584	204.0	11	1:57.169	22.527	35.540	24.518	34.584	204.0	11	1:57.169	22.527	35.540	34.584	204.0	
3	4:20.986	2:38.432	39.485	26.911	36.158	138.3	12	1:56.940	22.428	35.480	24.653	34.379	205.5	12	1:56.940	22.428	35.480	24.653	34.379	205.5	12	1:56.940	22.428	35.480	34.379	205.5	
4	2:01.419	23.800	36.540	25.620	35.459	186.8	13	1:57.146	22.521	35.500	24.594	34.531	206.7	13	1:57.146	22.521	35.500	24.594	34.531	206.7	13	1:57.146	22.521	35.500	34.531	206.7	
5	2:00.903	23.578	36.467	25.510	35.348	188.7																					
6	16:23.660B	23.523	36.784	25.452	...	189.1																					
7	2:00.836	23.392	36.716	25.569	35.159	192.8																					
8 Marco GARCIA ESP																											
IGAXTEAM														BEON													
1	3:21.026	1:39.782	36.150	24.566	40.528	161.1	10	2:00.204	22.447	35.578	24.547	37.632	205.1	10	2:00.204	22.447	35.578	24.547	37.632	205.1	10	2:00.204	22.447	35.578	37.632	205.1	
2	1:56.242	22.090	35.272	24.514	34.366	212.3	11	1:57.169	22.527	35.540	24.518	34.584	204.0	11	1:57.169	22.527	35.540	24.518	34.584	204.0	11	1:57.169	22.527	35.540	34.584	204.0	
3	2:00.786	23.215	37.386	25.021	35.164	207.5	12	1:56.940	22.428	35.480	24.653	34.379	205.5	12	1:56.940	22.428	35.480	24.653	34.379	205.5	12	1:56.940	22.428	35.480	34.379	205.5	
4	1:55.602	21.985	35.332	24.280	34.005	210.7	13	1:57.146	22.521	35.500	24.594	34.531	206.7	13	1:57.146	22.521	35.500	24.594	34.531	206.7	13	1:57.146	22.521	35.500	34.531	206.7	
5	2:13.346B	22.327	39.160	24.559	47.300	210.7																					
6	13:30.550	...	39.000	25.977	41.020	146.3																					
7	1:56.940	22.091	35.827	24.194	34.828	210.7																					
8	2:01.542	22.969	38.814	24.419	35.340	204.7																					
9	1:56.196	22.058	35.381	24.401	34.356	211.1																					
9 Elliot KASSIGIAN FRA																											
CUNA DE CAMPEONES														MIR RACING													
1	29:14.032	59.263	...	28.123	39.389	143.8	10	2:00.204	22.447	35.578	24.547	37.632	205.1	10	2:00.204	22.447	35.578	24.547	37.632	205.1	10	2:00.204	22.447	35.578	37.632	205.1	
2	2:08.268	24.872	39.550	26.758	37.088	191.1	11	1:57.169	22.527	35.540	24.518	34.584	204.0	11	1:57.169	22.527	35.540	24.518	34.584	204.0	11	1:57.169	22.527	35.540	34.584	204.0	
11 David GONZALEZ ESP																											
CUNA DE CAMPEONES														MIR RACING													
1	2:31.840	54.060	37.047	25.701	35.032	142.9	10	2:00.204	22.447	35.578	24.547	37.632	205.1	10	2:00.204	22.447	35.578	24.547	37.632	205.1	10	2:00.204	22.447	35.578	37.632	205.1	
2	1:58.914	23.130	36.047	25.427	34.310	194.5	11	1:57.169	22.527	35.540	24.518	34.584	204.0	11	1:57.169	22.527	35.540	24.518	34.584	204.0	11	1:57.169	22.527	35.540	34.584	204.0	
3	1:58.615	22.988	36.111	25.254	34.262	198.0	12	1:56.940	22.428	35.480	24.653	34.379	205.5	12	1:56.940	22.428	35.480	24.653	34.379	205.5	12	1:56.940	22.428	35.480	34.379	205.5	
4	2:02.677	22.962	37.585	26.279	35.851	196.6	13	1:57.146	22.521	35.500	24.594	34.531	206.7	13	1:57.146	22.521	35.500	24.594	34.531	206.7	13	1:57.146	22.521	35.500	34.531	206.7	
5	2:16.642B	23.318	36.157	25.598	51.569	189.7																					
6	3:01.928	1:25.557	36.229	25.424	34.718	143.6																					
7	1:59.509	23.456	36.030	25.268	34.755	189.1																					
8	1:59.266	23.407	36.211	25.370	34.278	188.4																					
9	1:59.180	23.365	35.884	25.517	34.414	189.1																					
10	1:59.202	23.470	36.019	25.266	34.447	187.4																					
11	1:59.296	23.448	36.209	25.187	34.452	187.4																					
12	1:59.670	23.623	36.113	25.386	34.548	185.8																					
13	1:58.452	23.232	35.822	24.994	34.404	190.1																					
14	1:58.338	23.192	35.783	24.958	34.405	190.4																					
15	1:58.382	23.154	35.940	25.069	34.219	191.7																					
14 Eduardo GUTIERREZ ESP																											
QRG MOTOR RACING														BEON													
1	3:21.189	1:41.621	36.543	24.971	38.054	161.3	10	2:00.204	22.447	35.578	24.547	37.632	205.1	10	2:00.204	22.447	35.578	24.547	37.632	205.1	10	2:00.204	22.447	35.578	37.632	205.1	
2	1:57.275	22.120	35.402	24.649	35.104	211.9	11	1:57.169	22.527	35.540	24.518	34.584	204.0	11	1:57.169	22.527	35.540	24.518	34.584	204.0	11	1:57.169	22.527	35.540	34.584	204.0	
3	1:57.782	22.342	36.190	24.718	34.532	209.5	12	1:56.940	22.428	35.480	24.653	34.379	205.5	12	1:56.940	22.428	35.480	24.653	34.379	205.5	12	1:56.940	22.428	35.480	34.379	205.5	
4	1:56.348	22.060	35.442	24.536	34.310	214.0	13	1:57.146	22.521	35.500	24.594	34.531	206.7	13	1:57.146	22.521	35.500	24.594	34.531	206.7	13	1:57.146	22.521	35.500	34.531	206.7	
5	1:55.989	22.172	35.356	24.285	34.176	209.9																					
6	2:20.911B	26.916	38.564	24.963	50.468	207.9																					
7	5:16.462	3:35.259	39.338	25.267	36.598	112.4																					
8	1:57.694	22.518	35.472	24.535	35.169	206.3																					
9	1:56.998	22.559	35.554	24.493	34.392	207.1																					
15 Martim M. RAMOS PRT																											
CUNA DE CAMPEONES														MIR RACING													
1	2:26.264	44.500	39.042	26.338	36.384	149.8	10	2:00.204	22.447	35.578	24.547	37.632	205.1	10	2:00.204	22.447	35.578	24.547	37.632	205.1	10	2:00.204	22.447	35.578	37.632	205.1	
2	2:06.171	23.658	40.563	26.254	35.696	193.8	11	1:57.169	22.527	35.540	24.518	34.584	204.0	11	1:57.169	22.527	35.540	24.518	34.584	204.0	11	1:57.169	22.527	35.540	34.584	204.0	
3	2:00.038	23.340	36.666	25.274	34.758	194.8	12	1:56.940	22.428	35.480	24.653	34.379	205.5	12	1:56.940	22.428	35.480	24.653	34.379	205.5	12	1:56.940	22.428	35.480	34.379	205.5	
4	2:00.603	23.118	36.267	25.201	36.017	199.9	13	1:57.146	22.521	35.500	24.594	34.531	206.7	13	1:57.146	22.521	35.500	24.594	34.531	206.7	13	1:57.146	22.521	35.500	34.531	206.7	
5	2:00.929	23.663	36.619	25.201	35.446	192.4																					
6	2:00.215	23.412	36.441	25.254	35.108	192.4																					
7	1:59.866	23.288	36.243	25.352	34.983	190.4																					
8	2:00.494	23.462	36.247	25.509	35.276	190.4																					
9	2:00.479	23.433	36.466	25.477	35.103	188.7																					
10	2:23.087B	24.534	39.326	27.530	51.697	188.4																					
11	4:58.449	3:17.677	37.69																								



PreMoto3/Promo3

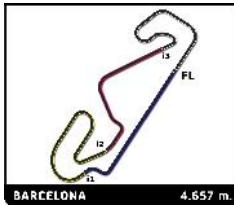
ESBK CIRCUIT DE BARCELONA-CATALUNYA

Entrenamiento Cronometrado

Sector Analysis

— Invalidated Lap ■ Personal Best ■ Session Best B Crossing the pit lane

Lap	Time	Sector 1	Sector 2	Sector 3	Sector 4	T.Sp	Lap	Time	Sector 1	Sector 2	Sector 3	Sector 4	T.Sp
6	1:58.025	22.493	35.683	25.340	34.509	205.5	4	2:10.385B	22.724	37.611	26.012	44.038	202.8
7	2:23.328B	23.059	36.102	25.240	58.927	202.8	5	13:20.746B	...	36.511	24.914	46.331	163.5
8	5:57.345	4:18.813	36.438	24.981	37.113	90.4	6	2:38.427	49.246	43.713	26.497	38.971	99.2
9	2:00.526	23.183	36.026	26.482	34.835	197.7	7	2:08.132B	22.887	35.973	25.182	44.090	203.6
10	1:58.531	22.749	36.160	25.006	34.616	198.4	8	2:16.485	39.451	36.263	24.972	35.799	162.8
11	1:58.320	23.039	36.044	24.688	34.549	199.9							
12	2:08.639B	22.676	35.778	24.647	45.538	199.5							
22	Ben R. AUSTIN					GBR	35	Adrian COVARRUBIAS					ESP
	AUSTIN RACING VHC LIQUI MOLY					BEON		PM MOTORSPORT					MIR RACING
1	3:35.087	1:55.760	38.167	25.625	35.535	153.8	1	2:24.933	45.031	37.912	25.779	36.211	148.7
2	2:00.372	22.701	36.437	25.334	35.900	210.7	2	2:02.957	23.558	39.348	25.274	34.777	193.1
3	1:59.659	22.741	36.731	25.066	35.121	206.3	3	1:59.713	23.232	36.454	25.333	34.694	189.4
4	2:11.287B	22.815	36.903	26.676	44.893	205.1	4	2:04.871	24.215	38.198	26.268	36.190	185.2
5	13:13.296	...	37.776	25.561	37.227	152.7	5	1:59.322	23.260	35.881	25.425	34.756	191.7
6	2:02.581	23.454	37.628	25.630	35.869	199.5							
7	2:12.709B	23.522	36.850	25.605	46.732	195.9							
8	2:22.286	41.770	37.444	26.346	36.726	156.2							
9	2:06.220	27.805	37.676	25.140	35.599	197.7							
24	Jayant CHOTE					NLD	37	Montague J. AMER					GBR
	CUNA DE CAMPEONES					MIR RACING		AUSTIN RACING VHC LIQUI MOLY					BEON
1	2:27.113	44.850	39.304	26.436	36.523	147.5	1	2:30.035	46.179	39.823	26.638	37.395	148.7
2	2:02.633	24.095	37.273	25.621	35.644	190.4	2	2:04.653	23.634	37.734	26.559	36.726	200.2
3	2:00.982	23.851	36.829	25.230	35.072	190.7	3	2:03.889	23.287	37.688	26.099	36.815	201.7
4	2:01.947	23.218	37.040	25.664	36.025	196.2	4	2:06.827	24.432	39.099	26.327	36.969	198.0
5	2:00.175	23.380	36.540	25.330	34.925	183.6	5	2:34.631B	28.374	43.921	28.920	53.416	196.6
6	2:22.822B	23.390	36.504	25.600	57.328	192.4	6	7:39.528B	5:42.282	39.080	26.490	51.676	122.4
7	6:56.667	5:18.659	37.042	25.744	35.222	113.4	7	2:59.127	1:19.043	37.488	25.941	36.655	119.5
8	2:01.157	23.731	36.904	25.489	35.033	189.1	8	2:03.942	23.604	37.406	26.146	36.786	198.0
9	2:00.934	23.730	36.881	25.328	34.995	187.4	9	2:03.967	23.869	37.620	25.896	36.582	193.1
10	2:01.980	23.817	36.660	25.399	36.104	186.2	10	2:09.863	23.891	38.334	27.274	40.364	195.5
11	2:00.798	23.599	36.779	25.353	35.067	188.4	11	2:04.555	24.272	37.818	26.033	36.432	188.7
12	2:00.876	23.939	36.542	25.425	34.970	188.1							
13	2:00.315	23.450	36.517	25.325	35.023	194.1							
25	Kyle PAYNE					GBR	41	Yvonne CERPA					ESP
	CUNA DE CAMPEONES					MIR RACING		IGAXTEAM					BEON
1	2:43.578	56.147	41.668	27.690	38.073	150.4	1	3:19.978	1:36.946	37.345	24.782	40.905	155.1
2	2:07.217	24.293	39.048	26.637	37.239	190.7	2	1:57.522	22.708	35.863	24.629	34.322	204.7
3	2:05.827	24.098	38.631	26.326	36.772	191.4	3	1:58.244	22.974	36.322	24.572	34.376	207.5
4	2:05.234	23.984	38.151	26.197	36.902	190.1	4	2:00.841	23.042	37.870	24.715	35.214	201.3
5	2:19.023B	24.142	38.456	26.534	49.891	189.4	5	2:09.982B	22.328	35.529	24.717	47.408	208.3
6	4:25.763	2:42.137	39.184	26.671	37.771	116.5	6	13:28.652	...	38.880	25.584	38.633	143.8
7	2:06.402	24.852	38.789	26.189	36.572	187.8	7	1:59.656	24.251	36.455	24.445	34.505	180.3
8	2:05.263	24.174	38.191	26.276	36.622	189.7	8	2:00.742	22.629	37.524	25.516	35.073	206.7
9	2:04.292	23.998	37.902	25.976	36.416	189.4	9	1:56.919	22.334	35.631	24.353	34.601	207.5
10	2:04.707	24.069	38.045	25.867	36.726	188.4							
11	2:04.017	24.120	37.688	25.851	36.358	187.1							
12	2:04.731	24.054	37.888	26.116	36.673	187.4							
13	2:04.822	24.127	38.022	26.082	36.591	188.4							
34	Eitan G. GRAS					URY	44	Mark PEREZ					ESP
	AUSTIN RACING VHC LIQUI MOLY					BEON		CUNA DE CAMPEONES					MIR RACING
1	3:34.838	1:55.608	38.146	25.512	35.572	154.7	1	2:23.012	42.478	38.398	26.333	35.803	145.3
2	2:00.528	22.808	36.333	25.458	35.929	205.1	2	2:03.343	24.275	37.458	26.142	35.468	184.6
3	1:59.440	22.598	36.644	25.080	35.118	205.5	3	2:02.122	23.924	37.313	25.813	35.072	186.5
							4	2:04.467	23.719	38.423	25.955	36.370	190.4
							5	2:00.962	23.469	36.638	25.597	35.258	194.1
							6	2:01.228	23.921	36.933	25.437	34.937	190.1
							7	2:20.006B	23.635	36.869	25.635	53.867	188.7
							8	5:04.611	3:22.969	38.532	26.586	36.524	145.9
							9	2:20.715B	23.976	37.505	27.647	51.587	186.2
							10	3:26.214	1:38.152	38.750	26.723	42.589	149.5
							11	2:01.754	23.801	36.840	25.928	35.185	189.1
							12	2:01.791	24.061	36.882	25.798	35.050	185.2
							13	2:01.767	23.866	36.780	25.944	35.177	188.1



PreMoto3/Promo3

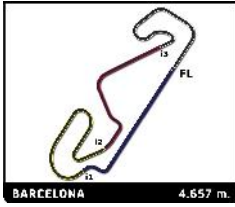
ESBK CIRCUIT DE BARCELONA-CATALUNYA

Entrenamiento Cronometrado

Sector Analysis

— Invalidated Lap ■ Personal Best ■ Session Best B Crossing the pit lane

Lap	Time	Sector 1	Sector 2	Sector 3	Sector 4	T.Sp	Lap	Time	Sector 1	Sector 2	Sector 3	Sector 4	T.Sp
49 Xavier MARTINEZ ESP CUNA DE CAMPEONES MIR RACING													
1	2:32.443	54.236	36.977	25.740	35.490	148.1							
2	2:00.386	23.145	35.942	26.193	35.106	195.2							
3	1:59.118	23.066	36.449	25.154	34.449	196.2							
4	2:00.598	23.299	35.939	25.501	35.859	192.4							
5	1:59.752	23.056	36.120	25.601	34.975	194.1							
6	1:59.982	23.523	36.306	25.259	34.894	189.7							
7	2:22.208B	23.417	36.924	25.723	56.144	189.4							
8	7:01.292	5:23.465	37.100	25.446	35.281	119.9							
9	2:00.484	23.668	36.500	25.265	35.051	187.8							
10	2:00.488	23.684	36.127	25.419	35.258	186.5							
11	2:22.265B	23.391	36.368	25.450	57.056	186.8							
12	3:16.548	1:36.259	37.872	26.098	36.319	105.6							
73 Nuno G. RIBEIRO PRT LOUSAESTRADAS BEON													
1	3:31.699B	1:36.615	37.091	24.876	53.117	154.0							
2	3:14.487	1:40.563	35.606	24.373	33.945	164.7							
3	1:54.976	22.091	35.064	24.232	33.589	209.1							
4	1:55.016	22.027	35.249	24.098	33.642	211.5							
5	1:55.928	21.957	35.269	24.127	34.575	211.9							
6	1:54.710	22.118	34.773	24.178	33.641	206.7							
7	1:54.635	22.193	34.814	24.036	33.592	207.1							
8	2:16.350B	22.891	38.573	25.416	49.470	205.9							
9	7:14.842	5:27.137	42.730	28.406	36.569	92.2							
10	1:57.551	22.359	36.364	24.580	34.248	205.1							
11	1:58.262	22.276	35.951	25.198	34.837	209.1							
12	1:57.644	22.969	35.343	24.725	34.607	198.8							
54 Jesus RIOS ESP MRE TALENT CORSE													
1	2:27.178	45.528	39.685	26.192	35.773	148.5							
2	2:00.345	23.445	36.451	25.587	34.862	189.7							
3	2:00.131	23.458	36.357	25.482	34.834	189.1							
4	2:14.913B	23.683	39.149	25.752	46.329	187.4							
5	2:52.133	1:13.517	36.996	26.069	35.551	136.4							
6	2:13.709B	24.676	38.435	26.145	44.453	183.3							
7	9:07.686	7:25.909	36.938	26.648	38.191	128.5							
8	2:00.290	23.733	36.553	25.401	34.603	186.2							
9	1:59.194	23.245	36.284	25.188	34.477	189.4							
10	1:59.973	23.417	36.216	25.467	34.873	186.8							
11	2:11.464B	23.147	36.562	25.744	46.011	191.1							
94 Marc AGUILAR ESP QRG MOTOR RACING BEON													
1	3:35.857	1:57.541	37.521	25.532	35.263	154.4							
2	1:59.460	22.579	35.969	25.178	35.734	208.3							
3	1:59.505	23.017	36.379	25.115	34.994	205.5							
4	17:21.132B	22.866	36.832	...	39.520	201.7							
5	1:58.488	22.753	36.027	24.825	34.883	200.6							
6	1:58.412	23.048	35.860	24.673	34.831	202.8							
7	1:57.693	22.622	35.683	24.644	34.744	202.1							
98 Mika SIEBDRATH DEU CUNA DE CAMPEONES MIR RACING													
1	2:27.387	45.697	38.737	26.375	36.578	150.8							
2	2:02.543	23.612	37.786	25.686	35.459	193.1							
3	2:00.493	23.332	36.395	25.537	35.229	195.2							
4	2:02.800	23.257	37.117	26.315	36.111	196.2							
5	2:01.184	23.846	36.587	25.442	35.309	194.5							
6	2:01.436	23.748	36.796	25.395	35.497	189.7							
7	2:00.685	23.332	36.625	25.523	35.205	198.4							
8	2:00.351	23.443	36.393	25.380	35.135	194.1							
9	2:22.427B	23.463	36.502	25.975	56.487	193.1							
57 Ruben ROMERO ESP ILUSION TEAM BEON													
1	3:21.428	1:41.096	38.893	25.966	35.473	158.0							
2	1:57.675	22.043	35.719	24.809	35.104	213.6							
3	1:56.870	22.030	35.806	24.721	34.313	214.4							
4	2:00.411	22.933	36.588	25.039	35.851	205.1							
5	1:58.068	22.706	35.720	24.545	35.097	205.1							
6	2:00.027	22.650	36.813	25.407	35.157	205.1							
7	2:09.250B	22.605	36.827	25.248	44.570	205.1							
8	7:35.930	5:57.518	37.081	24.963	36.368	162.3							
9	2:14.974B	23.594	38.002	25.560	47.818	202.5							
58 Jose L. ARMARIO ESP GM FUEL-VRC TEAM MIR RACING													
1	4:19.823	2:39.497	38.371	24.840	37.115	140.1							
2	1:56.614	22.549	35.483	24.463	34.119	204.7							
3	1:56.346	22.487	35.472	24.308	34.079	204.7							
4	1:56.295	22.646	35.285	24.442	33.922	202.8							
5	1:56.237	22.628	35.219	24.428	33.962	202.1							
6	1:56.718	22.497	35.209	24.433	34.579	201.7							
7	2:11.245B	22.694	35.608	24.710	48.233	200.6							
8	6:51.771B	5:02.243	37.103	24.864	47.561	108.5							
9	2:40.920	53.040	45.788	26.717	35.375	124.7							
10	2:06.657B	22.559	35.716	24.653	43.729	201.0							
11	2:18.006	42.176	35.888	24.578	35.364	150.6							

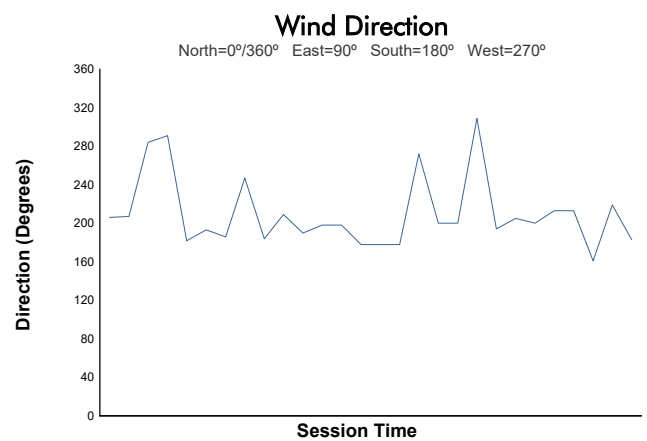
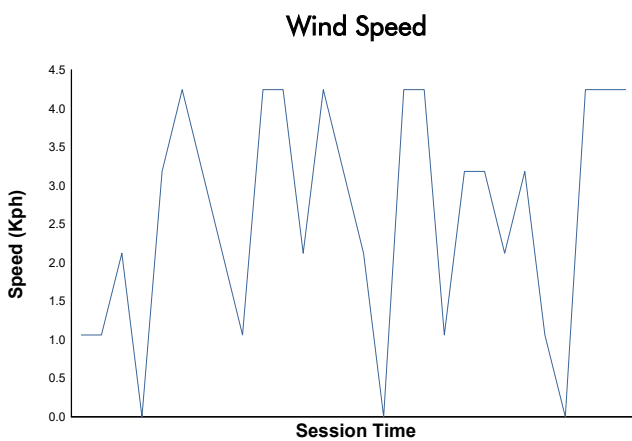
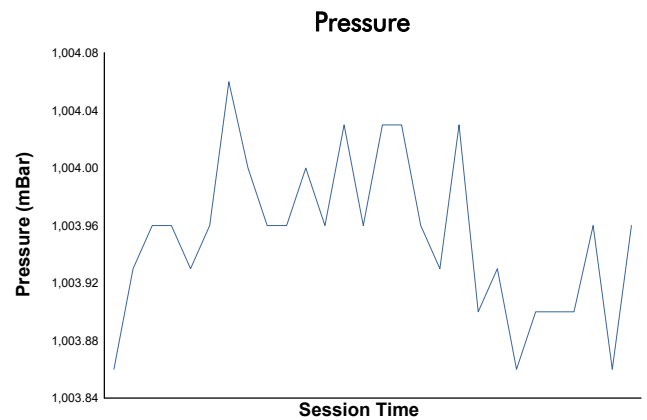
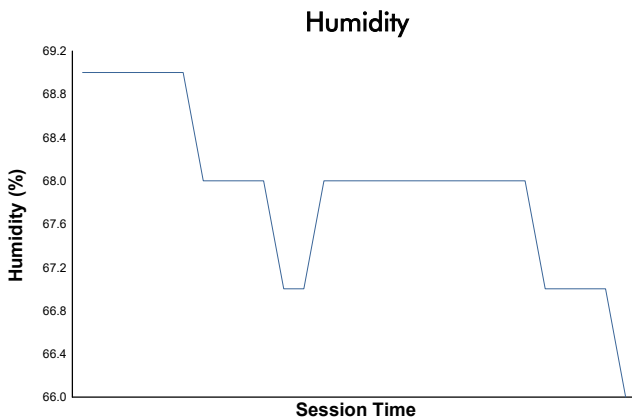
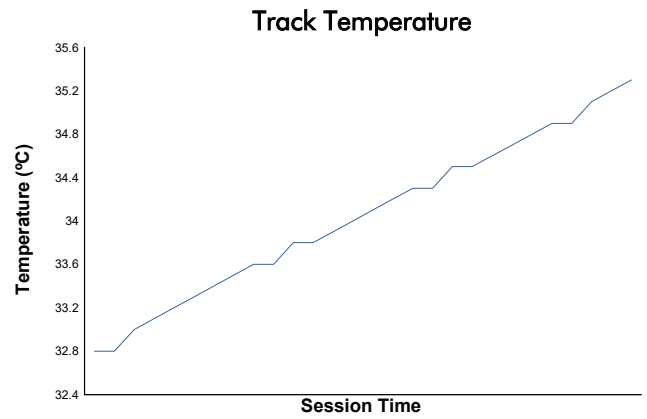
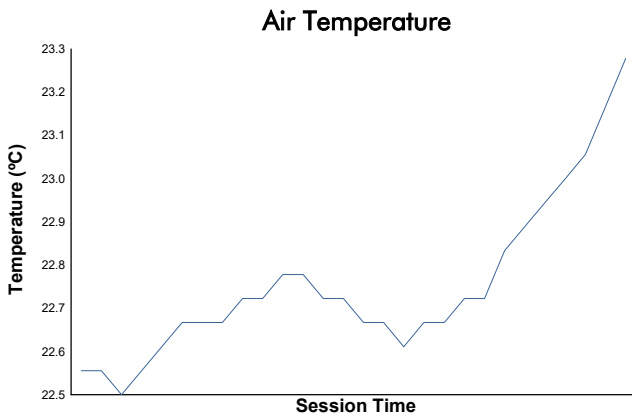


ESBK CIRCUIT DE BARCELONA-CATALUNYA

PreMoto3/Promo3

Entrenamiento Cronometrado

Weather Report



Track Status: **DRY**

