



PreMoto3/Promo3

ESBK CIRCUIT DE BARCELONA-CATALUNYA

Carrera 2 (12 Laps, 55.9 km.)

Classification

No	Rider	Nat	Team	Bike	Tires	Cl.	Laps	Total Time	Gap	Kph	Best Lap		
											Lap	Time	Kph
1	73 Nuno G. RIBEIRO	PRT	LOUSAESTRADAS	BEON	DUNLOP	PreMoto3	12	23:10.676	-	144.7	2	1:54.941	145.9
2	14 Eduardo GUTIERREZ	ESP	QRG MOTOR RACING	BEON	DUNLOP	PreMoto3	12	23:15.073	+4.397	144.2	5	1:54.983	145.8
3	18 Pablo OLIVARES	ESP	GM FUEL-VRC TEAM	MIR RACING	DUNLOP	PreMoto3	12	23:15.144	+4.468	144.2	9	1:55.305	145.4
4	16 Alvaro FUERTES	ESP	FUERTES TEAM	BEON	DUNLOP	PreMoto3	12	23:17.616	+6.940	143.9	5	1:54.922	145.9
5	94 Marc AGUILAR	ESP	QRG MOTOR RACING	BEON	DUNLOP	PreMoto3	12	23:25.159	+14.483	143.2	5	1:55.720	144.9
6	41 Yvonne CERPA	ESP	IGAXTEAM	BEON	DUNLOP	PreMoto3	12	23:25.195	+14.519	143.2	5	1:55.872	144.7
7	58 Jose L. ARMARIO	ESP	GM FUEL-VRC TEAM	MIR RACING	DUNLOP	PreMoto3	12	23:25.302	+14.626	143.2	5	1:55.749	144.8
8	11 David GONZALEZ	ESP	CUNA DE CAMPEONES	MIR RACING	DUNLOP	PreMoto3	12	23:40.759	+30.083	141.6	2	1:56.971	143.3
9	57 Ruben ROMERO	ESP	ILUSION TEAM	BEON	DUNLOP	PreMoto3	12	23:42.158	+31.482	141.5	2	1:56.597	143.8
10	54 Jesus RIOS	ESP	MRE TALENT	CORSE	DUNLOP	Promo3	12	23:54.877	+44.201	140.2	3	1:57.759	142.4
11	15 Martim M. RAMOS	PRT	CUNA DE CAMPEONES	MIR RACING	DUNLOP	Promo3	12	23:58.853	+48.177	139.8	5	1:58.617	141.3
12	49 Xavier MARTINEZ	ESP	CUNA DE CAMPEONES	MIR RACING	DUNLOP	Promo3	12	24:00.968	+50.292	139.6	4	1:58.921	141.0
13	98 Mika SIEBRATH	DEU	CUNA DE CAMPEONES	MIR RACING	DUNLOP	Promo3	12	24:12.001	+1:01.325	138.6	2	2:00.104	139.6
14	24 Jayant CHOTE	NLD	CUNA DE CAMPEONES	MIR RACING	DUNLOP	Promo3	12	24:12.059	+1:01.383	138.5	5	1:59.986	139.7
15	44 Mark PEREZ	ESP	CUNA DE CAMPEONES	MIR RACING	DUNLOP	Promo3	12	24:23.081	+1:12.405	137.5	3	2:00.769	138.8
16	37 Montague J. AMER	GBR	AUSTIN RACING VHC LIQUI MOLY	BEON	DUNLOP	Promo3	12	24:23.249	+1:12.573	137.5	6	2:00.619	139.0
17	9 Elliot KASSIGIAN	FRA	CUNA DE CAMPEONES	MIR RACING	DUNLOP	Promo3	12	24:34.229	+1:23.553	136.5	3	2:01.165	138.4
18	22 Ben R. AUSTIN	GBR	AUSTIN RACING VHC LIQUI MOLY	BEON	DUNLOP	PreMoto3	12	24:34.530	+1:23.854	136.4	2	1:57.259	143.0
19	25 Kyle PAYNE	GBR	CUNA DE CAMPEONES	MIR RACING	DUNLOP	Promo3	12	25:13.437	+2:02.761	132.9	8	2:05.034	134.1
20	34 Eitan G. GRAS	URY	AUSTIN RACING VHC LIQUI MOLY	BEON	DUNLOP	PreMoto3	9	24:06.949	3 Laps	104.3	7	1:59.574	140.2

Retired

8	Marco GARCIA	ESP	IGAXTEAM	BEON	DUNLOP	PreMoto3	11	21:27.528			5	1:55.840	144.7
7	Xavi VIDAL	ESP	CUNA DE CAMPEONES	MIR RACING	DUNLOP	Promo3	10	19:59.636			5	1:58.648	141.3
35	Adrian COVARRUBIAS	ESP	PM MOTORSPORT	MIR RACING	DUNLOP	Promo3	6	11:53.106			2	1:57.260	143.0
21	Mathis FARGIER	FRA	JFJ RACING TEAM		DUNLOP	PreMoto3							

Pole Position:

Nuno G. RIBEIRO

1:54.635

146.2 Kph

Fastest Lap:

Lap5

Alvaro FUERTES

1:54.922

145.9 Kph

Published at:

Track Status: **DRY**

Race Director:	Timekeeper: Denís del Pozo López 565410-B
-----------------------	--



PreMoto3/Promo3

ESBK CIRCUIT DE BARCELONA-CATALUNYA

Carrera 2

Classification by Class

No Rider	Nat	Team	Bike	Time	Lap Total	Gap	Kph
PreMoto3							
1	73	Nuno G. RIBEIRO	PRT LOUSAESTRADAS	BEON	1:54.941	2 12	145.9
2	14	Eduardo GUTIERREZ	ESP QRG MOTOR RACING	BEON	1:54.983	5 12 +4.397	+4.397 145.8
3	18	Pablo OLIVARES	ESP GM FUEL-VRC TEAM	MIR RACING	1:55.305	9 12 +4.468	+0.071 145.4
4	16	Alvaro FUERTES	ESP FUERTES TEAM	BEON	1:54.922	5 12 +6.940	+2.472 145.9
5	94	Marc AGUILAR	ESP QRG MOTOR RACING	BEON	1:55.720	5 12 +14.483	+7.543 144.9
6	41	Yvonne CERPA	ESP IGAXTEAM	BEON	1:55.872	5 12 +14.519	+0.036 144.7
7	58	Jose L. ARMARIO	ESP GM FUEL-VRC TEAM	MIR RACING	1:55.749	5 12 +14.626	+0.107 144.8
8	57	Ruben ROMERO	ESP ILUSION TEAM	BEON	1:56.597	2 12 +31.482	+16.856 143.8
9	22	Ben R. AUSTIN	GBR AUSTIN RACING VHC LIQUI MOLY	BEON	1:57.259	2 12+1'23.854	+52.372 143.0
10	34	Eitan G. GRAS	URY AUSTIN RACING VHC LIQUI MOLY	BEON	1:59.574	7 9 3 Laps	3 Laps 140.2
Retired							
8	Marco GARCIA	ESP IGAXTEAM	BEON	1:55.840	5 11		144.7
21	Mathis FARGIER	FRA JFJ RACING TEAM					
Promo3							
1	11	David GONZALEZ	ESP CUNA DE CAMPEONES	MIR RACING	1:56.971	2 12	143.3
2	54	Jesus RIOS	ESP MRE TALENT	CORSE	1:57.759	3 12 +14.118	+14.118 142.4
3	15	Martim M. RAMOS	PRT CUNA DE CAMPEONES	MIR RACING	1:58.617	5 12 +18.094	+3.976 141.3
4	49	Xavier MARTINEZ	ESP CUNA DE CAMPEONES	MIR RACING	1:58.921	4 12 +20.209	+2.115 141.0
5	98	Mika SIEBDRATH	DEU CUNA DE CAMPEONES	MIR RACING	2:00.104	2 12 +31.242	+11.033 139.6
6	24	Jayant CHOTE	NLD CUNA DE CAMPEONES	MIR RACING	1:59.986	5 12 +31.300	+0.058 139.7
7	44	Mark PEREZ	ESP CUNA DE CAMPEONES	MIR RACING	2:00.769	3 12 +42.322	+11.022 138.8
8	37	Montague J. AMER	GBR AUSTIN RACING VHC LIQUI MOLY	BEON	2:00.619	6 12 +42.490	+0.168 139.0
9	9	Elliot KASSIGIAN	FRA CUNA DE CAMPEONES	MIR RACING	2:01.165	3 12 +53.470	+10.980 138.4
10	25	Kyle PAYNE	GBR CUNA DE CAMPEONES	MIR RACING	2:05.034	8 12+1'32.678	+39.208 134.1
Retired							
7	Xavi VIDAL	ESP CUNA DE CAMPEONES	MIR RACING	1:58.648	5 10		141.3
35	Adrian COVARRUBIAS	ESP PM MOTORSPORT	MIR RACING	1:57.260	2 6		143.0

Published at:

Track Status: **DRY**

Race Director:	Timekeeper: Denís del Pozo López 565410-B
-----------------------	--



PreMoto3/Promo3

ESBK CIRCUIT DE BARCELONA-CATALUNYA

Carrera 2 (12 Laps, 55.9 km.)

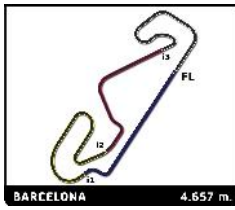
Classification by Group

No	Rider	Nat	Team	Bike	Laps	Total Time	Gap	Kph	Best Lap			
									Lap	Time	Kph	
C												
1	11 David GONZALEZ	ESP	CUNA DE CAMPEONES	MIR RACING	12	23:40.759		141.6	2	1:56.971	143.3	
2	15 Martim M. RAMOS	PRT	CUNA DE CAMPEONES	MIR RACING	12	23:58.853	+18.094	139.8	5	1:58.617	141.3	
3	49 Xavier MARTINEZ	ESP	CUNA DE CAMPEONES	MIR RACING	12	24:00.968	+20.209	139.6	4	1:58.921	141.0	
4	98 Mika SIEBDRATH	DEU	CUNA DE CAMPEONES	MIR RACING	12	24:12.001	+31.242	138.6	2	2:00.104	139.6	
5	24 Jayant CHOTE	NLD	CUNA DE CAMPEONES	MIR RACING	12	24:12.059	+31.300	138.5	5	1:59.986	139.7	
6	44 Mark PEREZ	ESP	CUNA DE CAMPEONES	MIR RACING	12	24:23.081	+42.322	137.5	3	2:00.769	138.8	
7	9 Elliot KASSIGIAN	FRA	CUNA DE CAMPEONES	MIR RACING	12	24:34.229	+53.470	136.5	3	2:01.165	138.4	
8	25 Kyle PAYNE	GBR	CUNA DE CAMPEONES	MIR RACING	12	25:13.437	+1'32.678	132.9	8	2:05.034	134.1	
Retired												
7	Xavi VIDAL	ESP	CUNA DE CAMPEONES	MIR RACING	10	19:59.636	2 Laps		5	1:58.648	141.3	

Published at:

Track Status: **DRY**

Race Director:	Timekeeper: Denís del Pozo López 565410-B
-----------------------	--



PreMoto3/Promo3

ESBK CIRCUIT DE BARCELONA-CATALUNYA

Carrera 2

Lap Chart

No	Pos	Grid	Lap													
			1	2	3	4	5	6	7	8	9	10	11	12		
73	1	73	16	73	73	73	73	73	73	73	73	73	73	73	73	73
16	2	16	73	16	16	14	14	14	14	14	14	14	14	14	14	14
18	3	18	8	41	18	16	16	16	16	16	16	16	18	18	18	18
8	4	8	14	8	8	18	18	18	18	18	18	18	16	16	16	16
41	5	41	41	18	14	8	8	8	8	8	8	8	8	8	8	94
14	6	14	18	57	41	41	94	41	58	41	41	94	41	41	41	41
58	7	58	57	14	58	94	41	58	94	94	58	58	94	58	58	58
11	8	11	94	94	57	58	58	94	41	58	94	41	58	11	11	11
21	9	21	54	58	94	11	57	57	57	57	57	11	11	57	57	57
57	10	57	58	22	11	54	54	11	11	11	11	57	57	54	54	54
94	11	94	22	54	22	57	11	54	54	54	54	54	54	15	15	15
49	12	49	35	11	35	35	35	35	49	7	49	7	15	49	49	49
54	13	54	11	35	54	49	49	7	15	49	15	15	49	98	98	98
35	14	35	49	49	15	15	15	49	7	15	7	49	24	24	24	24
34	15	34	34	15	49	7	7	15	98	24	98	98	98	44	44	44
22	16	22	24	7	7	98	98	98	24	98	24	24	44	37	37	37
15	17	15	15	24	98	24	24	24	44	44	44	44	44	9	9	9
24	18	24	7	98	24	44	44	44	37	37	37	37	9	22	22	22
98	19	98	98	9	9	9	9	37	9	9	9	9	22	25	25	25
7	20	7	9	37	44	37	37	9	22	22	22	22	25	25	25	25
44	21	44	37	44	37	25	25	22	25	25	25	25	25	25	25	25
37	22	37	44	25	25	22	22	25	34	34	34	34	34	34	34	34
25	23	25	25	34	34	34	34	34	34	34	34	34	34	34	34	34
9	24	9														



PreMoto3/Promo3

ESBK CIRCUIT DE BARCELONA-CATALUNYA

Carrera 2

Best Sector Times

Sector 1		Sector 2		Sector 3		Sector 4		Pos	No	Ideal Lap	Best Lap	
Pos	No Rider	Time	No Rider	Time	No Rider	Time	No Rider					Time
1	94 M.AGUILAR	21.711	14 E.GUTIERREZ	34.839	18 P.OLIVARES	24.096	73 N.RIBEIRO	33.609	1	18	1:54.690	1:55.305 (4)
2	14 E.GUTIERREZ	21.872	18 P.OLIVARES	34.975	16 A.FUERTES	24.101	18 P.OLIVARES	33.715	2	14	1:54.788	1:54.983 (3)
3	16 A.FUERTES	21.895	16 A.FUERTES	34.986	73 N.RIBEIRO	24.109	14 E.GUTIERREZ	33.824	3	16	1:54.851	1:54.922 (1)
4	18 P.OLIVARES	21.904	73 N.RIBEIRO	35.022	94 M.AGUILAR	24.134	16 A.FUERTES	33.869	4	73	1:54.870	1:54.941 (2)
5	22 B.AUSTIN	21.951	41 Y.CERPA	35.271	41 Y.CERPA	24.173	58 J.ARMARIO	33.872	5	94	1:55.291	1:55.720 (5)
6	41 Y.CERPA	21.952	94 M.AGUILAR	35.280	14 E.GUTIERREZ	24.253	54 J.RIOS	34.006	6	58	1:55.494	1:55.749 (6)
7	8 M.GARCIA	21.959	8 M.GARCIA	35.336	58 J.ARMARIO	24.274	11 D.GONZALEZ	34.038	7	41	1:55.525	1:55.872 (8)
8	58 J.ARMARIO	22.011	58 J.ARMARIO	35.337	8 M.GARCIA	24.282	8 M.GARCIA	34.093	8	8	1:55.670	1:55.840 (7)
9	57 R.ROMERO	22.107	35 A.COVARRUBIAS	35.412	57 R.ROMERO	24.300	35 A.COVARRUBIAS	34.111	9	57	1:56.201	1:56.597 (9)
10	73 N.RIBEIRO	22.130	11 D.GONZALEZ	35.471	34 E.GRAS	24.572	41 Y.CERPA	34.129	10	11	1:56.426	1:56.971 (10)
11	11 D.GONZALEZ	22.212	54 J.RIOS	35.621	11 D.GONZALEZ	24.705	57 R.ROMERO	34.162	11	22	1:56.585	1:57.259 (11)
12	35 A.COVARRUBIAS	22.354	57 R.ROMERO	35.632	22 B.AUSTIN	24.713	94 M.AGUILAR	34.166	12	35	1:56.732	1:57.260 (12)
13	34 E.GRAS	22.406	22 B.AUSTIN	35.646	54 J.RIOS	24.767	22 B.AUSTIN	34.275	13	54	1:56.982	1:57.759 (13)
14	54 J.RIOS	22.588	34 E.GRAS	35.732	35 A.COVARRUBIAS	24.855	7 X.VIDAL	34.460	14	34	1:57.456	1:59.574 (17)
15	7 X.VIDAL	22.668	15 M.RAMOS	35.984	7 X.VIDAL	24.911	15 M.RAMOS	34.475	15	7	1:58.034	1:58.648 (15)
16	15 M.RAMOS	22.723	7 X.VIDAL	35.995	49 X.MARTINEZ	24.963	49 X.MARTINEZ	34.505	16	15	1:58.209	1:58.617 (14)
17	37 M.AMER	22.930	49 X.MARTINEZ	36.047	15 M.RAMOS	25.027	34 E.GRAS	34.746	17	49	1:58.593	1:58.921 (16)
18	98 M.SIEBDRATH	22.955	98 M.SIEBDRATH	36.303	24 J.CHOTE	25.389	24 J.CHOTE	34.890	18	98	1:59.584	2:00.104 (19)
19	49 X.MARTINEZ	23.078	24 J.CHOTE	36.412	98 M.SIEBDRATH	25.390	44 M.PEREZ	34.916	19	24	1:59.838	1:59.986 (18)
20	24 J.CHOTE	23.147	44 M.PEREZ	36.480	37 M.AMER	25.443	98 M.SIEBDRATH	34.936	20	44	2:00.060	2:00.769 (21)
21	44 M.PEREZ	23.211	37 M.AMER	36.596	44 M.PEREZ	25.453	37 M.AMER	35.285	21	37	2:00.254	2:00.619 (20)
22	9 E.KASSIGIAN	23.216	9 E.KASSIGIAN	36.737	9 E.KASSIGIAN	25.511	9 E.KASSIGIAN	35.537	22	9	2:01.001	2:01.165 (22)
23	25 K.PAYNE	23.910	25 K.PAYNE	37.800	25 K.PAYNE	26.098	25 K.PAYNE	36.882	23	25	2:04.690	2:05.034 (23)



PreMoto3/Promo3

ESBK CIRCUIT DE BARCELONA-CATALUNYA

Carrera 2

Best Top Speed

No Rider	Team	Class	Top 1		Top 2		Top 3		Top 4		Top 5			
			Kph	Lap	Kph	Lap	Kph	Lap	Kph	Lap	Kph	Lap	Avg	
14	Eduardo GUTIERREZ	QRG MOTOR RACING	PreMoto3	218.8	3	210.3	4	209.5	7	208.7	6	208.3	8	211.1
22	Ben R. AUSTIN	AUSTIN RACING VHC LIQUI MOLY	PreMoto3	214.4	2	210.7	3	207.5	4	205.9	6	202.8	8	208.3
58	Jose L. ARMARIO	GM FUEL-VRC TEAM	PreMoto3	214.4	5	214.0	3	212.8	2	211.5	6	209.9	7	212.5
94	Marc AGUILAR	QRG MOTOR RACING	PreMoto3	214.4	7	212.8	4	212.8	2	212.3	3	211.1	5	212.7
57	Ruben ROMERO	ILUSION TEAM	PreMoto3	214.0	2	211.1	3	207.1	4	205.1	6	204.4	11	208.3
16	Alvaro FUERTES	FUERTES TEAM	PreMoto3	212.8	6	212.3	10	212.3	5	211.1	8	209.9	12	211.7
18	Pablo OLIVARES	GM FUEL-VRC TEAM	PreMoto3	211.1	10	208.3	5	207.5	2	205.5	3	205.1	11	207.5
34	Eitan G. GRAS	AUSTIN RACING VHC LIQUI MOLY	PreMoto3	211.1	2	204.0	8	203.6	9	198.4	5	187.1	7	200.8
8	Marco GARCIA	IGAXTEAM	PreMoto3	210.7	6	210.3	5	208.7	3	207.9	4	207.5	2	209.0
41	Yvonne CERPA	IGAXTEAM	PreMoto3	209.5	2	208.7	5	207.9	6	207.9	3	206.7	8	208.1
73	Nuno G. RIBEIRO	LOUSAESTRADAS	PreMoto3	205.9	10	205.5	9	205.5	3	205.1	4	204.7	6	205.3
44	Mark PEREZ	CUNA DE CAMPEONES	Promo3	204.7	3	197.3	2	196.2	4	188.7	6	187.8	9	194.9
98	Mika SIEBDRATH	CUNA DE CAMPEONES	Promo3	204.4	2	199.1	3	195.2	4	192.8	12	192.8	6	196.9
37	Montague J. AMER	AUSTIN RACING VHC LIQUI MOLY	Promo3	203.2	2	200.6	4	199.9	6	199.5	9	198.4	5	200.3
7	Xavi VIDAL	CUNA DE CAMPEONES	Promo3	202.8	2	197.7	5	197.0	3	192.8	4	191.4	10	196.3
11	David GONZALEZ	CUNA DE CAMPEONES	Promo3	202.1	3	201.3	2	197.7	4	192.8	8	191.4	10	197.1
15	Martim M. RAMOS	CUNA DE CAMPEONES	Promo3	202.1	2	199.1	3	198.4	9	198.0	5	195.5	4	198.6
35	Adrian COVARRUBIAS	PM MOTORSPORT	Promo3	201.7	4	200.6	3	196.2	5	193.1	2	190.4	6	196.4
54	Jesus RIOS	MRE TALENT	Promo3	199.9	4	198.8	2	194.1	3	193.8	8	190.7	5	195.5
24	Jayant CHOTE	CUNA DE CAMPEONES	Promo3	199.5	4	195.5	5	194.8	2	192.1	3	190.7	8	194.5
9	Elliot KASSIGIAN	CUNA DE CAMPEONES	Promo3	197.0	6	194.5	2	194.1	3	193.5	8	193.5	5	194.5
49	Xavier MARTINEZ	CUNA DE CAMPEONES	Promo3	196.6	4	194.1	8	194.1	2	193.1	11	191.7	6	193.9
25	Kyle PAYNE	CUNA DE CAMPEONES	Promo3	191.4	3	191.1	4	191.1	2	190.1	6	189.7	8	190.7
21	Mathis FARGIER	JFJ RACING TEAM	PreMoto3											



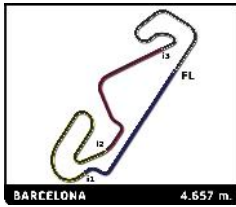
PreMoto3/Promo3

ESBK CIRCUIT DE BARCELONA-CATALUNYA

Carrera 2

Fastest Lap Sequence

Elapsed	No Rider	Team	Bike	Class	Time	Kph	Lap
3:55.045	73 Nuno G. RIBEIRO	LOUSAESTRADAS	BEON	PreMoto3	1:54.941	145.9	2
9:44.473	16 Alvaro FUERTES	FUERTES TEAM	BEON	PreMoto3	1:54.922	145.9	5



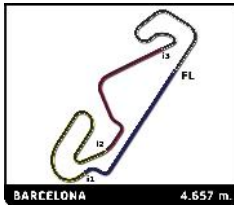
PreMoto3/Promo3

ESBK CIRCUIT DE BARCELONA-CATALUNYA

Carrera 2

Sector Analysis

___ Invalidated Lap							■ Personal Best	■ Session Best	B Crossing the pit lane										
Lap	Time	Sector 1	Sector 2	Sector 3	Sector 4	T.Sp	Lap	Time	Sector 1	Sector 2	Sector 3	Sector 4	T.Sp						
7	Xavi VIDAL						ESP	14	Eduardo GUTIERREZ						ESP				
CUNA DE CAMPEONES							MIR RACING							BEON					
1	2:05.278	27.868	36.908	25.454	35.048		1	2:00.481	25.569	35.833	24.408	34.671							
2	1:58.930	22.668	36.242	25.282	34.738	202.8	2	1:57.042	22.703	35.730	24.344	34.265	204.0						
3	1:59.089	22.978	35.995	25.287	34.829	197.0	3	1:56.705	22.180	35.366	24.600	34.559	218.8						
4	1:59.644	23.391	36.296	25.226	34.731	192.8	4	1:55.054	21.872	34.993	24.314	33.875	210.3						
5	1:58.648	23.111	36.166	24.911	34.460	197.7	5	1:54.983	22.067	34.839	24.253	33.824	206.7						
6	1:59.010	23.010	36.066	24.941	34.993	190.4	6	1:55.319	22.004	34.995	24.368	33.952	208.7						
7	1:59.885	23.624	36.221	25.120	34.920	188.7	7	1:55.586	22.009	35.143	24.428	34.006	209.5						
8	1:59.307	23.286	36.178	24.973	34.870	188.7	8	1:56.216	22.144	35.278	24.408	34.386	208.3						
9	2:00.118	23.653	36.198	25.150	35.117	188.4	9	1:56.040	22.258	35.295	24.354	34.133	206.7						
10	1:59.727	23.451	36.191	25.212	34.873	191.4	10	1:55.976	22.095	35.160	24.403	34.318	207.5						
							11	1:55.866	22.221	35.173	24.402	34.070	206.7						
							12	1:55.805	22.344	35.108	24.344	34.009	206.3						
8	Marco GARCIA						ESP	15	Martim M. RAMOS						PRT				
IGAXTEAM							MIR RACING							BEON					
1	2:00.402	25.129	36.011	24.475	34.787		1	2:05.092	27.561	36.938	25.484	35.109							
2	1:56.597	22.589	35.503	24.320	34.185	207.5	2	1:58.947	22.723	36.165	25.369	34.690	202.1						
3	1:57.163	22.051	35.701	24.814	34.597	208.7	3	1:59.090	22.853	36.168	25.208	34.861	199.1						
4	1:56.225	22.372	35.336	24.308	34.209	207.9	4	1:59.709	23.331	36.389	25.262	34.727	195.5						
5	1:55.840	21.990	35.376	24.381	34.093	210.3	5	1:58.617	22.963	36.152	25.027	34.475	198.0						
6	1:56.036	21.959	35.360	24.389	34.328	210.7	6	1:59.291	22.926	35.984	25.203	35.178	194.8						
7	1:57.003	22.263	35.606	24.625	34.509	205.5	7	1:59.607	23.197	36.232	25.177	35.001	193.1						
8	1:57.072	22.362	35.537	24.525	34.648	205.9	8	1:59.941	23.196	36.812	25.165	34.768	192.1						
9	1:56.885	22.290	35.850	24.282	34.463	204.4	9	1:59.356	22.851	36.201	25.277	35.027	198.4						
10	1:56.971	22.318	35.461	24.561	34.631	203.6	10	2:00.000	23.388	36.362	25.409	34.841	191.4						
11	1:57.334	22.377	35.651	24.699	34.607	204.7	11	1:59.751	23.636	36.360	25.028	34.727	190.7						
							12	1:59.452	23.274	36.219	25.340	34.619	191.4						
9	Elliot KASSIGIAN						FRA	16	Alvaro FUERTES						ESP				
CUNA DE CAMPEONES							MIR RACING							BEON					
1	2:07.319	28.425	37.324	25.793	35.777		1	2:00.077	25.273	35.733	24.645	34.426							
2	2:02.411	23.777	37.317	25.709	35.608	194.5	2	1:56.785	22.650	35.406	24.495	34.234	205.1						
3	2:01.165	23.216	36.737	25.675	35.537	194.1	3	1:57.130	22.410	35.623	24.585	34.512	207.5						
4	2:01.709	23.544	36.917	25.511	35.737	192.8	4	1:55.559	22.345	34.988	24.357	33.869	205.9						
5	2:01.678	23.444	37.050	25.624	35.560	193.5	5	1:54.922	21.895	34.986	24.101	33.940	212.3						
6	2:02.811	23.641	37.351	25.790	36.029	197.0	6	1:55.209	21.912	35.093	24.251	33.953	212.8						
7	2:02.796	23.643	37.151	25.931	36.071	192.8	7	1:55.565	22.034	35.181	24.389	33.961	208.7						
8	2:02.909	23.628	37.427	25.857	35.997	193.5	8	1:56.195	22.191	35.389	24.246	34.369	211.1						
9	2:02.718	23.501	37.385	25.810	36.022	192.8	9	1:56.239	22.341	35.371	24.325	34.202	208.3						
10	2:02.590	23.802	37.300	25.809	35.679	191.7	10	1:55.759	22.029	35.222	24.298	34.210	212.3						
11	2:02.533	23.573	37.177	25.805	35.978	190.7	11	1:56.197	22.297	35.323	24.316	34.261	207.9						
12	2:03.590	23.601	38.075	25.883	36.031	190.4	12	1:57.979	22.137	36.092	24.790	34.960	209.9						
11	David GONZALEZ						ESP	18	Pablo OLIVARES						ESP				
CUNA DE CAMPEONES							MIR RACING							GM FUEL-VRC TEAM					
1	2:02.517	26.917	36.409	24.945	34.246		1	2:00.630	26.040	35.722	24.609	34.259							
2	1:56.971	22.457	35.471	24.909	34.134	201.3	2	1:56.456	22.272	35.781	24.242	34.161	207.5						
3	1:57.098	22.212	35.536	25.034	34.316	202.1	3	1:57.022	22.389	35.360	24.698	34.575	205.5						
4	1:58.282	22.693	35.870	24.957	34.762	197.7	4	1:55.499	22.328	34.975	24.394	33.802	205.1						
5	1:58.497	23.309	36.223	24.705	34.260	189.4	5	1:55.377	22.051	35.249	24.274	33.803	208.3						
6	1:59.532	23.459	35.995	25.598	34.480	186.8	6	1:55.572	22.013	35.186	24.395	33.978	204.7						
7	1:58.064	23.373	35.635	25.018	34.038	189.4	7	1:55.971	22.337	35.294	24.387	33.953	204.0						
8	1:57.659	22.940	35.596	24.916	34.207	192.8	8	1:56.121	22.308	35.282	24.423	34.108	202.5						
9	1:57.816	23.073	35.542	24.964	34.237	189.7	9	1:55.305	22.149	35.137	24.304	33.715	203.6						
10	1:57.837	22.992	35.603	25.031	34.211	191.4													
11	1:58.045	23.106	35.707	25.143	34.089	189.7													
12	1:58.441	23.205	35.800	25.173	34.263	188.4													



PreMoto3/Promo3

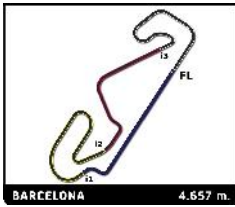
ESBK CIRCUIT DE BARCELONA-CATALUNYA

Carrera 2

Sector Analysis

— Invalidated Lap ■ Personal Best ■ Session Best B Crossing the pit lane

Lap	Time	Sector 1	Sector 2	Sector 3	Sector 4	T.SpD	Lap	Time	Sector 1	Sector 2	Sector 3	Sector 4	T.SpD
10	1:55.537	21.904	35.260	24.167	34.206	211.1	7	1:59.574	23.570	35.977	25.281	34.746	187.1
11	1:55.860	22.386	35.144	24.254	34.076	205.1	8	2:03.710	24.462	37.293	25.195	36.760	204.0
12	1:55.794	22.096	35.599	24.096	34.003	203.6	9	2:03.366	23.441	37.232	25.605	37.088	203.6
22	Ben R. AUSTIN					GBR	35	Adrian COVARRUBIAS					ESP
AUSTIN RACING VHC LIQUI MOLY						BEON	PM MOTORSPORT						MIR RACING
1	2:01.759	26.718	36.053	24.713	34.275		1	2:02.307	27.097	36.022	24.979	34.209	
2	1:57.259	21.951	35.909	24.760	34.639	214.4	2	1:57.260	22.836	35.458	24.855	34.111	193.1
3	1:57.694	22.314	35.646	24.907	34.827	210.7	3	1:57.371	22.354	35.412	24.999	34.606	200.6
4	2:38.589	22.350	35.825	24.945	1:15.469	207.5	4	1:58.445	22.540	35.730	24.984	35.191	201.7
5	2:01.659	23.819	37.025	25.462	35.353	199.5	5	1:58.440	22.979	36.181	25.046	34.234	196.2
6	1:59.607	22.675	36.418	25.164	35.350	205.9	6	1:59.283	23.124	36.292	25.283	34.584	190.4
7	1:59.973	22.978	36.455	25.255	35.285	201.3	37	Montague J. AMER					GBR
8	1:59.799	22.833	36.438	25.164	35.364	202.8	AUSTIN RACING VHC LIQUI MOLY						BEON
9	1:59.282	22.747	36.223	25.090	35.222	202.1	1	2:07.754	28.626	37.280	25.935	35.913	
10	1:59.472	22.854	36.289	25.145	35.184	202.1	2	2:02.420	23.179	37.196	25.930	36.115	203.2
11	2:00.080	22.763	36.501	25.214	35.602	201.0	3	2:02.004	23.752	36.776	25.687	35.789	197.0
12	1:59.357	22.841	36.400	25.195	34.921	201.3	4	2:00.851	23.139	36.596	25.443	35.673	200.6
24	Jayant CHOTE					NLD	5	2:01.406	23.399	36.853	25.445	35.709	198.4
CUNA DE CAMPEONES						MIR RACING	6	2:00.619	22.930	36.614	25.529	35.546	199.9
1	2:04.851	27.432	36.829	25.621	34.969		7	2:01.381	23.672	36.700	25.466	35.543	184.6
2	2:00.379	23.291	36.549	25.513	35.026	194.8	8	2:01.109	23.250	36.718	25.471	35.670	198.0
3	2:00.928	23.516	36.569	25.634	35.209	192.1	9	2:00.952	23.264	36.606	25.503	35.579	199.5
4	2:00.441	23.147	36.518	25.502	35.274	199.5	10	2:01.224	23.711	36.660	25.568	35.285	193.8
5	1:59.986	23.282	36.412	25.389	34.903	195.5	11	2:01.812	23.334	36.875	25.616	35.987	197.7
6	2:00.606	23.648	36.540	25.394	35.024	190.1	12	2:01.717	23.924	36.852	25.544	35.397	185.8
7	2:01.001	23.732	36.543	25.492	35.234	188.4	41	Yvonne CERPA					ESP
8	2:00.811	23.456	36.719	25.498	35.138	190.7	IGAXTEAM						BEON
9	2:00.920	23.739	36.617	25.474	35.090	189.1	1	2:00.544	25.980	35.733	24.596	34.235	
10	2:00.653	23.374	36.576	25.620	35.083	188.7	2	1:56.401	22.158	35.560	24.475	34.208	209.5
11	2:00.518	23.512	36.530	25.586	34.890	188.4	3	1:57.365	22.661	35.406	24.667	34.631	207.9
12	2:00.965	23.738	36.495	25.401	35.331	186.5	4	1:56.235	22.413	35.308	24.253	34.261	206.3
25	Kyle PAYNE					GBR	5	1:55.872	22.158	35.412	24.173	34.129	208.7
CUNA DE CAMPEONES						MIR RACING	6	1:55.911	21.952	35.320	24.505	34.134	207.9
1	2:10.754	28.803	38.553	26.312	37.086		7	1:57.159	22.722	35.347	24.545	34.545	205.5
2	2:06.055	24.003	38.536	26.352	37.164	191.1	8	1:56.896	22.023	35.766	24.443	34.664	206.7
3	2:06.147	23.910	38.428	26.502	37.307	191.4	9	1:56.921	22.380	35.564	24.475	34.502	206.3
4	2:05.863	24.076	38.476	26.340	36.971	191.1	10	1:57.234	22.763	35.271	24.545	34.655	203.2
5	2:06.405	24.265	38.849	26.332	36.959	188.7	11	1:57.081	22.183	35.611	24.656	34.631	204.7
6	2:05.159	23.984	37.800	26.140	37.235	190.1	12	1:57.576	22.558	35.709	24.812	34.497	202.5
7	2:05.856	24.208	38.347	26.352	36.949	188.4	44	Mark PEREZ					ESP
8	2:05.034	24.005	37.945	26.196	36.888	189.7	CUNA DE CAMPEONES						MIR RACING
9	2:05.084	23.968	38.041	26.107	36.968	189.4	1	2:07.904	28.964	37.331	25.670	35.939	
10	2:05.175	24.030	37.999	26.264	36.882	188.1	2	2:02.377	23.392	37.340	25.696	35.949	197.3
11	2:05.397	24.066	38.127	26.098	37.106	188.1	3	2:00.769	23.211	36.547	25.588	35.423	204.7
12	2:06.508	24.223	38.538	26.442	37.305	187.8	4	2:00.902	23.252	36.505	25.885	35.260	196.2
34	Eitan G. GRAS					URY	5	2:01.327	23.795	36.569	25.718	35.245	187.4
AUSTIN RACING VHC LIQUI MOLY						BEON	6	2:01.341	23.617	36.678	25.807	35.239	188.7
1	2:04.604	26.548	35.732	24.572	37.752		7	2:00.897	23.682	36.480	25.801	34.934	186.5
2	2:12.301	22.406	37.056	27.230	45.609	211.1	8	2:01.255	23.834	36.689	25.596	35.136	187.4
3	4:28.026	2:38.857	37.182	25.254	46.733	158.3	9	2:01.132	23.626	36.629	25.722	35.155	187.8
4	3:33.198	1:54.238	37.827	25.091	36.042	122.2	10	2:01.272	23.906	36.551	25.899	34.916	186.2
5	2:14.154	25.904	38.427	25.574	44.249	198.4	11	2:01.949	24.011	36.954	25.453	35.531	185.5
6	3:28.016	1:47.019	36.777	25.044	39.176	142.1	12	2:01.956	23.916	36.981	25.882	35.177	184.9

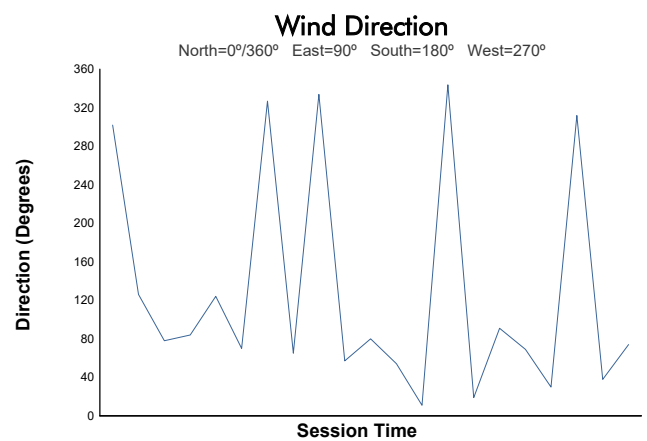
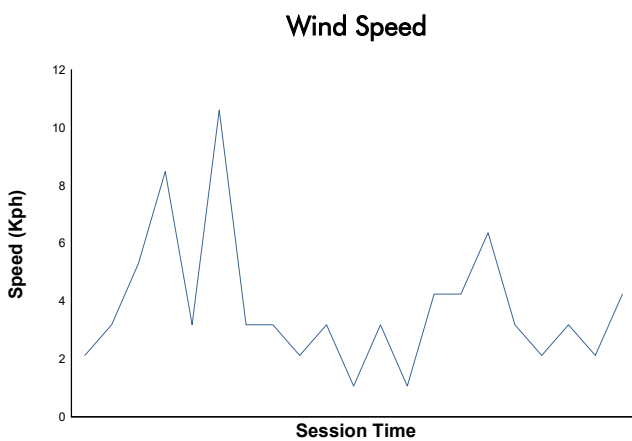
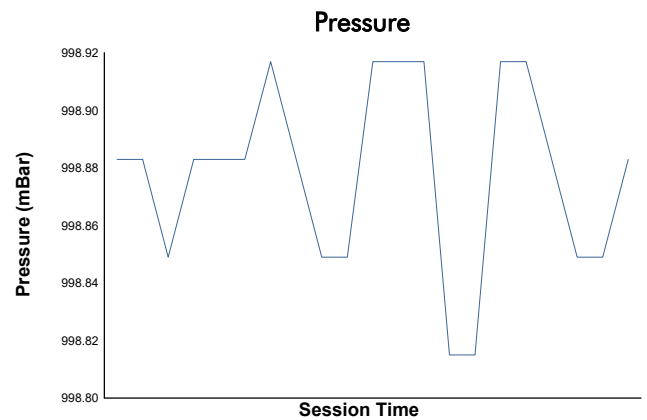
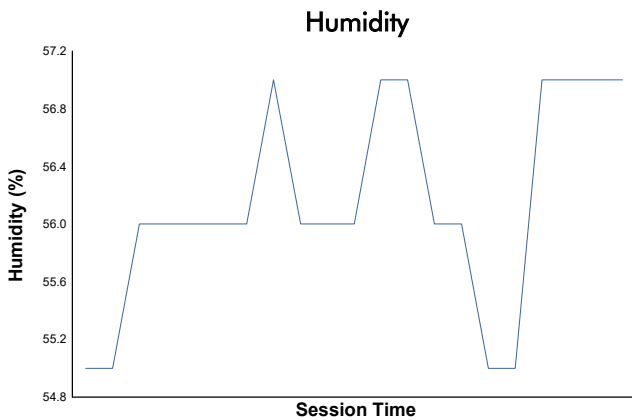
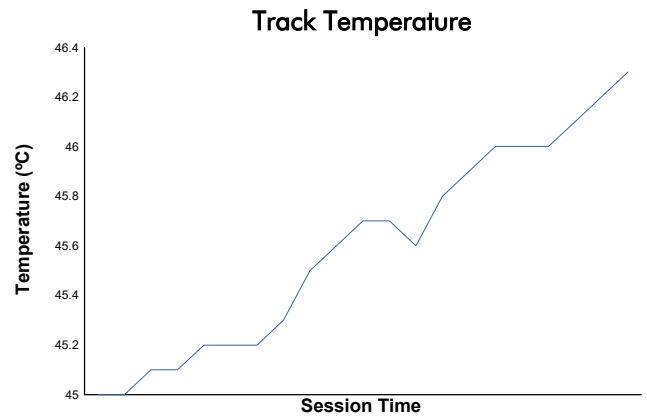
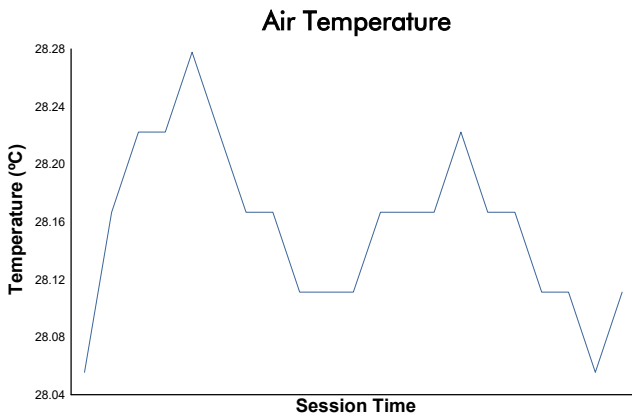


ESBK CIRCUIT DE BARCELONA-CATALUNYA

PreMoto3/Promo3

Carrera 2

Weather Report



Track Status: **DRY**