



Moto4

ESBK CIRCUIT DE BARCELONA-CATALUNYA

Entrenamiento Cronometrado

Classification

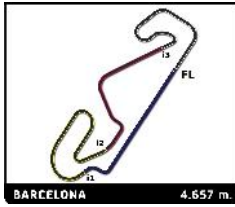
No	Rider	Nat	Team	Bike	Tires	Cl.	Time	Lap Total	Gap	Kph
1	45 Alex LONGARELA	ESP	IGAXTEAM	BEON	DUNLOP		2:02.878	9 11	-	136.4
2	17 Pedro ALOMAR	ESP	IGAXTEAM	BEON	DUNLOP		2:03.002	4 10	+0.124 +0.124	136.3
3	7 Beñat FERNANDEZ	ESP	AUSTIN RACING VHC LIQUI MOLY	CORSE	DUNLOP		2:03.653	4 4	+0.775 +0.651	135.6
4	49 Izan RODRIGUEZ	ESP	ETG RACING	BEON	DUNLOP		2:03.740	6 12	+0.862 +0.087	135.5
5	46 Alvaro LUCAS	ESP	MRE TALENT	CORSE	DUNLOP		2:03.861	3 11	+0.983 +0.121	135.4
6	71 Carlos CANO	ESP	H43 TEAM NOBBY PAKOSTA37	BEON	DUNLOP		2:03.884	8 13	+1.006 +0.023	135.3
7	48 Andres GARCIA	ESP	CUNA DE CAMPEONES	MIR RACING	DUNLOP		2:04.005	6 10	+1.127 +0.121	135.2
8	77 Kerman D. MARTINEZ	ESP	CUNA DE CAMPEONES	MIR RACING	DUNLOP		2:04.165	12 13	+1.287 +0.160	135.0
9	5 Miguel BERNAL	ESP	MRE TALENT	CORSE	DUNLOP		2:04.796	6 13	+1.918 +0.631	134.3
10	8 Nikola MIROSLAVOV	BGR	METMOTO RING RACING16	BEON	DUNLOP		2:05.149	10 10	+2.271 +0.353	134.0
11	11 Cabrera TORRES	ESP	CUNA DE CAMPEONES	MIR RACING	DUNLOP		2:05.298	7 12	+2.420 +0.149	133.8
12	70 Iaroslav KARPUSHIN	RUS	AUSTIN RACING VHC LIQUI MOLY	CORSE	DUNLOP		2:05.314	10 10	+2.436 +0.016	133.8
13	26 Alejandra FERNANDEZ	ESP	CUNA DE CAMPEONES	MIR RACING	DUNLOP		2:05.320	13 13	+2.442 +0.006	133.8
14	44 Ivan UCEDA	ESP	IGAXTEAM	BEON	DUNLOP		2:05.391	11 11	+2.513 +0.071	133.7
15	84 Lorenzo GUYAU	FRA	TECH SOLUTIONS	BEON	DUNLOP		2:05.451	5 10	+2.573 +0.060	133.6
16	12 Adriano DONOSO	ESP	FIFTY MOTORSPORT	BEON	DUNLOP		2:05.488	5 12	+2.610 +0.037	133.6
17	10 Afonso DUARTE	PRT	MIGUEL OLIVEIRA FAN CLUB RACING TEAM	BEON	DUNLOP		2:05.618	7 13	+2.740 +0.130	133.5
18	23 Miguel RODRIGUEZ	ESP	CUNA DE CAMPEONES	MIR RACING	DUNLOP		2:05.640	12 12	+2.762 +0.022	133.4
19	72 Pio GABRIEL	FRA	JEG RACING BRS	BEON	DUNLOP		2:06.218	13 13	+3.340 +0.578	132.8
20	69 Fernando BUJOSA	ESP	MIGUEL OLIVEIRA FAN CLUB RACING TEAM	BEON	DUNLOP		2:06.222	4 11	+3.344 +0.004	132.8
21	65 Izan CURIA	ESP	TEAM CURIA / SEMILLA AZTECA		DUNLOP		2:06.576	10 11	+3.698 +0.354	132.5
22	66 Joel MORA	ESP	QRG MOTOR RACING	BEON	DUNLOP		2:11.973	2 9	+9.095 +5.397	127.0

Fastest Lap: Lap 9 | Alex LONGARELA | **2:02.878** | 136.4 Kph

Track Status: **DRY**

Published at:

Race Director:	Timekeeper: Denis del Pozo López 565410-B
-----------------------	--



Moto4

ESBK CIRCUIT DE BARCELONA-CATALUNYA

Entrenamiento Cronometrado

Best Sector Times

Sector 1			Sector 2			Sector 3			Sector 4			Pos	No	Ideal Lap	Best Lap
Pos	No Rider	Time	No Rider	Time	No Rider	Time	No Rider	Time	Pos	No					
1	45 A.LONGARELA	23.893	17 P.ALOMAR	37.039	17 P.ALOMAR	25.787	45 A.LONGARELA	35.133	1	45	2:02.137	2:02.878	(1)		
2	69 F.BUJOSA	24.092	45 A.LONGARELA	37.138	45 A.LONGARELA	25.973	49 I.RODRIGUEZ	35.264	2	17	2:02.709	2:03.002	(2)		
3	71 C.CANO	24.124	49 I.RODRIGUEZ	37.312	71 C.CANO	25.981	7 B.FERNANDEZ	35.559	3	49	2:03.193	2:03.740	(4)		
4	17 P.ALOMAR	24.249	77 K.MARTINEZ	37.418	46 A.LUCAS	26.087	17 P.ALOMAR	35.634	4	71	2:03.332	2:03.884	(6)		
5	23 M.RODRIGUEZ	24.304	7 B.FERNANDEZ	37.453	49 I.RODRIGUEZ	26.111	46 A.LUCAS	35.672	5	46	2:03.572	2:03.861	(5)		
6	12 A.DONOSO	24.317	46 A.LUCAS	37.456	7 B.FERNANDEZ	26.191	71 C.CANO	35.770	6	7	2:03.653	2:03.653	(3)		
7	46 A.LUCAS	24.357	71 C.CANO	37.457	70 I.KARPUSHIN	26.226	48 A.GARCIA	35.778	7	48	2:03.931	2:04.005	(7)		
8	5 M.BERNAL	24.386	48 A.GARCIA	37.475	48 A.GARCIA	26.278	77 K.MARTINEZ	35.793	8	77	2:04.165	2:04.165	(8)		
9	48 A.GARCIA	24.400	5 M.BERNAL	37.646	23 M.RODRIGUEZ	26.301	5 M.BERNAL	35.803	9	5	2:04.222	2:04.796	(9)		
10	8 N.MIROSLAVOV	24.405	8 N.MIROSLAVOV	37.664	10 A.DUARTE	26.324	10 A.DUARTE	35.900	10	12	2:04.509	2:05.488	(16)		
11	7 B.FERNANDEZ	24.450	26 A.FERNANDEZ	37.733	44 I.UCEDA	26.336	26 A.FERNANDEZ	35.940	11	26	2:04.581	2:05.320	(13)		
12	84 L.GUYAU	24.496	70 I.KARPUSHIN	37.780	77 K.MARTINEZ	26.349	12 A.DONOSO	35.991	12	70	2:04.665	2:05.314	(12)		
13	49 I.RODRIGUEZ	24.506	12 A.DONOSO	37.786	26 A.FERNANDEZ	26.358	11 C.TORRES	35.998	13	8	2:04.707	2:05.149	(10)		
14	11 C.TORRES	24.515	84 L.GUYAU	37.853	5 M.BERNAL	26.387	84 L.GUYAU	36.043	14	23	2:04.730	2:05.640	(18)		
15	26 A.FERNANDEZ	24.550	10 A.DUARTE	37.917	8 N.MIROSLAVOV	26.399	23 M.RODRIGUEZ	36.067	15	10	2:04.879	2:05.618	(17)		
16	70 I.KARPUSHIN	24.578	69 F.BUJOSA	37.974	12 A.DONOSO	26.415	70 I.KARPUSHIN	36.081	16	11	2:05.092	2:05.298	(11)		
17	77 K.MARTINEZ	24.605	44 I.UCEDA	37.976	11 C.TORRES	26.447	8 N.MIROSLAVOV	36.239	17	84	2:05.099	2:05.451	(15)		
18	65 I.CURIA	24.608	23 M.RODRIGUEZ	38.058	72 P.GABRIEL	26.602	44 I.UCEDA	36.334	18	69	2:05.219	2:06.222	(20)		
19	72 P.GABRIEL	24.658	11 C.TORRES	38.132	69 F.BUJOSA	26.697	65 I.CURIA	36.339	19	44	2:05.305	2:05.391	(14)		
20	44 I.UCEDA	24.659	72 P.GABRIEL	38.138	84 L.GUYAU	26.707	72 P.GABRIEL	36.405	20	72	2:05.803	2:06.218	(19)		
21	10 A.DUARTE	24.738	65 I.CURIA	38.327	65 I.CURIA	26.713	69 F.BUJOSA	36.456	21	65	2:05.987	2:06.576	(21)		
22	66 J.MORA	25.598	66 J.MORA	39.863	66 J.MORA	27.630	66 J.MORA	38.346	22	66	2:11.437	2:11.973	(22)		



Moto4

ESBK CIRCUIT DE BARCELONA-CATALUNYA

Entrenamiento Cronometrado

Best Top Speed

No Rider	Team	Class	Top 1		Top 2		Top 3		Top 4		Top 5		Avg
			Kph	Lap	Kph	Lap	Kph	Lap	Kph	Lap	Kph	Lap	
72	Pio GABRIEL	JEG RACING BRS	187.1	2	181.8	3	180.9	13	180.3	7	180.3	4	182.1
23	Miguel RODRIGUEZ	CUNA DE CAMPEONES	186.2	5	184.0	4	181.2	3	179.7	2	179.4	6	182.1
26	Alejandra FERNANDEZ	CUNA DE CAMPEONES	185.5	5	179.7	6	177.9	2	175.9	8	174.8	13	178.8
70	Iaroslav KARPUSHIN	AUSTIN RACING VHC LIQUI MOLY	184.6	2	178.8	3	178.2	5	178.2	4	177.4	6	179.4
46	Alvaro LUCAS	MRE TALENT	184.0	4	183.6	3	182.1	6	177.9	9	175.6	2	180.6
84	Lorenzo GUYAU	TECH SOLUTIONS	183.3	2	181.2	3	179.1	4	178.8	5	177.1	6	179.9
8	Nikola MIROSLAVOV	METMOTO RING RACING16	183.0	5	182.1	3	177.6	10	177.4	2	176.5	6	179.3
71	Carlos CANO	H43 TEAM NOBBY PAKOSTA37	183.0	2	182.4	3	181.8	5	180.3	4	180.0	6	181.5
65	Izan CURIA	TEAM CURIA / SEMILLA AZTECA	182.7	3	181.8	10	180.9	11	180.3	2	180.0	4	181.1
45	Alex LONGARELA	IGAXTEAM	181.8	10	180.3	3	179.7	9	179.4	5	179.4	4	180.1
17	Pedro ALOMAR	IGAXTEAM	181.5	9	181.5	6	181.5	3	179.1	10	177.9	4	180.3
11	Cabrera TORRES	CUNA DE CAMPEONES	181.2	2	179.1	7	178.2	6	176.8	4	176.2	10	178.3
5	Miguel BERNAL	MRE TALENT	180.6	6	176.5	7	175.9	3	175.4	12	174.8	2	176.6
7	Beñat FERNANDEZ	AUSTIN RACING VHC LIQUI MOLY	180.6	2	175.9	4	152.9	3	116.8	1			156.6
44	Ivan UCEDA	IGAXTEAM	180.0	4	179.7	5	179.4	3	179.1	10	177.9	11	179.2
48	Andres GARCIA	CUNA DE CAMPEONES	179.7	6	178.5	3	178.2	2	175.6	4	175.1	5	177.4
10	Afonso DUARTE	MIGUEL OLIVEIRA FAN CLUB RACING TEAM	178.5	13	177.6	4	177.6	2	177.4	12	177.4	6	177.7
12	Adriano DONOSO	FIFTY MOTORSPORT	178.5	2	178.2	11	178.2	3	177.9	12	177.9	4	178.1
69	Fernando BUJOSA	MIGUEL OLIVEIRA FAN CLUB RACING TEAM	178.2	3	177.9	10	177.6	6	177.4	4	177.1	11	177.6
77	Kerman D. MARTINEZ	CUNA DE CAMPEONES	177.1	4	175.4	12	175.4	7	174.8	2	174.5	11	175.4
66	Joel MORA	QRG MOTOR RACING	174.8	2	171.8	9	169.3	3	164.7	5	163.5	6	168.8
49	Izan RODRIGUEZ	ETG RACING	174.0	3	173.4	12	173.1	2	172.3	5	172.3	4	173.0



Moto4

ESBK CIRCUIT DE BARCELONA-CATALUNYA

Entrenamiento Cronometrado

Fastest Lap Sequence

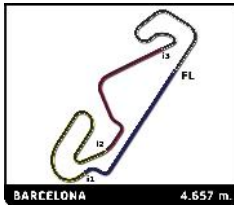
Elapsed	No Rider	Team	Bike	Class	Time	Kph	Lap
4:28.451	26 Alejandra FERNANDEZ	CUNA DE CAMPEONES	MIR RACING		2:06.301	132.7	2
4:49.505	7 Beñat FERNANDEZ	AUSTIN RACING VHC LIQUI MOLY	CORSE		2:05.510	133.6	2
6:55.079	5 Miguel BERNAL	MRE TALENT	CORSE		2:05.428	133.7	3
6:55.448	71 Carlos CANO	H43 TEAM NOBBY PAKOSTA37	BEON		2:04.172	135.0	3
6:55.520	46 Alvaro LUCAS	MRE TALENT	CORSE		2:03.861	135.4	3
7:30.701	45 Alex LONGARELA	IGAXTEAM	BEON		2:03.106	136.2	3
9:34.004	17 Pedro ALOMAR	IGAXTEAM	BEON		2:03.002	136.3	4
26:00.485	45 Alex LONGARELA	IGAXTEAM	BEON		2:02.878	136.4	9



Moto4 ESBK CIRCUIT DE BARCELONA-CATALUNYA Entrenamiento Cronometrado

Sector Analysis

Lap	Time	Sector 1	Sector 2	Sector 3	Sector 4	T.Spd	Lap	Time	Sector 1	Sector 2	Sector 3	Sector 4	T.Spd
5 Miguel BERNAL ESP MRE TALENT CORSE							3 2:07.389 24.693 38.911 27.244 36.541 176.2 4 2:08.022 24.757 39.556 26.964 36.745 176.8 5 2:06.110 24.843 38.214 26.529 36.524 175.4 6 2:05.658 24.515 38.194 26.827 36.122 178.2 7 2:05.298 24.609 38.132 26.559 35.998 179.1 8 2:17.396 B 24.689 38.148 26.712 47.847 174.5 9 6:52.580 5:08.353 39.861 27.581 36.785 130.7 10 2:06.796 25.012 38.330 27.018 36.436 176.2 11 2:06.598 24.971 38.528 26.843 36.256 172.6 12 2:06.310 25.093 38.268 26.447 36.502 170.9						
7 Beñat FERNANDEZ ESP AUSTIN RACING VHC LIQUI MOLY CORSE							1 2:43.995 48.206 43.806 30.113 41.870 116.8 2 2:05.510 24.454 38.198 26.753 36.105 180.6 3 24:24.105 ... 38.348 26.438 35.758 152.9 4 2:03.653 24.450 37.453 26.191 35.559 175.9						
8 Nikola MIROSLAVOV BGR METMOTO RING RACING16 BEON							1 2:21.983 32.482 42.699 28.048 38.754 138.3 2 2:08.593 25.547 39.677 26.720 36.649 177.4 3 2:06.498 24.468 38.457 26.918 36.655 182.1 4 2:06.101 25.197 38.004 26.579 36.321 174.8 5 2:05.531 24.405 38.145 26.742 36.239 183.0 6 2:19.514 B 24.647 37.972 26.883 50.012 176.5 7 6:28.619 4:45.017 39.182 27.051 37.369 117.0 8 2:05.882 24.964 37.979 26.623 36.316 173.7 9 2:08.457 25.111 37.993 26.782 38.571 175.1 10 2:05.149 24.486 37.664 26.399 36.600 177.6						
10 Afonso DUARTE PRT MIGUEL OLIVEIRA FAN CLUB RACING BEON							1 2:22.243 36.560 39.060 27.682 38.941 137.3 2 2:09.049 25.527 39.312 26.922 37.288 177.6 3 2:06.257 24.963 37.955 26.764 36.575 177.4 4 2:06.066 24.904 38.208 26.668 36.286 177.6 5 2:07.478 25.148 38.802 26.851 36.677 176.5 6 2:05.737 24.798 38.572 26.467 35.900 177.4 7 2:05.618 24.738 38.507 26.324 36.049 176.8 8 2:06.057 25.007 38.048 26.359 36.643 177.1 9 2:20.277 B 25.036 38.464 27.040 49.737 173.1 10 4:22.350 2:34.691 40.337 27.936 39.386 119.5 11 2:06.512 25.226 37.917 26.562 36.807 172.0 12 2:07.032 24.980 38.974 26.648 36.430 177.4 13 2:06.583 25.186 38.045 26.828 36.524 178.5						
11 Cabrera TORRES ESP CUNA DE CAMPEONES MIR RACING							1 2:22.213 35.748 40.363 27.852 38.250 133.6 2 2:07.415 25.022 38.804 27.079 36.510 181.2						
12 Adriano DONOSO ESP FIFTY MOTORSPORT BEON							1 2:22.008 35.036 39.944 28.076 38.952 125.4 2 2:09.490 25.334 40.082 27.544 36.530 178.5 3 2:07.273 24.935 38.468 27.036 36.834 178.2 4 2:04.919 24.317 37.786 26.825 35.991 177.9 5 2:05.488 24.768 37.954 26.415 36.351 177.4 6 2:06.296 24.943 37.900 26.518 36.935 177.6 7 2:06.258 24.875 37.940 26.978 36.465 176.2 8 2:19.491 B 25.232 38.854 27.744 47.661 170.9 9 6:29.750 4:41.586 40.633 28.092 39.439 122.4 10 2:07.122 25.090 38.360 27.137 36.535 173.4 11 2:06.247 24.787 38.257 26.906 36.297 178.2 12 2:06.944 24.794 38.500 27.275 36.375 177.9						
17 Pedro ALOMAR ESP IGAXTEAM BEON							1 2:57.542 B 1:01.331 38.861 26.903 50.447 130.8 2 2:30.224 50.259 37.552 26.574 35.839 136.4 3 2:03.236 24.371 37.313 25.918 35.634 181.5 4 2:03.002 24.273 37.039 25.827 35.863 177.9 5 2:04.206 24.367 37.654 26.289 35.896 177.6 6 2:28.390 B 24.396 37.677 30.606 55.711 181.5 7 9:50.663 8:09.762 38.143 26.727 36.031 134.4 8 2:04.012 24.608 37.418 26.242 35.744 177.6 9 2:03.519 24.249 37.302 25.787 36.181 181.5 10 2:04.125 24.574 37.654 26.039 35.858 179.1						
23 Miguel RODRIGUEZ ESP CUNA DE CAMPEONES MIR RACING							1 2:24.304 40.360 38.626 27.736 37.582 135.2 2 2:07.071 24.928 38.676 26.846 36.621 179.7 3 2:05.993 24.304 38.418 26.691 36.580 181.2 4 2:06.022 24.590 38.104 27.013 36.315 184.0 5 2:05.946 24.861 38.339 26.301 36.445 186.2 6 2:06.141 24.650 38.289 26.316 36.886 179.4 7 2:06.187 24.517 38.145 26.994 36.531 179.1 8 2:06.441 25.027 38.058 26.818 36.538 173.7 9 2:21.407 B 25.711 38.595 26.772 50.329 167.0 10 6:27.471 4:39.312 43.450 27.314 37.395 125.0 11 2:06.868 24.535 38.323 27.480 36.530 177.6 12 2:05.640 24.954 38.149 26.470 36.067 176.8						
26 Alejandra FERNANDEZ ESP CUNA DE CAMPEONES MIR RACING							1 2:22.150 38.885 38.392 26.459 38.414 136.4						



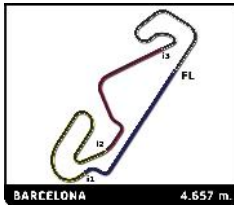
Moto4

ESBK CIRCUIT DE BARCELONA-CATALUNYA

Entrenamiento Cronometrado

Sector Analysis

___ Invalidated Lap							■ Personal Best	■ Session Best	B Crossing the pit lane					
Lap	Time	Sector 1	Sector 2	Sector 3	Sector 4	T.Spd	Lap	Time	Sector 1	Sector 2	Sector 3	Sector 4	T.Spd	
2	2:06.301	24.721	38.723	26.917	35.940	177.9	1	2:43.919	42.113	48.563	29.138	44.105	136.4	
3	2:08.704	25.398	40.085	26.818	36.403	169.9	2	2:05.650	24.807	38.341	26.465	36.037	178.2	
4	2:06.173	25.103	38.258	26.562	36.250	172.6	3	2:05.510	24.626	38.204	26.692	35.988	178.5	
5	2:05.590	24.550	38.286	26.505	36.249	185.5	4	2:06.878	25.161	38.465	26.650	36.602	175.6	
6	2:14.826B	24.784	38.047	26.566	45.429	179.7	5	2:05.127	25.155	37.916	26.278	35.778	175.1	
7	4:19.244	2:34.320	40.664	27.558	36.702	130.8	6	2:04.005	24.400	37.529	26.286	35.790	179.7	
8	2:06.022	25.026	37.872	26.358	36.766	175.9	7	2:05.167	24.715	37.647	26.759	36.046	173.7	
9	2:16.689B	25.876	38.479	27.115	45.219	163.7	8	2:19.374B	25.051	38.042	26.693	49.588	172.0	
10	2:26.420	43.245	39.187	27.447	36.541	140.6	9	8:21.169	6:37.416	39.493	27.035	37.225	135.2	
11	2:05.743	25.267	37.733	26.442	36.301	166.5	10	2:06.752	25.363	38.047	26.894	36.448	171.8	
12	2:06.243	25.170	38.136	26.477	36.460	172.8								
13	2:05.320	24.721	37.914	26.520	36.165	174.8								
44 Ivan UCEDA ESP							49 Izan RODRIGUEZ ESP							
IGAXTEAM BEON							ETG RACING BEON							
1	2:43.688	48.062	43.148	30.189	42.289	122.7	1	3:02.944	1:15.718	41.349	28.195	37.682	134.6	
2	2:10.526	26.175	39.904	27.163	37.284	174.5	2	2:05.999	25.083	38.125	26.890	35.901	173.1	
3	2:06.721	25.001	38.511	26.736	36.473	179.4	3	2:05.216	24.976	37.537	26.924	35.779	174.0	
4	2:05.907	24.702	38.267	26.604	36.334	180.0	4	2:03.935	24.755	37.462	26.335	35.383	172.3	
5	2:06.021	24.659	38.114	26.761	36.487	179.7	5	2:03.886	24.678	37.499	26.319	35.390	172.3	
6	2:06.583	24.795	38.308	26.649	36.831	176.2	6	2:03.740	24.689	37.312	26.475	35.264	171.5	
7	2:19.515B	25.152	38.764	27.340	48.259	173.7	7	2:15.821B	24.692	37.327	26.336	47.466	172.0	
8	8:11.886	6:24.165	41.163	27.636	38.922	115.8	8	6:31.749	4:51.338	38.037	26.608	35.766	101.3	
9	2:06.462	25.133	38.150	26.594	36.585	174.2	9	2:05.134	25.174	37.704	26.563	35.693	169.3	
10	2:06.674	24.713	38.533	26.928	36.500	179.1	10	2:04.294	24.908	37.532	26.272	35.582	171.2	
11	2:05.391	24.721	37.976	26.336	36.358	177.9	11	2:04.395	24.679	37.765	26.432	35.519	171.8	
							12	2:04.607	24.506	37.415	26.111	36.575	173.4	
45 Alex LONGARELA ESP							65 Izan CURIA ESP							
IGAXTEAM BEON							TEAM CURIA / SEMILLA AZTECA							
1	2:57.347B	1:01.650	38.975	26.459	50.263	130.7	1	2:21.701	30.677	42.043	29.351	39.630	130.5	
2	2:30.248	50.595	37.666	26.183	35.804	139.0	2	2:09.585	25.454	39.322	27.452	37.357	180.3	
3	2:03.106	24.309	37.390	26.000	35.407	180.3	3	2:07.620	24.726	38.732	27.029	37.133	182.7	
4	2:03.238	24.259	37.158	25.973	35.848	179.4	4	2:06.935	24.608	38.441	27.174	36.712	180.0	
5	2:04.275	24.193	37.990	26.316	35.776	179.4	5	2:07.262	24.695	38.327	26.713	37.527	179.4	
6	2:04.962	24.229	37.941	27.298	35.494	177.4	6	2:09.172	24.992	39.373	27.462	37.345	175.9	
7	2:23.337B	24.835	38.232	26.624	53.646	175.4	7	2:26.536B	25.334	39.279	27.173	54.750	171.8	
8	7:51.094	6:10.090	38.531	26.361	36.112	136.8	8	8:19.602	6:32.211	40.937	28.183	38.271	124.1	
9	2:02.878	24.451	37.313	25.981	35.133	179.7	9	2:09.301	25.849	39.177	27.045	37.230	168.3	
10	2:03.027	23.893	37.175	26.407	35.552	181.8	10	2:06.576	24.730	38.567	26.940	36.339	181.8	
11	2:02.884	24.348	37.138	26.050	35.348	176.5	11	2:06.762	24.749	38.362	26.780	36.871	180.9	
46 Alvaro LUCAS ESP							66 Joel MORA ESP							
MRE TALENT CORSE							QRG MOTOR RACING BEON							
1	2:44.004	47.674	43.353	30.230	42.747	108.0	1	2:21.868	30.092	42.639	29.633	39.504	122.6	
2	2:07.655	25.642	39.357	26.866	35.790	175.6	2	2:11.973	26.134	39.863	27.630	38.346	174.8	
3	2:03.861	24.359	37.696	26.087	35.719	183.6	3	2:34.126B	26.328	40.996	30.025	56.777	169.3	
4	2:06.460	24.357	38.153	26.804	37.146	184.0	4	4:37.855	2:50.167	40.093	28.522	39.073	103.4	
5	2:04.458	24.912	37.456	26.272	35.818	174.8	5	2:14.059	26.433	40.520	28.512	38.594	164.7	
6	2:04.501	24.628	37.477	26.541	35.855	182.1	6	2:14.813	26.477	40.770	28.658	38.908	163.5	
7	2:24.166B	25.106	38.038	26.891	54.131	174.0	7	2:37.901B	29.106	43.070	31.048	54.677	141.0	
8	8:38.497	6:54.542	40.226	27.089	36.640	122.2	8	7:08.721	5:20.949	40.658	28.538	38.576	132.7	
9	2:04.389	24.704	37.577	26.436	35.672	177.9	9	2:12.857	25.598	40.241	28.146	38.872	171.8	
10	2:05.923	24.777	38.231	26.599	36.316	175.1								
11	2:07.758	25.507	38.239	27.039	36.973	173.7								
48 Andres GARCIA ESP							69 Fernando BUJOSA ESP							
CUNA DE CAMPEONES MIR RACING							MIGUEL OLIVEIRA FAN CLUB RACING BEON							
1							1	2:21.452	34.530	39.898	28.159	38.865	132.7	
2							2	2:08.028	25.211	39.089	26.935	36.793	176.2	
3							3	2:07.413	24.874	38.628	27.356	36.555	178.2	



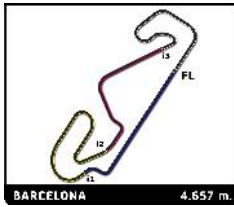
Moto4

ESBK CIRCUIT DE BARCELONA-CATALUNYA

Entrenamiento Cronometrado

Sector Analysis

___ Invalidated Lap							■ Personal Best							■ Session Best							B Crossing the pit lane																																																																					
Lap	Time	Sector 1	Sector 2	Sector 3	Sector 4	T.Spd	Lap	Time	Sector 1	Sector 2	Sector 3	Sector 4	T.Spd	Lap	Time	Sector 1	Sector 2	Sector 3	Sector 4	T.Spd	Lap	Time	Sector 1	Sector 2	Sector 3	Sector 4	T.Spd																																																															
70 Iaroslav KARPUSHIN RUS																																																																																										
AUSTIN RACING VHC LIQUI MOLY														CORSE																																																																												
1	4:30.210	2:46.933	39.896	26.980	36.401	124.5	2	2:06.566	24.716	38.314	26.941	36.595	184.6	3	2:06.031	24.578	38.162	26.689	36.602	178.8	4	2:05.829	24.648	38.155	26.844	36.182	178.2	5	2:05.556	24.966	37.937	26.572	36.081	178.2	6	2:05.567	24.606	37.957	26.791	36.213	177.4	7	2:19.365	24.971	38.508	27.232	48.654	176.2	8	8:37.650	6:52.358	40.039	27.615	37.638	123.7	9	2:06.712	25.169	38.022	27.077	36.444	176.2	10	2:05.314	25.165	37.780	26.226	36.143	175.1																					
84 Lorenzo GUYAU FRA																																																																																										
TECH SOLUTIONS														BEON																																																																												
1	2:44.588	48.670	42.330	30.111	43.477	114.4	2	2:09.691	25.436	39.280	27.622	37.353	183.3	3	2:06.009	24.496	38.036	26.991	36.486	181.2	4	2:05.747	24.586	38.097	26.707	36.357	179.1	5	2:05.451	24.642	37.949	26.749	36.111	178.8	6	2:22.144	24.926	38.668	27.540	51.010	177.1	7	10:27.210	8:45.180	38.508	27.082	36.440	133.2	8	2:05.758	24.830	37.967	26.786	36.175	176.8	9	2:07.482	24.823	38.006	26.715	37.938	176.5	10	2:05.517	24.876	37.853	26.745	36.043	175.4																					
71 Carlos CANO ESP																																																																																										
H43 TEAM NOBBY PAKOSTA37														BEON																																																																												
1	2:44.729	49.912	42.966	29.304	42.547	96.1	2	2:06.547	24.990	38.784	26.488	36.285	183.0	3	2:04.172	24.541	37.661	26.200	35.770	182.4	4	2:06.961	24.321	39.850	26.396	36.394	180.3	5	2:03.969	24.124	37.586	26.366	35.893	181.8	6	2:04.496	24.373	37.697	26.515	35.911	180.0	7	2:07.463	25.915	38.531	26.715	36.302	163.2	8	2:03.884	24.517	37.457	25.981	35.929	178.8	9	2:19.680	24.913	38.082	26.843	49.842	175.4	10	4:53.778	3:11.333	38.568	26.954	36.923	126.6	11	2:04.665	24.695	37.621	26.326	36.023	176.2	12	2:05.246	24.731	37.872	26.416	36.227	175.9	13	2:06.976	24.800	37.625	27.686	36.865	173.4
72 Pio GABRIEL FRA																																																																																										
JEG RACING BRS														BEON																																																																												
1	2:24.770	38.750	40.165	27.928	37.927	134.1	2	2:09.118	24.974	38.675	27.153	38.316	187.1	3	2:07.568	24.750	38.696	27.323	36.799	181.8	4	2:07.589	24.911	38.504	27.367	36.807	180.3	5	2:07.211	24.874	38.372	27.103	36.862	179.4	6	2:06.930	24.810	38.410	26.898	36.812	179.1	7	2:06.919	24.855	38.417	26.840	36.807	180.3	8	2:07.888	25.253	38.584	27.034	37.017	174.5	9	2:25.960	31.019	43.281	27.711	43.949	171.5	10	4:07.664	2:23.311	38.472	27.273	38.608	127.8	11	2:07.282	25.457	38.157	27.263	36.405	177.1	12	2:06.707	24.658	38.433	26.602	37.014	179.7	13	2:06.218	24.812	38.138	26.744	36.524	180.9
77 Kerman D. MARTINEZ ESP																																																																																										
CUNA DE CAMPEONES														MIR RACING																																																																												
1	3:14.067	1:29.160	40.285	27.410	37.212	135.1																																																																																				



Moto4

ESBK CIRCUIT DE BARCELONA-CATALUNYA

Entrenamiento Cronometrado

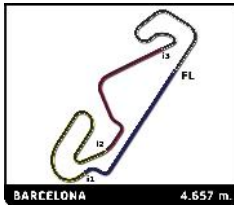
Slow Sector Analysis

Personal Best

Session Best

B Crossing the pit lane

Lap	Time	Sector 1	Sector 2	Sector 3	Sector 4	Elapsed	Lap	Time	Sector 1	Sector 2	Sector 3	Sector 4	Elapsed
5 Miguel BERNAL ESP													
MRE TALENT CORSE													
1	2:43.821	49.244	42.124	29.991	42.462	2:43.821	3	2:07.389	24.693	38.911	27.244	36.541	6:37.017
2	2:05.830	25.140	37.962	26.587	36.141	4:49.651	4	2:08.022	24.757	39.556	26.964	36.745	8:45.039
3	2:05.428	24.714	37.922	26.877	35.915	6:55.079	5	2:06.110	24.843	38.214	26.529	36.524	10:51.149
4	2:05.928	24.975	37.956	26.771	36.226	9:01.007	6	2:05.658	24.515	38.194	26.827	36.122	12:56.807
5	2:05.481	25.049	37.977	26.652	35.803	11:06.488	7	2:05.298	24.609	38.132	26.559	35.998	15:02.105
6	2:04.796	24.515	37.899	26.387	35.995	13:11.284	8	2:17.396B	24.689	38.148	26.712	47.847	17:19.501
7	2:04.937	24.386	37.666	26.866	36.019	15:16.221	9	6:52.580	5:08.353	39.861	27.581	36.785	24:12.081
8	2:06.724	25.239	37.723	26.865	36.897	17:22.945	10	2:06.796	25.012	38.330	27.018	36.436	26:18.877
9	2:16.902B	24.931	37.788	26.466	47.717	19:39.847	11	2:06.598	24.971	38.528	26.843	36.256	28:25.475
10	4:32.209	2:47.860	40.088	27.639	36.622	24:12.056	12	2:06.310	25.093	38.268	26.447	36.502	30:31.785
11	2:05.762	25.236	37.646	26.633	36.247	26:17.818							
12	2:06.167	25.084	37.865	26.867	36.351	28:23.985							
13	2:05.378	24.764	37.827	26.611	36.176	30:29.363							
7 Beñat FERNANDEZ ESP													
AUSTIN RACING VHC LIQUI MOLY CORSE													
1	2:43.995	48.206	43.806	30.113	41.870	2:43.995							
2	2:05.510	24.454	38.198	26.753	36.105	4:49.505							
3	24:24.105	...	38.348	26.438	35.758	29:13.610							
4	2:03.653	24.450	37.453	26.191	35.559	31:17.263							
8 Nikola MIROSLAVOV BGR													
METMOTO RING RACING16 BEON													
1	2:21.983	32.482	42.699	28.048	38.754	2:21.983							
2	2:08.593	25.547	39.677	26.720	36.649	4:30.576							
3	2:06.498	24.468	38.457	26.918	36.655	6:37.074							
4	2:06.101	25.197	38.004	26.579	36.321	8:43.175							
5	2:05.531	24.405	38.145	26.742	36.239	10:48.706							
6	2:19.514B	24.647	37.972	26.883	50.012	13:08.220							
7	6:28.619	4:45.017	39.182	27.051	37.369	19:36.839							
8	2:05.882	24.964	37.979	26.623	36.316	21:42.721							
9	2:08.457	25.111	37.993	26.782	38.571	23:51.178							
10	2:05.149	24.486	37.664	26.399	36.600	25:56.327							
10 Afonso DUARTE PRT													
MIGUEL OLIVEIRA FAN CLUB RACING BEON													
1	2:22.243	36.560	39.060	27.682	38.941	2:22.243							
2	2:09.049	25.527	39.312	26.922	37.288	4:31.292							
3	2:06.257	24.963	37.955	26.764	36.575	6:37.549							
4	2:06.066	24.904	38.208	26.668	36.286	8:43.615							
5	2:07.478	25.148	38.802	26.851	36.677	10:51.093							
6	2:05.737	24.798	38.572	26.467	35.900	12:56.830							
7	2:05.618	24.738	38.507	26.324	36.049	15:02.448							
8	2:06.057	25.007	38.048	26.359	36.643	17:08.505							
9	2:20.277B	25.036	38.464	27.040	49.737	19:28.782							
10	4:22.350	2:34.691	40.337	27.936	39.386	23:51.132							
11	2:06.512	25.226	37.917	26.562	36.807	25:57.644							
12	2:07.032	24.980	38.974	26.648	36.430	28:04.676							
13	2:06.583	25.186	38.045	26.828	36.524	30:11.259							
11 Cabrera TORRES ESP													
CUNA DE CAMPEONES MIR RACING													
1	2:22.213	35.748	40.363	27.852	38.250	2:22.213							
2	2:07.415	25.022	38.804	27.079	36.510	4:29.628							
12 Adriano DONOSO ESP													
FIFTY MOTORSPORT BEON													
1	2:22.008	35.036	39.944	28.076	38.952	2:22.008							
2	2:09.490	25.334	40.082	27.544	36.530	4:31.498							
3	2:07.273	24.935	38.468	27.036	36.834	6:38.771							
4	2:04.919	24.317	37.786	26.825	35.991	8:43.690							
5	2:05.488	24.768	37.954	26.415	36.351	10:49.178							
6	2:06.296	24.943	37.900	26.518	36.935	12:55.474							
7	2:06.258	24.875	37.940	26.978	36.465	15:01.732							
8	2:19.491B	25.232	38.854	27.744	47.661	17:21.223							
9	6:29.750	4:41.586	40.633	28.092	39.439	23:50.973							
10	2:07.122	25.090	38.360	27.137	36.535	25:58.095							
11	2:06.247	24.787	38.257	26.906	36.297	28:04.342							
12	2:06.944	24.794	38.500	27.275	36.375	30:11.286							
17 Pedro ALOMAR ESP													
IGAXTEAM BEON													
1	2:57.542B	1:01.331	38.861	26.903	50.447	2:57.542							
2	2:30.224	50.259	37.552	26.574	35.839	5:27.766							
3	2:03.236	24.371	37.313	25.918	35.634	7:31.002							
4	2:03.002	24.273	37.039	25.827	35.863	9:34.004							
5	2:04.206	24.367	37.654	26.289	35.896	11:38.210							
6	2:28.390B	24.396	37.677	30.606	55.711	14:06.600							
7	9:50.663	8:09.762	38.143	26.727	36.031	23:57.263							
8	2:04.012	24.608	37.418	26.242	35.744	26:01.275							
9	2:03.519	24.249	37.302	25.787	36.181	28:04.794							
10	2:04.125	24.574	37.654	26.039	35.858	30:08.919							
23 Miguel RODRIGUEZ ESP													
CUNA DE CAMPEONES MIR RACING													
1	2:24.304	40.360	38.626	27.736	37.582	2:24.304							
2	2:07.071	24.928	38.676	26.846	36.621	4:31.375							
3	2:05.993	24.304	38.418	26.691	36.580	6:37.368							
4	2:06.022	24.590	38.104	27.013	36.315	8:43.390							
5	2:05.946	24.861	38.339	26.301	36.445	10:49.336							
6	2:06.141	24.650	38.289	26.316	36.886	12:55.477							
7	2:06.187	24.517	38.145	26.994	36.531	15:01.664							
8	2:06.441	25.027	38.058	26.818	36.538	17:08.105							
9	2:21.407B	25.711	38.595	26.772	50.329	19:29.512							
10	6:27.471	4:39.312	43.450	27.314	37.395	25:56.983							
11	2:06.868	24.535	38.323	27.480	36.530	28:03.851							
12	2:05.640	24.954	38.149	26.470	36.067	30:09.491							
26 Alejandra FERNANDEZ ESP													
CUNA DE CAMPEONES MIR RACING													
1	2:22.150	38.885	38.392	26.459	38.414	2:22.150							



Moto4

ESBK CIRCUIT DE BARCELONA-CATALUNYA

Entrenamiento Cronometrado

Slow Sector Analysis

Personal Best Session Best B Crossing the pit lane

Lap	Time	Sector 1	Sector 2	Sector 3	Sector 4	Elapsed	Lap	Time	Sector 1	Sector 2	Sector 3	Sector 4	Elapsed
2	2:06.301	24.721	38.723	26.917	35.940	4:28.451	1	2:43.919	42.113	48.563	29.138	44.105	2:43.919
3	2:08.704	25.398	40.085	26.818	36.403	6:37.155	2	2:05.650	24.807	38.341	26.465	36.037	4:49.569
4	2:06.173	25.103	38.258	26.562	36.250	8:43.328	3	2:05.510	24.626	38.204	26.692	35.988	6:55.079
5	2:05.590	24.550	38.286	26.505	36.249	10:48.918	4	2:06.878	25.161	38.465	26.650	36.602	9:01.957
6	2:14.826 B	24.784	38.047	26.566	45.429	13:03.744	5	2:05.127	25.155	37.916	26.278	35.778	11:07.084
7	4:19.244	2:34.320	40.664	27.558	36.702	17:22.988	6	2:04.005	24.400	37.529	26.286	35.790	13:11.089
8	2:06.022	25.026	37.872	26.358	36.766	19:29.010	7	2:05.167	24.715	37.647	26.759	36.046	15:16.256
9	2:16.689 B	25.876	38.479	27.115	45.219	21:45.699	8	2:19.374 B	25.051	38.042	26.693	49.588	17:35.630
10	2:26.420	43.245	39.187	27.447	36.541	24:12.119	9	8:21.169	6:37.416	39.493	27.035	37.225	25:56.799
11	2:05.743	25.267	37.733	26.442	36.301	26:17.862	10	2:06.752	25.363	38.047	26.894	36.448	28:03.551
12	2:06.243	25.170	38.136	26.477	36.460	28:24.105							
13	2:05.320	24.721	37.914	26.520	36.165	30:29.425							

44 **Ivan UCEDA** ESP
IGAXTEAM BEON

1	2:43.688	48.062	43.148	30.189	42.289	2:43.688
2	2:10.526	26.175	39.904	27.163	37.284	4:54.214
3	2:06.721	25.001	38.511	26.736	36.473	7:00.935
4	2:05.907	24.702	38.267	26.604	36.334	9:06.842
5	2:06.021	24.659	38.114	26.761	36.487	11:12.863
6	2:06.583	24.795	38.308	26.649	36.831	13:19.446
7	2:19.515 B	25.152	38.764	27.340	48.259	15:38.961
8	8:11.886	6:24.165	41.163	27.636	38.922	23:50.847
9	2:06.462	25.133	38.150	26.594	36.585	25:57.309
10	2:06.674	24.713	38.533	26.928	36.500	28:03.983
11	2:05.391	24.721	37.976	26.336	36.358	30:09.374

45 **Alex LONGARELA** ESP
IGAXTEAM BEON

1	2:57.347 B	1:01.650	38.975	26.459	50.263	2:57.347
2	2:30.248	50.595	37.666	26.183	35.804	5:27.595
3	2:03.106	24.309	37.390	26.000	35.407	7:30.701
4	2:03.238	24.259	37.158	25.973	35.848	9:33.939
5	2:04.275	24.193	37.990	26.316	35.776	11:38.214
6	2:04.962	24.229	37.941	27.298	35.494	13:43.176
7	2:23.337 B	24.835	38.232	26.624	53.646	16:06.513
8	7:51.094	6:10.090	38.531	26.361	36.112	23:57.607
9	2:02.878	24.451	37.313	25.981	35.133	26:00.485
10	2:03.027	23.893	37.175	26.407	35.552	28:03.512
11	2:02.884	24.348	37.138	26.050	35.348	30:06.396

46 **Alvaro LUCAS** ESP
MRE TALENT CORSE

1	2:44.004	47.674	43.353	30.230	42.747	2:44.004
2	2:07.655	25.642	39.357	26.866	35.790	4:51.659
3	2:03.861	24.359	37.696	26.087	35.719	6:55.520
4	2:06.460	24.357	38.153	26.804	37.146	9:01.980
5	2:04.458	24.912	37.456	26.272	35.818	11:06.438
6	2:04.501	24.628	37.477	26.541	35.855	13:10.939
7	2:24.166 B	25.106	38.038	26.891	54.131	15:35.105
8	8:38.497	6:54.542	40.226	27.089	36.640	24:13.602
9	2:04.389	24.704	37.577	26.436	35.672	26:17.991
10	2:05.923	24.777	38.231	26.599	36.316	28:23.914
11	2:07.758	25.507	38.239	27.039	36.973	30:31.672

48 **Andres GARCIA** ESP
CUNA DE CAMPEONES MIR RACING

49 **Izan RODRIGUEZ** ESP
ETG RACING BEON

1	3:02.944	1:15.718	41.349	28.195	37.682	3:02.944
2	2:05.999	25.083	38.125	26.890	35.901	5:08.943
3	2:05.216	24.976	37.537	26.924	35.779	7:14.159
4	2:03.935	24.755	37.462	26.335	35.383	9:18.094
5	2:03.886	24.678	37.499	26.319	35.390	11:21.980
6	2:03.740	24.689	37.312	26.475	35.264	13:25.720
7	2:15.821 B	24.692	37.327	26.336	47.466	15:41.541
8	6:31.749	4:51.338	38.037	26.608	35.766	22:13.290
9	2:05.134	25.174	37.704	26.563	35.693	24:18.424
10	2:04.294	24.908	37.532	26.272	35.582	26:22.718
11	2:04.395	24.679	37.765	26.432	35.519	28:27.113
12	2:04.607	24.506	37.415	26.111	36.575	30:31.720

65 **Izan CURIA** ESP
TEAM CURIA / SEMILLA AZTECA

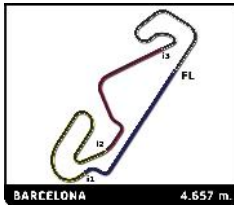
1	2:21.701	30.677	42.043	29.351	39.630	2:21.701
2	2:09.585	25.454	39.322	27.452	37.357	4:31.286
3	2:07.620	24.726	38.732	27.029	37.133	6:38.906
4	2:06.935	24.608	38.441	27.174	36.712	8:45.841
5	2:07.262	24.695	38.327	26.713	37.527	10:53.103
6	2:09.172	24.992	39.373	27.462	37.345	13:02.275
7	2:26.536 B	25.334	39.279	27.173	54.750	15:28.811
8	8:19.602	6:32.211	40.937	28.183	38.271	23:48.413
9	2:09.301	25.849	39.177	27.045	37.230	25:57.714
10	2:06.576	24.730	38.567	26.940	36.339	28:04.290
11	2:06.762	24.749	38.362	26.780	36.871	30:11.052

66 **Joel MORA** ESP
QRG MOTOR RACING BEON

1	2:21.868	30.092	42.639	29.633	39.504	2:21.868
2	2:11.973	26.134	39.863	27.630	38.346	4:33.841
3	2:34.126 B	26.328	40.996	30.025	56.777	7:07.967
4	4:37.855	2:50.167	40.093	28.522	39.073	11:45.822
5	2:14.059	26.433	40.520	28.512	38.594	13:59.881
6	2:14.813	26.477	40.770	28.658	38.908	16:14.694
7	2:37.901 B	29.106	43.070	31.048	54.677	18:52.595
8	7:08.721	5:20.949	40.658	28.538	38.576	26:01.316
9	2:12.857	25.598	40.241	28.146	38.872	28:14.173

69 **Fernando BUJOSA** ESP
MIGUEL OLIVEIRA FAN CLUB RACING BEON

1	2:21.452	34.530	39.898	28.159	38.865	2:21.452
2	2:08.028	25.211	39.089	26.935	36.793	4:29.480
3	2:07.413	24.874	38.628	27.356	36.555	6:36.893



Moto4

ESBK CIRCUIT DE BARCELONA-CATALUNYA

Entrenamiento Cronometrado

Slow Sector Analysis

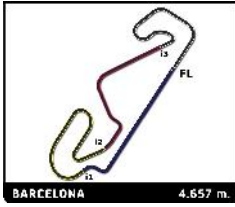
Personal Best Session Best B Crossing the pit lane

Lap	Time	Sector 1	Sector 2	Sector 3	Sector 4	Elapsed	Lap	Time	Sector 1	Sector 2	Sector 3	Sector 4	Elapsed
4	2:06.222	24.713	38.173	26.697	36.639	8:43.115	2	2:18.966B	25.243	38.937	27.782	47.004	5:33.033
5	2:07.956	24.967	39.330	26.956	36.703	10:51.071	3	3:09.921	1:23.256	42.791	27.248	36.626	8:42.954
6	2:07.827	24.559	39.718	26.838	36.712	12:58.898	4	2:05.828	24.869	38.171	26.565	36.223	10:48.782
7	2:18.601B	24.092	38.182	26.967	49.360	15:17.499	5	2:06.403	25.036	38.013	26.557	36.797	12:55.185
8	8:34.228	6:47.777	39.005	27.157	40.289	23:51.727	6	2:06.848	24.999	38.605	26.916	36.328	15:02.033
9	2:06.289	24.825	38.198	26.736	36.530	25:58.016	7	2:06.281	25.079	38.054	26.537	36.611	17:08.314
10	2:06.606	24.766	38.590	26.794	36.456	28:04.622	8	2:06.564	25.343	38.044	26.912	36.265	19:14.878
11	2:06.573	24.862	37.974	27.145	36.592	30:11.195	9	2:20.873B	25.245	39.915	27.509	48.204	21:35.751

70 Iaroslav KARPUSHIN							84 Lorenzo GUYAU						
AUSTIN RACING VHC LIQUI MOLY							TECH SOLUTIONS						
Lap	Time	Sector 1	Sector 2	Sector 3	Sector 4	Elapsed	Lap	Time	Sector 1	Sector 2	Sector 3	Sector 4	Elapsed
1	4:30.210	2:46.933	39.896	26.980	36.401	4:30.210	1	2:44.588	48.670	42.330	30.111	43.477	2:44.588
2	2:06.566	24.716	38.314	26.941	36.595	6:36.776	2	2:09.691	25.436	39.280	27.622	37.353	4:54.279
3	2:06.031	24.578	38.162	26.689	36.602	8:42.807	3	2:06.009	24.496	38.036	26.991	36.486	7:00.288
4	2:05.829	24.648	38.155	26.844	36.182	10:48.636	4	2:05.747	24.586	38.097	26.707	36.357	9:06.035
5	2:05.556	24.966	37.937	26.572	36.081	12:54.192	5	2:05.451	24.642	37.949	26.749	36.111	11:11.486
6	2:05.567	24.606	37.957	26.791	36.213	14:59.759	6	2:22.144B	24.926	38.668	27.540	51.010	13:33.630
7	2:19.365B	24.971	38.508	27.232	48.654	17:19.124	7	10:27.210	8:45.180	38.508	27.082	36.440	24:00.840
8	8:37.650	6:52.358	40.039	27.615	37.638	25:56.774	8	2:05.758	24.830	37.967	26.786	36.175	26:06.598
9	2:06.712	25.169	38.022	27.077	36.444	28:03.486	9	2:07.482	24.823	38.006	26.715	37.938	28:14.080
10	2:05.314	25.165	37.780	26.226	36.143	30:08.800	10	2:05.517	24.876	37.853	26.745	36.043	30:19.597

71 Carlos CANO							72 Pio GABRIEL						
H43 TEAM NOBBY PAKOSTA37							JEG RACING BRS						
Lap	Time	Sector 1	Sector 2	Sector 3	Sector 4	Elapsed	Lap	Time	Sector 1	Sector 2	Sector 3	Sector 4	Elapsed
1	2:44.729	49.912	42.966	29.304	42.547	2:44.729	1	2:24.770	38.750	40.165	27.928	37.927	2:24.770
2	2:06.547	24.990	38.784	26.488	36.285	4:51.276	2	2:09.118	24.974	38.675	27.153	38.316	4:33.888
3	2:04.172	24.541	37.661	26.200	35.770	6:55.448	3	2:07.568	24.750	38.696	27.323	36.799	6:41.456
4	2:06.961	24.321	39.850	26.396	36.394	9:02.409	4	2:07.589	24.911	38.504	27.367	36.807	8:49.045
5	2:03.969	24.124	37.586	26.366	35.893	11:06.378	5	2:07.211	24.874	38.372	27.103	36.862	10:56.256
6	2:04.496	24.373	37.697	26.515	35.911	13:10.874	6	2:06.930	24.810	38.410	26.898	36.812	13:03.186
7	2:07.463	25.915	38.531	26.715	36.302	15:18.337	7	2:06.919	24.855	38.417	26.840	36.807	15:10.105
8	2:03.884	24.517	37.457	25.981	35.929	17:22.221	8	2:07.888	25.253	38.584	27.034	37.017	17:17.993
9	2:19.680B	24.913	38.082	26.843	49.842	19:41.901	9	2:25.960B	31.019	43.281	27.711	43.949	19:43.953
10	4:53.778	3:11.333	38.568	26.954	36.923	24:35.679	10	4:07.664	2:23.311	38.472	27.273	38.608	23:51.617
11	2:04.665	24.695	37.621	26.326	36.023	26:40.344	11	2:07.282	25.457	38.157	27.263	36.405	25:58.899
12	2:05.246	24.731	37.872	26.416	36.227	28:45.590	12	2:06.707	24.658	38.433	26.602	37.014	28:05.606
13	2:06.976	24.800	37.625	27.686	36.865	30:52.566	13	2:06.218	24.812	38.138	26.744	36.524	30:11.824

77 Kerman D. MARTINEZ						
CUNA DE CAMPEONES						
Lap	Time	Sector 1	Sector 2	Sector 3	Sector 4	Elapsed
1	3:14.067	1:29.160	40.285	27.410	37.212	3:14.067

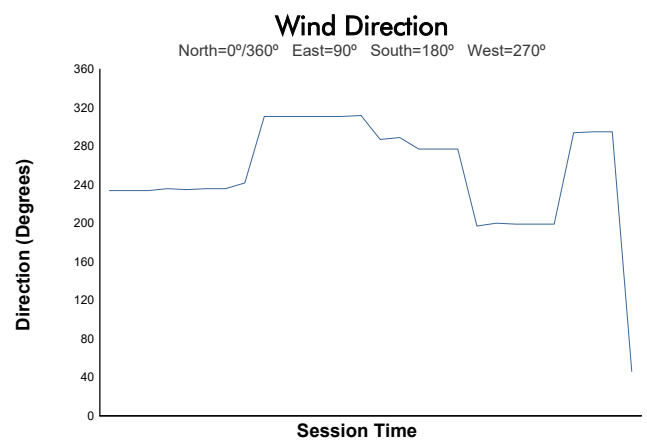
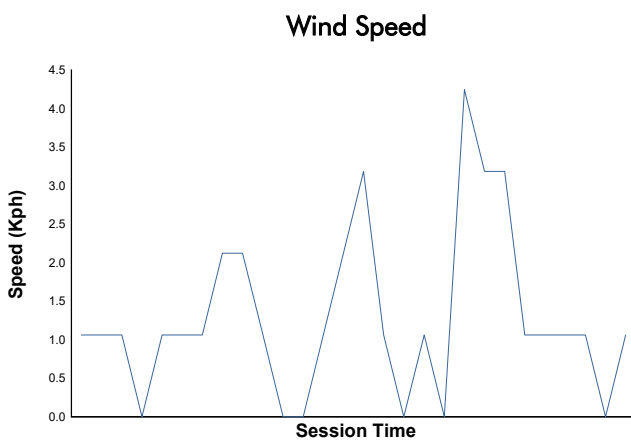
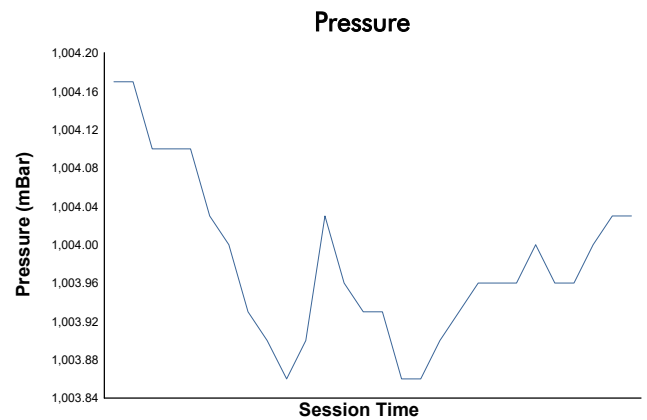
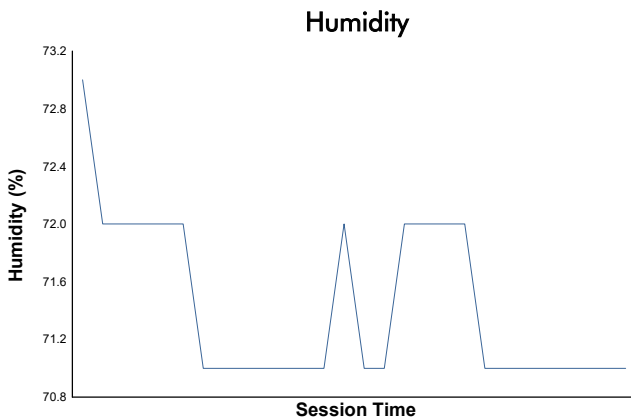
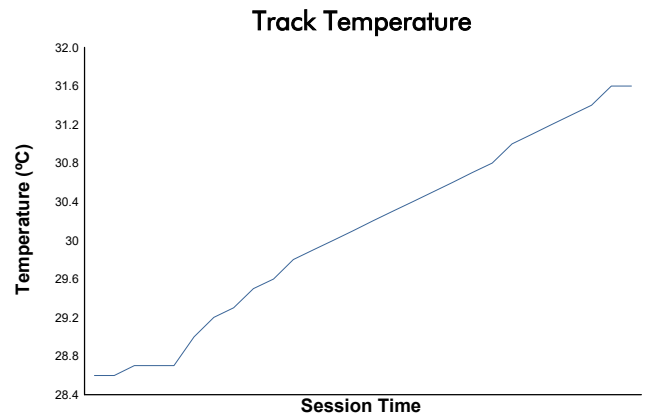
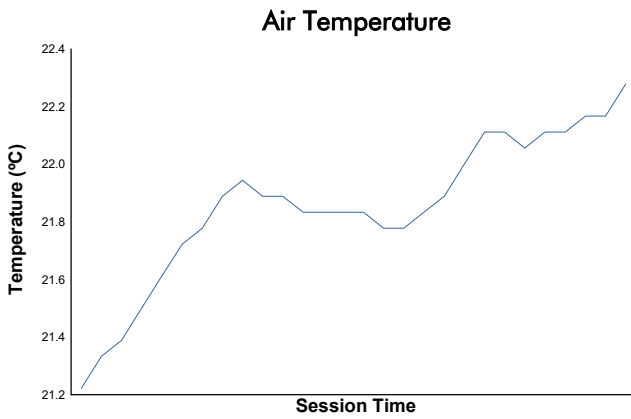


ESBK CIRCUIT DE BARCELONA-CATALUNYA

Moto4

Entrenamiento Cronometrado

Weather Report



Track Status: **DRY**