



Moto4

ESBK CIRCUIT DE BARCELONA-CATALUNYA

Carrera 2 (10 Laps, 46.6 km.)

Classification

No	Rider	Nat	Team	Bike	Tires	Cl.	Laps	Total Time	Gap	Kph	Best Lap		
											Lap	Time	Kph
1	71 Carlos CANO	ESP	H43 TEAM NOBBY PAKOSTA37	BEON	DUNLOP		10	20:35.957	+0.015	135.6	2	2:02.486	136.9
2	45 Alex LONGARELA	ESP	IGAXTEAM	BEON	DUNLOP		10	20:35.942	-	135.6	10	2:02.532	136.8
3	17 Pedro ALOMAR	ESP	IGAXTEAM	BEON	DUNLOP		10	20:36.052	+0.110	135.6	10	2:02.683	136.7
4	70 Iaroslav KARPUSHIN	RUS	AUSTIN RACING VHC LIQUI MOLY	CORSE	DUNLOP		10	20:36.135	+0.193	135.6	3	2:02.575	136.8
5	7 Beñat FERNANDEZ	ESP	AUSTIN RACING VHC LIQUI MOLY	CORSE	DUNLOP		10	20:36.258	+0.316	135.6	10	2:02.464	136.9
6	5 Miguel BERNAL	ESP	MRE TALENT	CORSE	DUNLOP		10	20:36.319	+0.377	135.6	6	2:01.970	137.5
7	77 Kerman D. MARTINEZ	ESP	CUNA DE CAMPEONES	MIR RACING	DUNLOP		10	20:36.387	+0.445	135.6	10	2:02.491	136.9
8	46 Alvaro LUCAS	ESP	MRE TALENT	CORSE	DUNLOP		10	20:36.512	+0.570	135.6	10	2:02.050	137.4
9	8 Nikola MIROSLAVOV	BGR	METMOTO RING RACING16	BEON	DUNLOP		10	20:36.739	+0.797	135.6	7	2:02.290	137.1
10	26 Alejandra FERNANDEZ	ESP	CUNA DE CAMPEONES	MIR RACING	DUNLOP		10	20:36.894	+0.952	135.5	10	2:02.304	137.1
11	10 Afonso DUARTE	PRT	MIGUEL OLIVEIRA FAN CLUB RACING TEAM	BEON	DUNLOP		10	20:48.147	+12.205	134.3	3	2:02.833	136.5
12	72 Pio GABRIEL	FRA	JEG RACING BRS	BEON	DUNLOP		10	21:01.220	+25.278	132.9	10	2:04.650	134.5
13	48 Andres GARCIA	ESP	CUNA DE CAMPEONES	MIR RACING	DUNLOP		10	21:01.485	+25.543	132.9	2	2:03.482	135.8
14	12 Adriano DONOSO	ESP	FIFTY MOTORSPORT	BEON	DUNLOP		10	21:01.525	+25.583	132.9	2	2:03.716	135.5
15	11 Jesús TORRES	ESP	CUNA DE CAMPEONES	MIR RACING	DUNLOP		10	21:01.570	+25.628	132.9	2	2:03.838	135.4
16	65 Izan CURIA	ESP	TEAM CURIA / SEMILLA AZTECA		DUNLOP		10	21:12.692	+36.750	131.7	3	2:06.128	132.9
17	66 Joel MORA	ESP	QRG MOTOR RACING	BEON	DUNLOP		10	21:13.037	+37.095	131.7	3	2:05.984	133.1
18	69 Fernando BUJOSA	ESP	MIGUEL OLIVEIRA FAN CLUB RACING TEAM	BEON	DUNLOP		10	21:22.374	+46.432	130.7	7	2:01.980	137.4
Retired													
23	Miguel RODRIGUEZ	ESP	CUNA DE CAMPEONES	MIR RACING	DUNLOP		9	19:05.820			2	2:06.073	133.0
49	Izan RODRIGUEZ	ESP	ETG RACING	BEON	DUNLOP		4	8:45.523			3	2:04.482	134.7
Not Started													
44	Ivan UCEDA	ESP	IGAXTEAM	BEON	DUNLOP								
84	Lorenzo GUYAU	FRA	TECH SOLUTIONS	BEON	DUNLOP								

Pole Position:

Alex LONGARELA

Fastest Lap:

Lap6

Miguel BERNAL

2:01.970

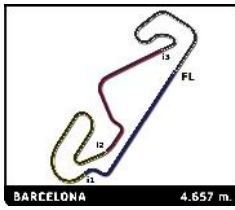
137.5 Kph

#69 Sanción de 42 segundos por no cumplir Ride Trough
 #69 Sanción de 3 segundos por atajo en pista curvas 1-2
 #45 Sanción de 1 posición al final de carrera por límites de pista en última vuelta

Published at:

Track Status: **DRY**

Race Director:	Timekeeper: Denís del Pozo López 565410-B
-----------------------	--------------------------------------------------------



Moto4

ESBK CIRCUIT DE BARCELONA-CATALUNYA

Carrera 2

Lap Chart

No	Pos	Grid	Lap									
			1	2	3	4	5	6	7	8	9	10
45	1	45	45	45	71	45	45	71	45	45	70	45
71	2	71	17	71	7	71	7	45	70	5	71	71
46	3	46	71	46	45	46	71	7	7	77	17	17
8	4	8	46	17	17	17	46	70	71	70	45	70
49	5	49	7	7	46	7	70	46	46	17	8	7
7	6	7	69	70	70	70	17	17	17	8	7	5
77	7	77	8	8	8	77	8	5	5	46	77	77
11	8	11	70	77	5	8	77	77	77	26	5	46
48	9	48	77	69	77	5	5	8	8	7	69	8
17	10	17	10	26	10	69	69	26	26	71	46	26
5	11	5	26	10	69	26	26	69	69	69	26	69
70	12	70	5	5	26	10	10	10	10	10	10	10
26	13	26	11	48	48	11	11	48	48	11	48	72
44	14	44	12	11	11	12	48	11	11	12	11	48
84	15	84	48	12	12	48	12	12	12	48	12	12
12	16	12	66	72	72	72	72	72	72	72	72	11
10	17	10	72	66	66	65	65	65	65	66	65	65
23	18	23	65	23	23	66	23	23	23	23	23	66
72	19	72	23	65	65	23	66	66	66	65	66	
69	20	69	49	49	49							
65	21	65										
66	22	66										



Moto4

ESBK CIRCUIT DE BARCELONA-CATALUNYA

Carrera 2

Best Sector Times

Sector 1		Sector 2		Sector 3		Sector 4		Ideal Lap		Best Lap		
Pos	No Rider	Time	No Rider	Time	No Rider	Time	No Rider	Time	Pos	No	Lap	Lap
1	69 F.BUJOSA	23.556	46 A.LUCAS	36.758	70 I.KARPUSHIN	25.666	7 B.FERNANDEZ	34.971	1	7	2:01.434	2:02.464 (6)
2	5 M.BERNAL	23.655	71 C.CANO	36.797	71 C.CANO	25.669	26 A.FERNANDEZ	35.000	2	70	2:01.528	2:02.575 (10)
3	48 A.GARCIA	23.751	7 B.FERNANDEZ	36.911	7 B.FERNANDEZ	25.699	5 M.BERNAL	35.067	3	46	2:01.544	2:02.050 (3)
4	46 A.LUCAS	23.764	70 I.KARPUSHIN	36.950	77 K.MARTINEZ	25.744	70 I.KARPUSHIN	35.104	4	5	2:01.595	2:01.970 (1)
5	45 A.LONGARELA	23.772	5 M.BERNAL	36.970	45 A.LONGARELA	25.790	71 C.CANO	35.156	5	71	2:01.728	2:02.486 (7)
6	70 I.KARPUSHIN	23.808	17 P.ALOMAR	36.984	17 P.ALOMAR	25.799	46 A.LUCAS	35.161	6	69	2:01.822	2:01.980 (2)
7	7 B.FERNANDEZ	23.853	45 A.LONGARELA	37.069	26 A.FERNANDEZ	25.834	77 K.MARTINEZ	35.179	7	77	2:01.893	2:02.491 (8)
8	8 N.MIROSLAVOV	23.877	77 K.MARTINEZ	37.078	69 F.BUJOSA	25.847	17 P.ALOMAR	35.187	8	26	2:01.906	2:02.304 (5)
9	77 K.MARTINEZ	23.892	8 N.MIROSLAVOV	37.097	8 N.MIROSLAVOV	25.851	69 F.BUJOSA	35.259	9	45	2:01.964	2:02.532 (9)
10	26 A.FERNANDEZ	23.925	26 A.FERNANDEZ	37.147	46 A.LUCAS	25.861	45 A.LONGARELA	35.333	10	17	2:02.007	2:02.683 (11)
11	17 P.ALOMAR	24.037	69 F.BUJOSA	37.160	5 M.BERNAL	25.903	8 N.MIROSLAVOV	35.338	11	8	2:02.163	2:02.290 (4)
12	10 A.DUARTE	24.073	10 A.DUARTE	37.326	10 A.DUARTE	25.963	49 I.RODRIGUEZ	35.345	12	10	2:02.718	2:02.833 (12)
13	71 C.CANO	24.106	49 I.RODRIGUEZ	37.581	11 J.TORRES	26.161	10 A.DUARTE	35.356	13	48	2:03.374	2:03.482 (13)
14	12 A.DONOSO	24.313	11 J.TORRES	37.582	12 A.DONOSO	26.180	12 A.DONOSO	35.543	14	12	2:03.626	2:03.716 (14)
15	72 P.GABRIEL	24.338	12 A.DONOSO	37.590	48 A.GARCIA	26.361	48 A.GARCIA	35.598	15	11	2:03.838	2:03.838 (15)
16	11 J.TORRES	24.351	72 P.GABRIEL	37.620	72 P.GABRIEL	26.419	11 J.TORRES	35.744	16	49	2:04.180	2:04.482 (16)
17	23 M.RODRIGUEZ	24.438	48 A.GARCIA	37.664	49 I.RODRIGUEZ	26.501	72 P.GABRIEL	36.025	17	72	2:04.402	2:04.650 (17)
18	66 J.MORA	24.475	66 J.MORA	37.957	65 I.CURIA	26.609	23 M.RODRIGUEZ	36.276	18	23	2:05.362	2:06.073 (19)
19	65 I.CURIA	24.593	23 M.RODRIGUEZ	38.012	23 M.RODRIGUEZ	26.636	65 I.CURIA	36.335	19	66	2:05.476	2:05.984 (18)
20	49 I.RODRIGUEZ	24.753	65 I.CURIA	38.028	66 J.MORA	26.689	66 J.MORA	36.355	20	65	2:05.565	2:06.128 (20)



Moto4

ESBK CIRCUIT DE BARCELONA-CATALUNYA

Carrera 2

Best Top Speed

No Rider	Team	Class	Top 1		Top 2		Top 3		Top 4		Top 5		Avg
			Kph	Lap	Kph	Lap	Kph	Lap	Kph	Lap	Kph	Lap	
26	Alejandra FERNANDEZ	CUNA DE CAMPEONES	188.7	6	188.7	5	188.1	2	187.8	4	186.2	10	187.9
77	Kerman D. MARTINEZ	CUNA DE CAMPEONES	188.7	4	188.7	2	187.4	6	187.1	10	185.5	5	187.5
8	Nikola MIROSLAVOV	METMOTO RING RACING16	188.1	4	187.1	8	186.2	2	185.8	7	183.3	10	186.1
45	Alex LONGARELA	IGAXTEAM	188.1	10	185.5	7	179.7	4	179.7	3	179.4	6	182.5
5	Miguel BERNAL	MRE TALENT	187.4	4	186.8	3	186.2	5	185.8	10	183.3	7	185.9
48	Andres GARCIA	CUNA DE CAMPEONES	187.4	2	176.2	4	174.5	6	174.0	3	172.8	7	177.0
46	Alvaro LUCAS	MRE TALENT	185.8	10	182.7	5	181.8	2	181.2	6	180.6	9	182.4
70	Iaroslav KARPUSHIN	AUSTIN RACING VHC LIQUI MOLY	185.8	4	184.9	2	183.0	5	181.5	3	181.2	6	183.3
23	Miguel RODRIGUEZ	CUNA DE CAMPEONES	184.6	4	183.0	3	181.8	2	180.3	5	177.6	6	181.5
7	Beñat FERNANDEZ	AUSTIN RACING VHC LIQUI MOLY	184.3	10	182.7	9	182.1	5	180.6	6	180.3	4	182.0
69	Fernando BUJOSA	MIGUEL OLIVEIRA FAN CLUB RACING TEAM	184.0	5	183.6	6	183.0	7	183.0	3	182.7	9	183.3
17	Pedro ALOMAR	IGAXTEAM	183.6	10	182.7	7	182.1	6	182.1	4	181.5	9	182.4
10	Afonso DUARTE	MIGUEL OLIVEIRA FAN CLUB RACING TEAM	183.3	2	182.7	5	182.7	4	182.4	3	180.3	6	182.3
66	Joel MORA	QRG MOTOR RACING	183.3	2	182.1	3	178.5	4	176.8	5	176.5	7	179.4
65	Izan CURIA	TEAM CURIA / SEMILLA AZTECA	183.0	4	182.4	3	182.1	2	180.0	6	176.5	10	180.8
71	Carlos CANO	H43 TEAM NOBBY PAKOSTA37	182.4	9	181.5	10	181.5	2	181.2	6	179.7	7	181.3
72	Pio GABRIEL	JEG RACING BRS	181.8	7	181.8	2	181.5	9	181.2	6	180.9	5	181.4
12	Adriano DONOSO	FIFTY MOTORSPORT	178.8	2	178.5	10	175.4	3	175.1	6	174.2	9	176.4
11	Jesús TORRES	CUNA DE CAMPEONES	175.9	6	175.4	10	175.4	2	174.8	7	174.8	3	175.3
49	Izan RODRIGUEZ	ETG RACING	171.8	4	170.4	3	169.1	2					170.4
44	Ivan UCEDA	IGAXTEAM											
84	Lorenzo GUYAU	TECH SOLUTIONS											



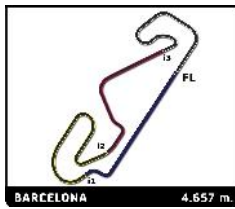
Moto4

ESBK CIRCUIT DE BARCELONA-CATALUNYA

Carrera 2

Fastest Lap Sequence

Elapsed	No Rider	Team	Bike	Class	Time	Kph	Lap
4:09.095	45 Alex LONGARELA	IGAXTEAM	BEON		2:03.023	136.3	2
4:09.133	71 Carlos CANO	H43 TEAM NOBBY PAKOSTA37	BEON		2:02.486	136.9	2
4:09.202	46 Alvaro LUCAS	MRE TALENT	CORSE		2:02.409	137.0	2
6:14.519	5 Miguel BERNAL	MRE TALENT	CORSE		2:02.290	137.1	3
12:23.554	5 Miguel BERNAL	MRE TALENT	CORSE		2:01.970	137.5	6



Moto4

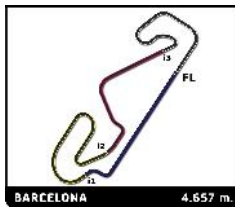
ESBK CIRCUIT DE BARCELONA-CATALUNYA

Carrera 2

Sector Analysis

— Invalidated Lap ■ Personal Best ■ Session Best B Crossing the pit lane

Lap	Time	Sector 1	Sector 2	Sector 3	Sector 4	T.SpD	Lap	Time	Sector 1	Sector 2	Sector 3	Sector 4	T.SpD
5 Miguel BERNAL ESP													
MRE TALENT CORSE													
1	2:09.745	29.288	38.287	26.668	35.502		3	2:05.518	24.832	38.205	26.599	35.882	174.8
2	2:02.484	24.322	37.066	25.903	35.193	179.1	4	2:05.431	24.888	38.131	26.432	35.980	171.8
3	2:02.290	23.655	37.301	25.989	35.345	186.8	5	2:06.432	25.085	38.233	27.082	36.032	171.5
4	2:03.797	24.210	37.206	26.772	35.609	187.4	6	2:06.257	24.798	38.578	26.712	36.169	175.9
5	2:03.268	24.093	37.060	26.340	35.775	186.2	7	2:06.040	24.759	38.224	27.073	35.984	174.8
6	2:01.970	23.795	36.970	26.138	35.067	181.5	8	2:05.964	24.914	38.195	26.620	36.235	171.5
7	2:03.146	24.463	37.115	25.909	35.659	183.3	9	2:06.986	25.106	38.478	27.142	36.260	173.1
8	2:03.067	23.900	37.502	26.290	35.375	180.6	10	2:05.292	24.729	37.867	26.470	36.226	175.4
9	2:04.195	25.461	37.194	26.214	35.326	176.2							
10	2:02.357	23.863	37.080	25.954	35.460	185.8							
7 Beñat FERNANDEZ ESP													
AUSTIN RACING VHC LIQUI MOLY CORSE													
1	2:06.851	27.941	37.765	25.873	35.272								
2	2:02.605	24.584	37.138	25.912	34.971	175.9							
3	2:03.001	23.853	37.464	26.194	35.490	178.5							
4	2:03.666	24.621	37.667	25.854	35.524	180.3							
5	2:03.322	23.964	37.678	26.089	35.591	182.1							
6	2:03.469	24.753	36.911	26.190	35.615	180.6							
7	2:03.353	24.240	37.202	26.268	35.643	179.4							
8	2:04.237	25.122	38.269	25.699	35.147	173.1							
9	2:03.290	23.909	37.189	26.249	35.943	182.7							
10	2:02.464	24.077	37.116	26.053	35.218	184.3							
8 Nikola MIROSLAVOV BGR													
METMOTO RING RACING16 BEON													
1	2:08.289	27.864	38.363	26.241	35.821								
2	2:03.032	24.214	37.097	26.103	35.618	186.2							
3	2:03.059	24.396	37.163	26.118	35.382	181.5							
4	2:03.904	24.640	37.388	26.226	35.650	188.1							
5	2:03.155	24.281	37.148	25.992	35.734	182.1							
6	2:03.248	24.217	37.160	26.017	35.854	182.7							
7	2:02.290	23.877	37.195	25.880	35.338	185.8							
8	2:03.225	23.925	37.771	25.925	35.604	187.1							
9	2:03.424	24.127	37.691	26.009	35.597	179.1							
10	2:03.113	24.531	37.176	25.851	35.555	183.3							
10 Afonso DUARTE PRT													
MIGUEL OLIVEIRA FAN CLUB RACING BEON													
1	2:08.922	28.932	37.902	26.200	35.888								
2	2:03.245	24.268	37.326	25.963	35.688	183.3							
3	2:02.833	24.073	37.401	26.003	35.356	182.4							
4	2:04.588	24.208	37.401	26.283	36.696	182.7							
5	2:04.141	24.301	37.523	26.445	35.872	182.7							
6	2:04.424	24.373	37.507	26.553	35.991	180.3							
7	2:04.437	24.606	37.566	26.527	35.738	178.8							
8	2:04.400	24.695	37.522	26.469	35.714	176.8							
9	2:04.780	24.739	37.701	26.494	35.846	175.6							
10	2:06.377	24.984	37.898	27.146	36.349	174.5							
11 Jesús TORRES ESP													
CUNA DE CAMPEONES MIR RACING													
1	2:09.812	29.030	38.405	26.534	35.843								
2	2:03.838	24.351	37.582	26.161	35.744	175.4							
12 Adriano DONOSO ESP													
FIFTY MOTORSPORT BEON													
1	2:09.939	29.455	38.037	26.904	35.543								
2	2:03.716	24.313	37.590	26.180	35.633	178.8							
3	2:05.524	24.870	38.027	26.846	35.781	175.4							
4	2:05.437	25.035	37.804	26.682	35.916	171.8							
5	2:06.443	25.177	38.214	26.987	36.065	171.2							
6	2:06.232	24.907	38.354	26.945	36.026	175.1							
7	2:06.078	24.899	38.176	27.094	35.909	172.0							
8	2:05.924	25.054	37.937	26.790	36.143	170.7							
9	2:07.002	25.174	38.534	26.982	36.312	174.2							
10	2:05.230	24.777	37.992	26.401	36.060	178.5							
17 Pedro ALOMAR ESP													
IGAXTEAM BEON													
1	2:06.553	28.320	36.984	25.842	35.407								
2	2:02.784	24.525	37.089	25.983	35.187	177.6							
3	2:03.309	24.445	37.572	25.973	35.319	175.1							
4	2:03.381	24.196	37.456	26.143	35.586	182.1							
5	2:04.031	24.896	37.349	26.170	35.616	180.6							
6	2:03.352	24.379	37.263	25.799	35.911	182.1							
7	2:03.182	24.356	37.257	25.910	35.659	182.7							
8	2:03.445	24.713	37.521	25.953	35.258	179.7							
9	2:03.332	24.058	37.337	26.559	35.378	181.5							
10	2:02.683	24.037	37.292	26.011	35.343	183.6							
23 Miguel RODRIGUEZ ESP													
CUNA DE CAMPEONES MIR RACING													
1	2:12.469	29.995	38.463	26.884	37.127								
2	2:06.073	24.438	38.409	26.636	36.590	181.8							
3	2:06.192	24.518	38.012	26.910	36.752	183.0							
4	2:06.505	24.460	38.253	26.985	36.807	184.6							
5	2:06.584	24.461	38.685	26.973	36.465	180.3							
6	2:06.901	24.726	38.431	27.459	36.285	177.6							
7	2:06.711	25.070	38.436	26.929	36.276	174.2							
8	2:07.383	25.357	38.267	27.009	36.750	174.5							
9	2:07.002	25.152	38.515	26.689	36.646	174.8							
26 Alejandra FERNANDEZ ESP													
CUNA DE CAMPEONES MIR RACING													
1	2:08.993	29.184	37.887	26.117	35.805								
2	2:03.022	24.036	37.309	26.108	35.569	188.1							
3	2:03.378	24.494	37.561	26.122	35.201	183.0							
4	2:03.410	23.936	37.571	26.122	35.781	187.8							
5	2:03.230	24.079	37.236	25.834	36.081	188.7							
6	2:02.775	23.925	37.147	25.998	35.705	188.7							
7	2:02.352	23.951	37.343	25.907	35.151	184.9							
8	2:03.274	24.571	37.488	25.955	35.260	183.3							



Moto4

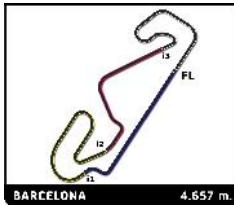
ESBK CIRCUIT DE BARCELONA-CATALUNYA

Carrera 2

Sector Analysis

— Invalidated Lap ■ Personal Best ■ Session Best B Crossing the pit lane

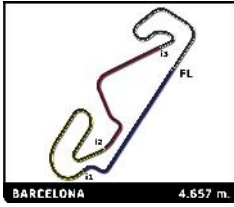
Lap	Time	Sector 1	Sector 2	Sector 3	Sector 4	T.Sp	Lap	Time	Sector 1	Sector 2	Sector 3	Sector 4	T.Sp
9	2:04.156	24.160	37.624	26.876	35.496	177.6	7	2:06.725	24.961	38.413	27.016	36.335	174.8
10	2:02.304	23.972	37.352	25.980	35.000	186.2	8	2:07.441	25.030	38.744	27.002	36.665	174.8
45	Alex LONGARELA					ESP	9	2:06.926	24.999	38.384	27.017	36.526	174.2
	IGAXTEAM					BEON	10	2:06.920	25.222	38.264	26.928	36.506	176.5
1	2:06.072	27.204	37.228	26.155	35.485		66	Joel MORA					ESP
2	2:03.023	24.413	37.144	26.082	35.384	175.9		QRG MOTOR RACING					BEON
3	2:03.419	24.312	37.290	26.190	35.627	179.7	1	2:12.170	29.842	38.515	26.764	37.049	
4	2:03.280	24.064	37.491	26.221	35.504	179.7	2	2:06.300	24.611	38.434	26.689	36.566	183.3
5	2:03.587	24.574	37.144	26.266	35.603	176.5	3	2:05.984	24.475	37.957	26.996	36.556	182.1
6	2:03.503	24.380	37.189	26.222	35.712	179.4	4	2:06.707	24.893	38.362	26.708	36.744	178.5
7	2:03.318	23.901	37.485	26.292	35.640	185.5	5	2:06.782	24.777	38.868	26.764	36.373	176.8
8	2:03.539	25.047	37.214	25.790	35.488	177.1	6	2:07.041	24.881	38.673	26.950	36.537	174.0
9	2:03.669	25.005	37.069	26.177	35.418	176.2	7	2:06.702	25.035	38.524	26.788	36.355	176.5
10	2:02.532	23.772	37.266	26.161	35.333	188.1	8	2:07.062	24.952	38.342	27.045	36.723	176.2
46	Alvaro LUCAS					ESP	9	2:07.330	24.974	38.393	27.077	36.886	175.1
	MRE TALENT					CORSE	10	2:06.959	25.166	38.476	26.827	36.490	174.0
1	2:06.793	28.122	37.392	25.941	35.338		69	Fernando BUJOSA					ESP
2	2:02.409	24.478	36.758	25.937	35.236	181.8		MIGUEL OLIVEIRA FAN CLUB RACING					BEON
3	2:03.508	24.927	37.298	25.987	35.296	175.1	1	2:08.203	28.355	37.736	26.239	35.873	
4	2:03.293	24.385	37.454	25.866	35.588	179.1	2	2:03.762	24.342	37.352	26.103	35.965	182.4
5	2:03.530	24.276	37.342	26.307	35.605	182.7	3	2:03.355	24.361	37.396	26.066	35.532	183.0
6	2:03.601	24.490	37.445	25.979	35.687	181.2	4	2:03.420	24.027	37.409	26.161	35.823	182.7
7	2:03.317	24.493	36.991	26.157	35.676	177.4	5	2:03.185	24.181	37.384	25.847	35.773	184.0
8	2:03.902	25.096	37.465	25.861	35.480	179.7	6	2:03.762	24.125	37.572	26.266	35.799	183.6
9	2:04.109	24.684	37.469	26.497	35.459	180.6	7	2:01.980	23.556	37.160	26.005	35.259	183.0
10	2:02.050	23.764	37.260	25.865	35.161	185.8	8	2:03.445	24.172	37.494	25.969	35.810	182.7
48	Andres GARCIA					ESP	9	2:03.270	24.175	37.275	26.330	35.490	182.7
	CUNA DE CAMPEONES					MIR RACING	10	2:02.992	24.070	37.527	26.042	35.353	181.2
1	2:10.134	29.491	38.258	26.787	35.598		70	Iaroslav KARPUSHIN					RUS
2	2:03.482	23.751	37.664	26.361	35.706	187.4		AUSTIN RACING VHC LIQUI MOLY					CORSE
3	2:05.531	25.087	37.760	26.825	35.859	174.0	1	2:08.363	28.791	37.605	26.452	35.515	
4	2:05.537	24.883	38.267	26.518	35.869	176.2	2	2:02.904	24.042	37.095	26.205	35.562	184.9
5	2:06.355	25.291	38.299	26.687	36.078	169.9	3	2:02.575	24.312	36.950	26.209	35.104	181.5
6	2:06.246	25.058	38.068	27.013	36.107	174.5	4	2:02.615	23.808	37.238	25.841	35.728	185.8
7	2:06.003	25.076	38.113	26.843	35.971	172.8	5	2:03.105	24.285	37.299	26.083	35.438	183.0
8	2:06.020	24.875	37.985	26.935	36.225	171.8	6	2:03.378	24.115	37.645	25.993	35.625	181.2
9	2:06.806	25.399	38.415	26.817	36.175	169.6	7	2:03.316	24.112	37.132	26.354	35.718	180.9
10	2:05.371	25.149	37.689	26.444	36.089	169.9	8	2:03.645	24.241	37.422	26.536	35.446	180.6
49	Izan RODRIGUEZ					ESP	9	2:03.298	24.105	37.500	26.221	35.472	180.0
	ETG RACING					BEON	10	2:02.936	24.501	37.399	25.666	35.370	179.7
1	2:30.172	44.875	40.741	27.745	36.811		71	Carlos CANO					ESP
2	2:05.903	25.285	38.092	26.861	35.665	169.1		H43 TEAM NOBBY PAKOSTA37					BEON
3	2:04.482	24.819	37.591	26.727	35.345	170.4	1	2:06.647	27.570	37.263	26.267	35.547	
4	2:04.966	24.753	37.693	26.706	35.814	171.8	2	2:02.486	24.106	36.945	26.076	35.359	181.5
65	Izan CURIA					ESP	3	2:03.283	24.752	37.000	26.013	35.518	176.5
	TEAM CURIA / SEMILLA AZTECA						4	2:03.458	24.765	37.468	25.797	35.428	178.2
1	2:12.412	30.157	38.595	26.839	36.821		5	2:03.585	24.629	37.326	26.114	35.516	174.5
2	2:06.209	24.712	38.351	26.698	36.448	182.1	6	2:03.403	24.434	37.125	26.205	35.639	181.2
3	2:06.128	24.593	38.028	26.781	36.726	182.4	7	2:03.546	24.532	37.158	26.142	35.714	179.7
4	2:06.202	24.756	38.410	26.609	36.427	183.0	8	2:04.282	24.601	38.856	25.669	35.156	177.1
5	2:06.771	24.822	38.744	26.846	36.359	176.5	9	2:02.542	24.148	36.797	26.088	35.509	182.4
6	2:06.958	24.727	38.686	27.163	36.382	180.0	10	2:02.725	24.241	37.115	26.120	35.249	181.5



Moto4
ESBK CIRCUIT DE BARCELONA-CATALUNYA
Carrera 2
Sector Analysis

— Invalidated Lap ■ Personal Best ■ Session Best B Crossing the pit lane

Lap	Time	Sector 1	Sector 2	Sector 3	Sector 4	T.Spd	Lap	Time	Sector 1	Sector 2	Sector 3	Sector 4	T.Spd
72	Pio GABRIEL						FRA						
	JEG RACING BRS						BEON						
1	2:12.180	29.709	38.263	26.740	37.468								
2	2:05.947	24.450	37.956	27.156	36.385	181.8							
3	2:05.525	24.583	38.082	26.696	36.164	180.6							
4	2:05.650	24.580	38.056	26.709	36.305	180.6							
5	2:05.650	24.568	37.965	26.751	36.366	180.9							
6	2:05.673	24.511	37.973	26.834	36.355	181.2							
7	2:05.524	24.543	38.050	26.784	36.147	181.8							
8	2:05.268	24.567	37.905	26.568	36.228	180.3							
9	2:05.153	24.523	37.620	26.419	36.591	181.5							
10	2:04.650	24.338	37.703	26.584	36.025	180.0							
77	Kerman D. MARTINEZ						ESP						
	CUNA DE CAMPEONES						MIR RACING						
1	2:08.650	28.936	37.707	26.284	35.723								
2	2:02.818	24.233	37.195	25.909	35.481	188.7							
3	2:03.283	23.967	37.812	26.017	35.487	182.7							
4	2:03.527	24.270	37.078	26.594	35.585	188.7							
5	2:03.233	24.474	37.144	25.885	35.730	185.5							
6	2:02.802	24.308	37.197	25.878	35.419	187.4							
7	2:02.546	24.362	37.261	25.744	35.179	180.9							
8	2:02.978	23.892	37.568	26.139	35.379	184.9							
9	2:04.059	25.164	37.302	26.341	35.252	175.4							
10	2:02.491	24.119	37.251	25.835	35.286	187.1							

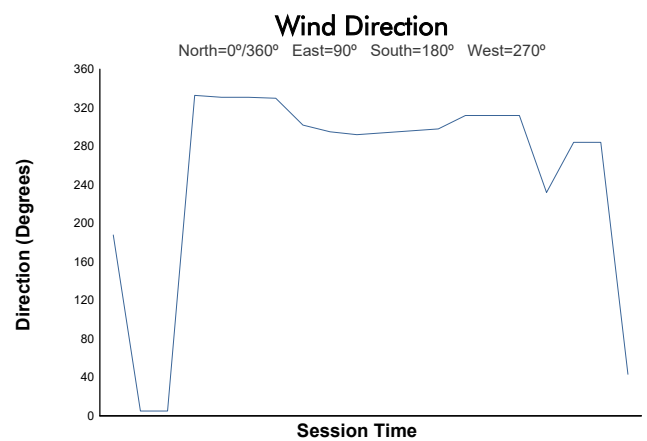
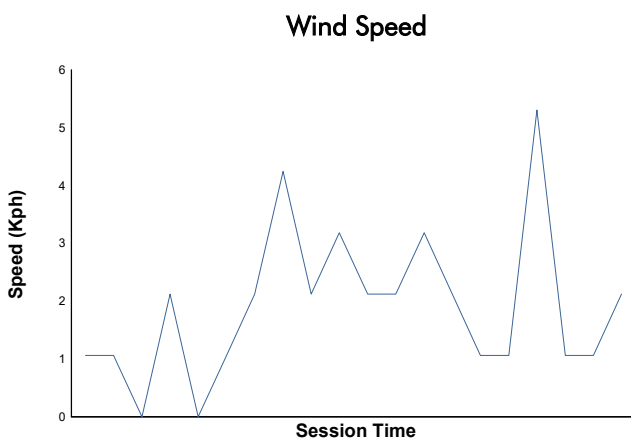
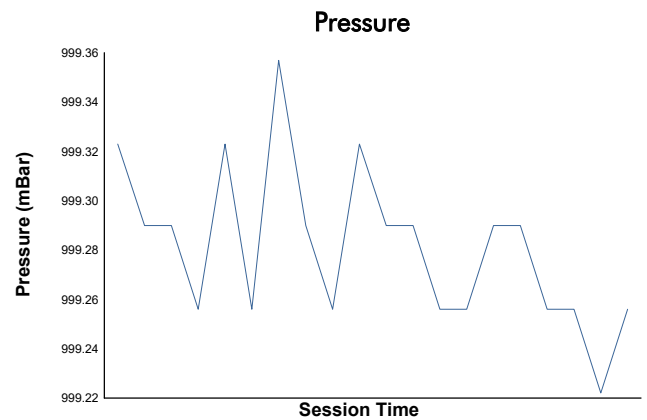
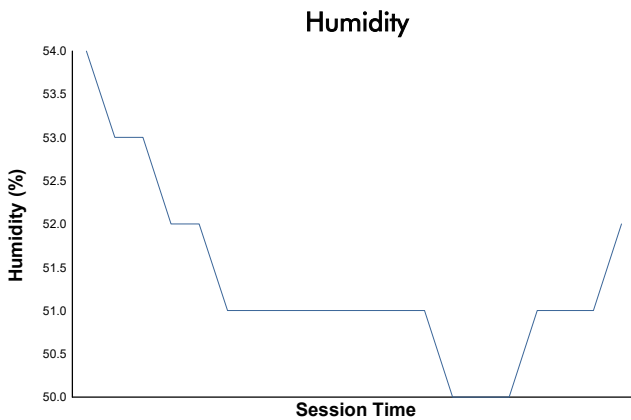
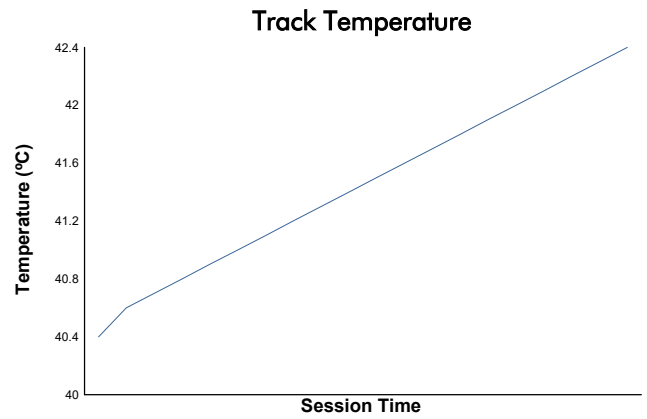
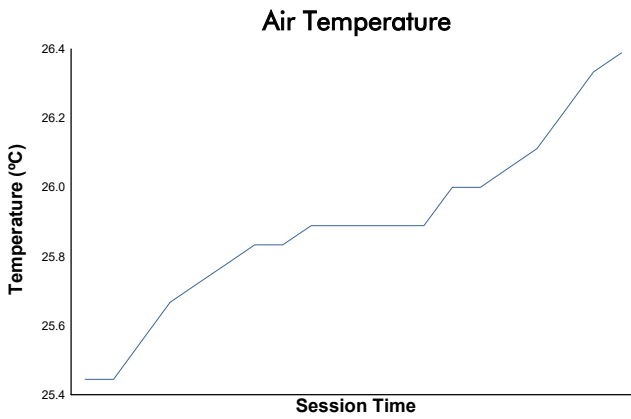


ESBK CIRCUIT DE BARCELONA-CATALUNYA

Moto4

Carrera 2

Weather Report



Track Status: **DRY**