

**Moto4**  
**ESBK**  
**CARRERA 1 (12 Vlt., 47,2 km.)**

Revised

Parrilla de salida

<b>55 I. GALAN</b> 2:01.877 21	<b>8 N. MIROSLAVOV</b> 2:00.345 20	<b>66 J. MORA</b> 2:03.388 19 <b>7</b>
<b>72 P. GABRIEL</b> 2:02.007 18	<b>12 A. DONOSO</b> 2:01.254 17	<b>5 M. BERNAL</b> 1:59.764 16 <b>6</b>
<b>65 I. CURIA</b> 1:59.659 15	<b>10 A. DUARTE</b> 1:59.494 14	<b>26 A. FERNANDEZ</b> 1:59.465 13 <b>5</b>
<b>77 K. MARTINEZ</b> 1:59.250 12	<b>46 A. LUCAS</b> 1:59.079 11	<b>23 M. RODRIGUEZ</b> 1:58.967 10 <b>4</b>
<b>69 F. BUJOSA</b> 1:58.668 9	<b>33 E. HOARAU</b> 1:58.513 8	<b>17 P. ALOMAR</b> 1:58.228 7 <b>3</b>
<b>48 A. GARCIA</b> 1:58.096 6	<b>70 I. KARPUSHIN</b> 1:58.025 5	<b>49 I. RODRIGUEZ</b> 1:57.986 4 <b>2</b>
<b>7 B. FERNANDEZ</b> 1:57.950 3	<b>71 C. CANO</b> 1:57.842 2	<b>45 A. LONGARELA</b> 1:57.399 1 <b>1</b>

Pole

#8 #55 - sanción de 3 posiciones en parrilla de salida por conducción irresponsable - línea blanca de pit-lane

Director de Carrera:  
Maximo Guerrero

Jefe de Cronometraje:  
Juan Carlos Jodra  
548713-GU



## Moto4

### ESBK

#### CARRERA 1 (12 Vlt., 47,2 km.)

### Clasificación

Nº Piloto	Nac	Equipo	Moto	Neum. Cl.	Vlts.	Tiempo Total	Dif.	Km/h	Mejor Vuelta				
									Vlt.	Tiempo Km/h			
1	70	IAROSLAV KARPUSHIN	RUS	AUSTIN RACING VHC LIQUI MOLY	CORSE	DUNLOP	12	23:54.614	-	118.4	2	1:58.562	119.4
2	71	CARLOS CANO	ESP	H43 TEAM NOBBY PAKOSTA37	BEON	DUNLOP	12	23:54.671	+0.057	118.4	2	1:58.011	120.0
3	48	ANDRES GARCIA	ESP	IGAXTEAM	BEON	DUNLOP	12	23:54.848	+0.234	118.4	2	1:57.928	120.1
4	45	ALEX LONGARELA	ESP	IGAXTEAM	BEON	DUNLOP	12	23:54.977	+0.363	118.4	2	1:58.329	119.7
5	33	ENZO HOARAU	FRA	JEG RACING	BEON	DUNLOP	12	23:56.352	+1.738	118.3	7	1:58.245	119.7
6	17	PEDRO ALOMAR	ESP	IGAXTEAM	BEON	DUNLOP	12	23:55.923	+1.309	118.3	2	1:58.191	119.8
7	7	BEÑAT FERNANDEZ	ESP	AUSTIN RACING VHC LIQUI MOLY	CORSE	DUNLOP	12	23:55.952	+1.338	118.3	2	1:58.086	119.9
8	49	IZAN RODRIGUEZ	ESP	ETG RACING	BEON	DUNLOP	12	23:56.555	+1.941	118.3	3	1:58.225	119.8
9	69	FERNANDO BUJOSA	ESP	MIGUEL OLIVEIRA FAN CLUB RACING TEAM	BEON	DUNLOP	12	23:57.464	+2.850	118.2	2	1:58.552	119.4
10	8	NIKOLA MIROSLAVOV	BGR	METMOTO RINGRACING16	BEON	DUNLOP	12	24:13.867	+19.253	116.9	11	1:59.455	118.5
11	46	ALVARO LUCAS	ESP	MRE TALENT	CORSE	DUNLOP	12	24:14.091	+19.477	116.8	2	1:59.366	118.6
12	10	AFONSO DUARTE	PRT	MIGUEL OLIVEIRA FAN CLUB RACING TEAM	BEON	DUNLOP	12	24:14.611	+19.997	116.8	5	1:59.972	118.0
13	5	MIGUEL BERNAL	ESP	MRE TALENT	CORSE	DUNLOP	12	24:15.498	+20.884	116.7	7	1:59.775	118.2
14	77	KERMAN D. MARTINEZ	ESP	CUNA DE CAMPEONES	MIR RACING	DUNLOP	12	24:15.518	+20.904	116.7	2	1:58.947	119.0
15	23	MIGUEL RODRIGUEZ	ESP	CUNA DE CAMPEONES	MIR RACING	DUNLOP	12	24:15.596	+20.982	116.7	11	1:59.595	118.4
16	26	ALEJANDRA FERNANDEZ	ESP	CUNA DE CAMPEONES	MIR RACING	DUNLOP	12	24:20.050	+25.436	116.4	7	2:00.375	117.6
17	65	IZAN CURIA	ESP	TEAM CURIA / SEMILLA AZTECA		DUNLOP	12	24:35.302	+40.688	115.2	7	2:01.133	116.9
18	12	ADRIANO DONOSO	ESP	FIFTY MOTORSPORT	BEON	DUNLOP	12	24:42.204	+47.590	114.6	7	2:01.821	116.2
19	66	JOEL MORA	ESP	QRG MOTOR RACING	BEON	DUNLOP	12	24:50.060	+55.446	114.0	7	2:02.819	115.3
20	55	IGNACIO GALAN	ESP	CUNA DE CAMPEONES	MIR RACING	DUNLOP	12	24:50.390	+55.776	114.0	10	2:02.618	115.5
21	72	PIO GABRIEL	FRA	JEG RACING BRS	BEON	DUNLOP	12	25:18.776	+1:24.162	111.9	3	2:03.375	114.8

<b>Pole:</b>	ALEX LONGARELA	1:57.399	120.6 Km/h
<b>Vuelta rápida:</b>	Vlt.2 ANDRES GARCIA	1:57.928	120.1 Km/h

#7 #17 PENALIZACIÓN DE UNA POSICIÓN POR EXCEDER LOS LÍMITES DE PISTA EN ULTIMA VUELTA

Hora de publicación: .....

Estado de pista: **SECO**

<b>Director de Carrera:</b> Máximo Guerrero	<b>Jefe de Cronometraje:</b> Juan Carlos Jodra 548713-GU
------------------------------------------------	----------------------------------------------------------------



## Clasificación por Clase

Nº Piloto	Nac	Equipo	Moto	Vlts.	Tiempo Total	Dif. Km/h	Mejor Vuelta	
							Vlt.	Tiempo Km/h

Hora de publicación: .....

Estado de pista:  

<p><b>Director de Carrera:</b> Máximo Guerrero</p>	<p><b>Jefe de Cronometraje:</b> Juan Carlos Jodra 548713-GU</p>
--------------------------------------------------------	-------------------------------------------------------------------------



**Moto4**  
**ESBK**  
**CARRERA 1**

**Planing**

Nº	Pos	Parrilla	Vit.											
			1	2	3	4	5	6	7	8	9	10	11	12
45	1	45	70	70	71	70	70	70	70	70	70	70	70	70
71	2	71	45	45	70	71	71	71	7	7	71	71	71	71
7	3	7	71	71	7	7	45	7	45	48	7	45	7	48
49	4	49	7	7	45	45	7	45	71	45	45	7	45	45
70	5	70	17	17	48	48	48	48	48	71	48	48	48	17
48	6	48	48	48	17	17	69	17	17	33	33	33	17	7
17	7	17	69	69	69	69	49	49	49	17	17	17	33	33
33	8	33	49	33	49	49	17	69	33	49	49	49	49	49
69	9	69	33	49	33	33	33	33	69	69	69	69	69	69
23	10	23	46	77	46	46	46	46	77	46	77	46	5	8
46	11	46	77	46	77	77	77	77	46	5	5	5	46	46
77	12	77	5	5	5	5	5	5	5	77	46	77	77	10
26	13	26	10	10	10	10	10	10	10	10	10	10	8	5
10	14	10	8	8	8	8	8	8	8	8	8	8	10	77
65	15	65	23	26	23	23	23	23	23	23	23	23	23	23
5	16	5	26	23	26	26	26	26	26	26	26	26	26	26
12	17	12	65	12	65	65	65	65	65	65	65	65	65	65
72	18	72	12	65	12	12	12	12	12	12	12	12	12	12
66	19	66	66	66	66	66	55	55	55	55	66	55	55	66
8	20	8	55	55	55	55	66	66	66	66	55	66	66	55
55	21	55	72	72	72	72	72	72	72	72	72	72	72	72



## Moto4 ESBK CARRERA 1

### Mejores tiempos de sector

Sector 1			Sector 2			Sector 3			Pos	Nº Piloto	Vuelta Ideal	Mejor Vuelta
Pos	Nº Piloto	Tiempo	Nº Piloto	Tiempo	Nº Piloto	Tiempo	Pos	Nº Piloto				
1	33 E.HOARAU	32.236	7 B.FERNANDEZ	42.330	49 I.RODRIGUEZ	42.925	1	49 I.RODRIGUEZ	1:57.763	1:58.225	(5)	
2	48 A.GARCIA	32.286	45 A.LONGARELA	42.338	48 A.GARCIA	42.976	2	33 E.HOARAU	1:57.780	1:58.245	(6)	
3	49 I.RODRIGUEZ	32.376	70 I.KARPUSHIN	42.378	7 B.FERNANDEZ	42.991	3	48 A.GARCIA	1:57.791	1:57.928	(1)	
4	69 F.BUJOSA	32.509	33 E.HOARAU	42.405	71 C.CANO	42.994	4	7 B.FERNANDEZ	1:57.988	1:58.086	(3)	
5	17 P.ALOMAR	32.553	71 C.CANO	42.445	70 I.KARPUSHIN	43.060	5	71 C.CANO	1:58.011	1:58.011	(2)	
6	71 C.CANO	32.572	49 I.RODRIGUEZ	42.462	17 P.ALOMAR	43.100	6	45 A.LONGARELA	1:58.093	1:58.329	(7)	
7	45 A.LONGARELA	32.619	69 F.BUJOSA	42.518	45 A.LONGARELA	43.136	7	17 P.ALOMAR	1:58.191	1:58.191	(4)	
8	7 B.FERNANDEZ	32.667	48 A.GARCIA	42.529	33 E.HOARAU	43.139	8	70 I.KARPUSHIN	1:58.209	1:58.562	(9)	
9	70 I.KARPUSHIN	32.771	17 P.ALOMAR	42.538	69 F.BUJOSA	43.238	9	69 F.BUJOSA	1:58.265	1:58.552	(8)	
10	77 K.MARTINEZ	32.819	77 K.MARTINEZ	42.630	8 N.MIROSLAVOV	43.440	10	77 K.MARTINEZ	1:58.947	1:58.947	(10)	
11	46 A.LUCAS	32.821	5 M.BERNAL	42.648	23 M.RODRIGUEZ	43.490	11	46 A.LUCAS	1:59.173	1:59.366	(11)	
12	5 M.BERNAL	32.907	46 A.LUCAS	42.775	77 K.MARTINEZ	43.498	12	5 M.BERNAL	1:59.384	1:59.775	(14)	
13	26 A.FERNANDEZ	33.011	8 N.MIROSLAVOV	42.780	46 A.LUCAS	43.577	13	8 N.MIROSLAVOV	1:59.455	1:59.455	(12)	
14	23 M.RODRIGUEZ	33.057	23 M.RODRIGUEZ	42.921	10 A.DUARTE	43.640	14	23 M.RODRIGUEZ	1:59.468	1:59.595	(13)	
15	10 A.DUARTE	33.145	10 A.DUARTE	42.927	26 A.FERNANDEZ	43.751	15	10 A.DUARTE	1:59.712	1:59.972	(15)	
16	8 N.MIROSLAVOV	33.235	26 A.FERNANDEZ	42.993	5 M.BERNAL	43.829	16	26 A.FERNANDEZ	1:59.755	2:00.375	(16)	
17	65 I.CURIA	33.789	65 I.CURIA	43.008	65 I.CURIA	44.196	17	65 I.CURIA	2:00.993	2:01.133	(17)	
18	12 A.DONOSO	33.859	55 I.GALAN	43.448	12 A.DONOSO	44.311	18	12 A.DONOSO	2:01.652	2:01.821	(18)	
19	66 J.MORA	33.989	12 A.DONOSO	43.482	66 J.MORA	44.402	19	66 J.MORA	2:02.092	2:02.819	(20)	
20	55 I.GALAN	34.026	66 J.MORA	43.701	55 I.GALAN	44.623	20	55 I.GALAN	2:02.097	2:02.618	(19)	
21	72 P.GABRIEL	34.043	72 P.GABRIEL	43.875	72 P.GABRIEL	44.993	21	72 P.GABRIEL	2:02.911	2:03.375	(21)	



## Moto4 ESBK Después de CARRERA 1

Velocidad máxima del evento

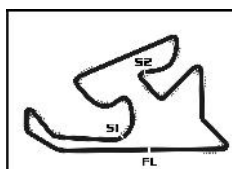
Nº Piloto	Equipo	Moto	Clase	V.Max	Vit.	Sesión
70 IAROSLAV KARPUSHIN	AUSTIN RACING VHC LIQUI MOLY	CORSE		172.5	7	LIBRES 1
17 PEDRO ALOMAR	IGAXTEAM	BEON		171.7	4	LIBRES 1
7 BEÑAT FERNANDEZ	AUSTIN RACING VHC LIQUI MOLY	CORSE		171.7	9	LIBRES 1
10 AFONSO DUARTE	MIGUEL OLIVEIRA FAN CLUB RACING TEAM	BEON		171.4	2	LIBRES 1
48 ANDRES GARCIA	IGAXTEAM	BEON		171.4	4	LIBRES 1
69 FERNANDO BUJOSA	MIGUEL OLIVEIRA FAN CLUB RACING TEAM	BEON		171.4	5	LIBRES 1
45 ALEX LONGARELA	IGAXTEAM	BEON		171.2	6	LIBRES 1
8 NIKOLA MIROSLAVOV	METMOTO RINGRACING16	BEON		170.9	12	LIBRES 1
26 ALEJANDRA FERNANDEZ	CUNA DE CAMPEONES	MIR RACING		170.6	7	ENT. CRONOMETRADO
33 ENZO HOARAU	JEG RACING	BEON		170.6	2	CARRERA 1
46 ALVARO LUCAS	MRE TALENT	CORSE		170.1	14	LIBRES 2
49 IZAN RODRIGUEZ	ETG RACING	BEON		169.8	7	LIBRES 2
71 CARLOS CANO	H43 TEAM NOBBY PAKOSTA37	BEON		169.8	3	ENT. CRONOMETRADO
72 PIO GABRIEL	JEG RACING BRS	BEON		169.8	18	LIBRES 1
5 MIGUEL BERNAL	MRE TALENT	CORSE		169.0	11	LIBRES 1
23 MIGUEL RODRIGUEZ	CUNA DE CAMPEONES	MIR RACING		167.7	9	LIBRES 1
55 IGNACIO GALAN	CUNA DE CAMPEONES	MIR RACING		167.2	5	LIBRES 1
77 KERMÁN D. MARTINEZ	CUNA DE CAMPEONES	MIR RACING		166.9	7	ENT. CRONOMETRADO
12 ADRIANO DONOSO	FIFTY MOTORSPORT	BEON		166.7	13	LIBRES 2
65 IZAN CURIA	TEAM CURIA / SEMILLA AZTECA			166.7	8	LIBRES 1
66 JOEL MORA	QRG MOTOR RACING	BEON		164.4	14	LIBRES 2



**Moto4**  
**ESBK**  
**CARRERA 1**

Secuencia de líderes por Clase

Nº	Piloto	Equipo	Moto	Vuelta a	Vuelta Final	Vlts.	Total Vlts.
70	IAROSLAV KARPUSHIN	AUSTIN RACING VHC LIQUI MOLY	CORSE	1	2	2	2
71	CARLOS CANO	H43 TEAM NOBBY PAKOSTA37	BEON	3	3	1	1
70	IAROSLAV KARPUSHIN	AUSTIN RACING VHC LIQUI MOLY	CORSE	4	12	9	11



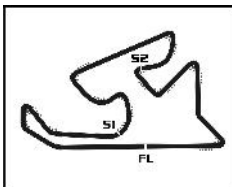
**Moto4**  
**ESBK**  
**CARRERA 1**

CIRCUITO DE NAVARRA 3.933 m.

**Secuencia de vueltas rápidas**

T. Sesión	Nº Piloto	Equipo	Moto	Clase	Tiempo	Km/h	Vlt.
4:03.630	<b>70</b> IAROSLAV KARPUSHIN	AUSTIN RACING VHC LIQUI MOLY	CORSE		<b>1:58.562</b>	119.4	2
4:03.719	<b>45</b> ALEX LONGARELA	IGAXTEAM	BEON		<b>1:58.329</b>	119.7	2
4:03.775	<b>71</b> CARLOS CANO	H43 TEAM NOBBY PAKOSTA37	BEON		<b>1:58.011</b>	120.0	2
4:04.581	<b>48</b> ANDRES GARCIA	IGAXTEAM	BEON		<b>1:57.928</b>	120.1	2






CIRCUITO DE NAVARRA 3.933 m.

# Moto4 ESBK CARRERA 1

## Tiempos por vuelta

Piloto Doblado

Nº	Tiempo	Dif.	Nº	Tiempo	Dif.	Nº	Tiempo	Dif.	Nº	Tiempo	Dif.	Nº	Tiempo	Dif.				
Vlt. 1																		
70	2:05.068	0.000	33	1:59.011	2.026	55	2:03.998	25.830	33	1:59.304	1.458	26	2:00.908	20.517				
45	2:05.390	0.322	46	2:00.152	4.452	66	2:04.182	25.934	17	1:59.367	1.504	65	2:01.700	34.293				
71	2:05.764	0.696	77	2:00.426	4.693	72	2:03.588	51.558	49	1:59.549	1.696	12	2:03.245	38.760				
7	2:05.969	0.901	5	2:00.477	6.630	Vlt. 6							69	1:59.185	1.800	55	2:02.618	46.400
17	2:06.270	1.202	10	2:00.376	7.801	70	1:59.074		46	2:00.390	11.912	66	2:03.199	46.777				
48	2:06.653	1.585	8	2:01.101	9.383	71	1:59.253	0.222	5	2:00.070	12.126	72	2:03.446	1:14.092				
69	2:06.719	1.651	23	2:00.987	9.754	7	1:59.033	0.242	77	2:00.916	12.299	Vlt. 11						
49	2:07.103	2.035	26	2:01.329	10.000	45	1:59.399	0.401	10	2:00.487	12.994	70	1:59.171					
33	2:07.293	2.225	65	2:02.078	14.615	48	1:59.236	0.474	8	2:00.311	16.104	71	1:59.085	0.082				
46	2:07.619	2.551	12	2:02.519	14.822	17	1:58.828	1.226	23	2:00.208	16.339	7	1:58.843	0.089				
77	2:08.005	2.937	66	2:03.340	16.774	49	1:58.851	1.245	26	2:00.663	16.945	45	1:59.254	0.329				
5	2:08.611	3.543	55	2:02.952	17.306	69	1:59.474	1.316	65	2:01.670	28.647	48	1:59.041	0.337				
10	2:09.618	4.550	72	2:03.375	43.313	33	1:59.467	1.896	12	2:02.648	30.780	17	1:58.533	0.782				
8	2:10.057	4.989	Vlt. 4			46	2:00.796	8.863	55	2:03.070	38.441	33	1:58.819	0.818				
23	2:10.537	5.469	70	1:58.980		77	2:00.735	9.070	66	2:02.900	38.690	49	1:58.743	1.318				
26	2:10.636	5.568	71	1:59.148	0.042	5	2:00.425	10.268	72	2:03.848	1:05.269	69	1:59.768	2.351				
65	2:12.467	7.399	7	1:58.989	0.284	10	2:00.004	10.294	Vlt. 9				5	2:01.253	17.955			
12	2:12.708	7.640	45	1:58.983	0.355	8	2:00.650	13.198	70	1:59.078		46	2:01.633	17.977				
66	2:12.749	7.681	48	1:58.876	0.414	23	2:00.604	13.526	71	1:59.044	0.294	77	2:01.263	17.995				
55	2:13.887	8.819	17	1:58.788	0.701	26	2:00.429	13.894	7	1:59.295	0.317	8	1:59.455	18.333				
72	2:38.733	33.665	69	1:58.709	0.913	65	2:01.857	23.831	45	1:59.142	0.364	10	2:01.279	18.386				
Vlt. 2													23	1:59.595	18.839			
70	1:58.562		49	1:58.510	0.961	12	2:02.050	24.298	48	1:59.388	0.487	26	2:00.928	22.274				
45	1:58.329	0.089	33	1:58.568	1.488	55	2:03.400	30.156	33	1:58.657	1.037	65	2:02.476	37.598				
71	1:58.011	0.145	46	2:00.808	6.154	66	2:04.098	30.958	17	1:58.970	1.396	12	2:03.362	42.951				
7	1:58.086	0.425	77	2:00.829	6.416	72	2:03.542	56.026	49	1:58.919	1.537	55	2:03.285	50.514				
17	1:58.191	0.831	5	2:00.779	8.303	Vlt. 7							66	2:03.029	50.635			
48	1:57.928	0.951	10	2:00.368	9.063	70	1:58.869		77	2:00.830	14.051	72	2:03.745	1:18.666				
69	1:58.552	1.641	8	2:00.611	10.888	7	1:58.964	0.337	5	2:01.029	14.077	Vlt. 12						
33	1:58.407	2.070	23	2:00.697	11.345	45	1:58.854	0.386	46	2:01.249	14.083	70	1:58.893					
49	1:58.914	2.387	26	2:00.879	11.773	71	1:59.131	0.484	10	2:00.616	14.532	71	1:58.868	0.057				
77	1:58.947	3.322	65	2:02.298	17.807	48	1:58.904	0.509	8	2:00.120	17.146	48	1:58.790	0.234				
46	1:59.366	3.355	12	2:02.382	18.098	17	1:58.898	1.255	23	2:00.280	17.541	45	1:58.927	0.363				
5	2:00.227	5.208	66	2:03.755	21.423	49	1:58.889	1.265	26	2:00.691	18.558	17	1:59.420	1.309				
10	2:00.492	6.480	55	2:03.303	21.503	33	1:58.245	1.272	65	2:01.973	31.542	7	2:00.142	1.338				
8	2:00.910	7.337	46	2:03.434	47.641	69	1:59.286	1.733	12	2:02.762	34.464	66	2:02.915	42.527				
26	2:00.720	7.726	Vlt. 5			77	2:00.300	10.501	55	2:03.368	42.731	55	2:03.368	42.731				
23	2:00.915	7.822	70	1:59.671		46	2:00.646	10.640	72	2:03.404	1:09.595	72	2:03.404	1:09.595				
12	2:02.280	11.358	71	1:59.672	0.043	5	1:59.775	11.174	Vlt. 10				70	1:58.949				
65	2:02.755	11.592	45	1:59.392	0.076	10	2:00.200	11.625	70	1:58.949		71	1:58.823	0.168				
66	2:03.370	12.489	7	1:59.670	0.283	8	2:00.582	14.911	71	1:58.823	0.168	45	1:58.831	0.246				
55	2:03.152	13.409	48	1:59.569	0.312	23	2:00.592	15.249	45	1:58.831	0.246	7	1:59.049	0.417				
72	2:03.890	38.993	69	1:59.674	0.916	26	2:00.375	15.400	7	1:59.049	0.417	48	1:58.929	0.467				
Vlt. 3													33	1:59.082	1.170			
71	1:58.910		49	2:00.178	1.468	12	2:01.821	27.250	17	1:58.973	1.420	49	1:59.158	1.746				
70	1:59.181	0.126	17	2:00.442	1.472	55	2:03.202	34.489	33	1:59.082	1.170	69	1:59.064	1.754				
7	1:59.031	0.401	33	1:59.686	1.503	66	2:02.819	34.908	46	2:00.381	15.515	46	2:00.381	15.515				
45	1:59.444	0.478	46	2:00.658	7.141	72	2:03.382	1:00.539	5	2:00.745	15.873	77	2:00.801	15.903				
48	1:58.748	0.644	77	2:00.664	7.409	Vlt. 8							10	2:00.695	16.278			
17	1:59.243	1.019	5	2:00.285	8.917	70	1:59.118		8	1:59.852	18.049	23	1:59.823	18.415				
69	1:58.724	1.310	10	1:59.972	9.364	7	1:58.881	0.100	5	2:00.745	15.873	Vlt. 9						
49	1:58.225	1.557	8	2:00.405	11.622	48	1:58.786	0.177	77	2:00.801	15.903	70	1:59.078					
Vlt. 4													45	1:59.032	0.300			
33	1:59.011	2.026	23	2:00.322	11.996	71	1:58.962	0.328	45	1:59.032	0.300	Vlt. 10						
46	2:00.152	4.452	26	2:00.437	12.539	Vlt. 5							23	1:59.823	18.415			
77	2:00.426	4.693	65	2:02.912	21.048	70	1:59.118		48	1:59.852	18.049	Vlt. 11						
5	2:00.477	6.630	12	2:02.895	21.322	7	1:58.881	0.100	77	2:00.801	15.903	70	1:59.171					
10	2:00.376	7.801	Vlt. 6													71	1:59.085	0.082
8	2:01.101	9.383	Vlt. 7													7	1:58.843	0.089
23	2:00.987	9.754	Vlt. 8													45	1:59.254	0.329
26	2:01.329	10.000	Vlt. 9													48	1:59.041	0.337
65	2:02.078	14.615	Vlt. 10													17	1:58.533	0.782
12	2:02.519	14.822	Vlt. 11													33	1:58.819	0.818
66	2:03.340	16.774	Vlt. 12													49	1:58.743	1.318
55	2:02.952	17.306	Vlt. 13													69	1:59.768	2.351
72	2:03.375	43.313	Vlt. 14													5	2:01.253	17.955
Vlt. 5													46	2:01.633	17.977			
70	1:58.980		Vlt. 15													77	2:01.263	17.995
71	1:59.148	0.042	Vlt. 16													8	1:59.455	18.333
7	1:58.989	0.284	Vlt. 17													10	2:01.279	18.386
45	1:58.983	0.355	Vlt. 18													23	1:59.595	18.839
48	1:58.876	0.414	Vlt. 19													26	2:00.928	22.274
17	1:58.788	0.701	Vlt. 20													65	2:02.476	37.598
69	1:58.709	0.913	Vlt. 21													12	2:03.362	42.951
49	1:58.510	0.961	Vlt. 22													55	2:03.285	50.514
33	1:58.568	1.488	Vlt. 23													66	2:03.029	50.635
46	2:00.808	6.154	Vlt. 24													72	2:03.745	1:18.666
77	2:00.829	6.416	Vlt. 25													Vlt. 11		
5	2:00.779	8.303	Vlt. 26													70	1:59.171	
10	2:00.368	9.063	Vlt. 27													71	1:59.085	0.082
8	2:00.611	10.888	Vlt. 28													7	1:58.843	0.089
23	2:00.697	11.345	Vlt. 29													45	1:59.254	0.329
26	2:00.879	11.773	Vlt. 30													48	1:59.041	0.337
65	2:02.298	17.807	Vlt. 31													17	1:58.533	0.782
12	2:02.382	18.098	Vlt. 32													33	1:58.819	0.818
66	2:03.755	21.423	Vlt. 33													49	1:58.743	1.318
55	2:03.303	21.503	Vlt. 34													69	1:59.768	2.351
46	2:03.434	47.641	Vlt. 35													5	2:01.253	17.955
Vlt. 5													46	2:01.633	17.977			
70	1:58.980		Vlt. 36													77	2:01.263	17.995
71	1:59.148	0.042	Vlt. 37													8	1:59.455	18.333
7	1:58.989	0.284	Vlt. 38													10	2:01.279	18.386
45	1:58.983	0.355	Vlt. 39													23	1:59.595	18.839
48	1:58.876	0.414	Vlt. 40													26	2:00.928	22.274
17	1:58.788	0.701	Vlt. 41													65	2:02.476	37.598
69	1:58.709	0.913	Vlt. 42													12	2:03.362	42.951
49	1:58.510	0.961	Vlt. 43													55	2:03.285	50.514
33	1:58.568	1.488	Vlt. 44													66	2:03.029	50.635
46	2:00.808	6.154	Vlt. 45													72	2:03.745	1:18.666
77	2:00.829	6.416	Vlt. 46													Vlt. 12		
5	2:00.779	8.303	Vlt. 47													70	1:58.893	
10	2:00.368																	



# Moto4 ESBK CARRERA 1

## Vuelta a vuelta

— Vuelta invalidada       Mejor Personal       Mejor de la sesión       Cruzando por el pit lane

Vlt.	Tiempo	Sector 1	Sector 2	Sector 3	V.Max	T. Sesión
<b>5</b>	<b>MIGUEL BERNAL</b>					ESP
	MRE TALENT					CORSE
1	2:08.611	41.338	43.209	44.064	144.6	2:08.611
2	2:00.227	<b>32.907</b>	43.007	44.313	161.4	4:08.838
3	2:00.477	33.384	42.842	44.251	157.7	6:09.315
4	2:00.779	33.409	43.366	44.004	157.2	8:10.094
5	2:00.285	33.593	42.677	44.015	155.6	10:10.379
6	2:00.425	33.409	42.901	44.115	154.7	12:10.804
7	<b>1:59.775</b>	33.298	<b>42.648</b>	<b>43.829</b>	161.9	14:10.579
8	2:00.070	33.377	42.800	43.893	159.3	16:10.649
9	2:01.029	33.345	43.209	44.475	159.1	18:11.678
10	2:00.745	33.824	42.851	44.070	156.1	20:12.423
11	2:01.253	33.364	43.359	44.530	159.1	22:13.676
12	2:01.822	34.103	43.355	44.364	149.6	24:15.498

<b>7</b>	<b>BEÑAT FERNANDEZ</b>					ESP
	AUSTIN RACING VHC LIQUI MOLY					CORSE
1	2:05.969	39.236	43.223	43.510	140.3	2:05.969
2	<b>1:58.086</b>	32.677	42.418	<b>42.991</b>	166.7	4:04.055
3	1:59.031	32.998	42.875	43.158	166.7	6:03.086
4	1:58.989	32.965	42.676	43.348	166.9	8:02.075
5	1:59.670	33.102	43.297	43.271	162.7	10:01.745
6	1:59.033	33.146	42.623	43.264	160.7	12:00.778
7	1:58.964	33.373	<b>42.330</b>	43.261	161.0	13:59.742
8	1:58.881	32.938	42.522	43.421	162.7	15:58.623
9	1:59.295	33.005	43.208	43.082	161.4	17:57.918
10	1:59.049	33.427	42.500	43.122	157.0	19:56.967
11	1:58.843	<b>32.667</b>	42.711	43.465	166.2	21:55.810
12	2:00.142	33.507	43.054	43.581	156.1	23:55.952

<b>8</b>	<b>NIKOLA MIROSLAVOV</b>					BGR
	METMOTO RINGRACING16					BEON
1	2:10.057	42.013	43.980	44.064	142.1	2:10.057
2	2:00.910	33.418	43.526	43.966	168.0	4:10.967
3	2:01.101	33.377	43.792	43.932	164.4	6:12.068
4	2:00.611	33.445	43.431	43.735	163.4	8:12.679
5	2:00.405	33.445	43.159	43.801	161.9	10:13.084
6	2:00.650	33.461	43.322	43.867	159.5	12:13.734
7	2:00.582	33.737	43.083	43.762	158.6	14:14.316
8	2:00.311	33.611	43.022	43.678	159.3	16:14.627
9	2:00.120	33.462	43.027	43.631	160.0	18:14.747
10	1:59.852	33.425	42.833	43.594	159.5	20:14.599
11	<b>1:59.455</b>	<b>33.235</b>	<b>42.780</b>	<b>43.440</b>	162.7	22:14.054
12	1:59.813	33.224	42.808	43.681	162.4	24:13.867

<b>10</b>	<b>AFONSO DUARTE</b>					PRT
	MIGUEL OLIVEIRA FAN CLUB RACII					BEON
1	2:09.618	41.625	43.853	44.140	144.0	2:09.618
2	2:00.492	33.301	43.057	44.134	161.7	4:10.110
3	2:00.376	33.262	43.199	43.915	160.0	6:10.486
4	2:00.368	33.269	43.159	43.940	160.2	8:10.854
5	<b>1:59.972</b>	<b>33.145</b>	<b>42.927</b>	43.900	159.5	10:10.826
6	2:00.004	33.279	43.015	43.710	160.5	12:10.830
7	2:00.200	33.575	42.985	<b>43.640</b>	158.8	14:11.030
8	2:00.487	33.228	43.209	44.050	160.7	16:11.517
9	2:00.616	33.208	43.285	44.123	159.3	18:12.133

10	2:00.695	33.786	43.175	43.734	162.7	20:12.828
11	2:01.279	33.986	43.448	43.845	162.9	22:14.107
12	2:00.504	33.393	43.388	43.723	162.4	24:14.611

<b>12</b>	<b>ADRIANO DONOSO</b>					ESP
	FIFTY MOTORSPORT					BEON
1	2:12.708	42.810	45.104	44.794	144.2	2:12.708
2	2:02.280	33.951	43.957	44.372	163.4	4:14.988
3	2:02.519	34.210	43.742	44.567	155.6	6:17.507
4	2:02.382	33.909	44.002	44.471	160.0	8:19.889
5	2:02.895	34.088	43.942	44.865	158.6	10:22.784
6	2:02.050	34.069	43.670	<b>44.311</b>	154.3	12:24.834
7	<b>2:01.821</b>	<b>33.859</b>	<b>43.482</b>	44.480	155.2	14:26.655
8	2:02.648	34.443	43.704	44.501	151.9	16:29.303
9	2:02.762	34.424	43.748	44.590	150.6	18:32.065
10	2:03.245	34.511	43.941	44.793	150.0	20:35.310
11	2:03.362	34.526	43.996	44.840	150.6	22:38.672
12	2:03.532	34.683	43.993	44.856	149.8	24:42.204

<b>17</b>	<b>PEDRO ALOMAR</b>					ESP
	IGAXTEAM					BEON
1	2:06.270	39.667	42.989	43.614	143.2	2:06.270
2	<b>1:58.191</b>	<b>32.553</b>	<b>42.538</b>	<b>43.100</b>	166.7	4:04.461
3	1:59.243	32.956	42.910	43.377	166.4	6:03.704
4	1:58.788	32.676	42.880	43.232	168.2	8:02.492
5	2:00.442	33.095	43.246	44.101	168.5	10:02.934
6	1:58.828	32.715	42.624	43.489	164.1	12:01.762
7	1:58.898	32.723	42.854	43.321	161.7	14:00.660
8	1:59.367	33.016	42.577	43.774	159.1	16:00.027
9	1:58.970	32.936	42.592	43.442	162.4	17:58.997
10	1:58.973	32.800	42.602	43.571	165.1	19:57.970
11	1:58.533	32.553	42.568	43.412	170.6	21:56.503
12	1:59.420	32.981	42.703	43.736	166.9	23:55.923

<b>23</b>	<b>MIGUEL RODRIGUEZ</b>					ESP
	CUNA DE CAMPEONES					MIR RACING
1	2:10.537	42.122	44.184	44.231	144.6	2:10.537
2	2:00.915	33.379	43.442	44.094	161.9	4:11.452
3	2:00.987	33.437	43.427	44.123	159.5	6:12.439
4	2:00.697	33.193	43.542	43.962	162.7	8:13.136
5	2:00.322	33.195	43.193	43.934	161.2	10:13.458
6	2:00.604	33.253	43.358	43.993	160.7	12:14.062
7	2:00.592	33.654	43.031	43.907	158.6	14:14.654
8	2:00.208	33.449	43.065	43.694	160.0	16:14.862
9	2:00.280	33.391	43.090	43.799	162.2	18:15.142
10	1:59.823	33.169	43.164	<b>43.490</b>	159.8	20:14.965
11	<b>1:59.595</b>	<b>33.057</b>	<b>42.921</b>	43.617	162.9	22:14.560
12	2:01.036	33.443	43.542	44.051	165.6	24:15.596

<b>26</b>	<b>ALEJANDRA FERNANDEZ</b>					ESP
	CUNA DE CAMPEONES					MIR RACING
1	2:10.636	42.701	43.911	44.024	145.4	2:10.636
2	2:00.720	<b>33.011</b>	43.493	44.216	162.7	4:11.356
3	2:01.329	33.698	43.471	44.160	157.7	6:12.685
4	2:00.879	33.251	43.606	44.022	163.9	8:13.564
5	2:00.437	33.436	43.072	43.929	159.5	10:14.001
6	2:00.429	33.378	<b>42.993</b>	44.058	156.5	12:14.430





## Moto4 ESBK CARRERA 1

### Vuelta a vuelta


— Vuelta invalidada

■ Mejor Personal

■ Mejor de la sesión

■ Cruzando por el pit lane

Vlt.	Tiempo	Sector 1	Sector 2	Sector 3	V.Max	T. Sesión	Vlt.	Tiempo	Sector 1	Sector 2	Sector 3	V.Max	T. Sesión
7	<b>2:00.375</b>	33.497	43.127	<b>43.751</b>	158.1	14:14.805	4	1:58.876	32.839	42.802	43.235	169.5	8:02.205
8	2:00.663	33.422	43.280	43.961	160.5	16:15.468	5	1:59.569	33.203	43.210	43.156	166.7	10:01.774
9	2:00.691	33.648	42.999	44.044	156.3	18:16.159	6	1:59.236	33.234	42.830	43.172	161.7	12:01.010
10	2:00.908	33.824	43.007	44.077	153.4	20:17.067	7	1:58.904	33.261	42.530	43.113	159.8	13:59.914
11	2:00.928	33.708	42.994	44.226	155.2	22:17.995	8	1:58.786	32.911	42.543	43.332	162.2	15:58.700
12	2:02.055	34.155	43.384	44.516	152.5	24:20.050	9	1:59.388	33.159	43.110	43.119	161.7	17:58.088
<b>33</b>	<b>ENZO HOARAU</b>						10	1:58.929	32.941	42.783	43.205	159.3	19:57.017
	JEG RACING					FRA	11	1:59.041	33.097	42.784	43.160	168.7	21:56.058
						BEON	12	1:58.790	32.993	42.821	<b>42.976</b>	159.3	23:54.848
1	2:07.293	40.513	43.139	43.641	145.0	2:07.293	<b>49</b>	<b>IZAN RODRIGUEZ</b>					ESP
2	1:58.407	32.334	42.728	43.345	170.6	4:05.700		ETG RACING					BEON
3	1:59.011	32.582	43.078	43.351	169.0	6:04.711	1	2:07.103	40.125	43.052	43.926	141.9	2:07.103
4	1:58.568	<b>32.236</b>	43.046	43.286	170.3	8:03.279	2	1:58.914	32.779	42.702	43.433	163.6	4:06.017
5	1:59.686	32.906	43.145	43.635	170.3	10:02.965	3	<b>1:58.225</b>	32.563	<b>42.462</b>	43.200	163.6	6:04.242
6	1:59.467	33.113	42.836	43.518	160.5	12:02.432	4	1:58.510	<b>32.376</b>	43.003	43.131	167.2	8:02.752
7	<b>1:58.245</b>	32.701	<b>42.405</b>	<b>43.139</b>	167.2	14:00.677	5	2:00.178	33.262	43.005	43.911	167.4	10:02.930
8	1:59.304	32.634	42.780	43.890	162.7	15:59.981	6	1:58.851	32.888	42.616	43.347	164.4	12:01.781
9	1:58.657	32.640	42.579	43.438	162.9	17:58.638	7	1:58.889	32.811	42.544	43.534	158.1	14:00.670
10	1:59.082	32.919	42.551	43.612	163.9	19:57.720	8	1:59.549	33.168	42.561	43.820	159.1	16:00.219
11	1:58.819	32.588	43.091	43.140	168.7	21:56.539	9	1:58.919	32.831	42.756	43.332	164.6	17:59.138
12	1:59.813	33.115	42.881	43.817	165.6	23:56.352	10	1:59.158	32.765	42.659	43.734	167.4	19:58.296
<b>45</b>	<b>ALEX LONGARELA</b>					ESP	11	1:58.743	33.083	42.735	<b>42.925</b>	162.7	21:57.039
	IGAXTEAM					BEON	12	1:59.516	32.751	42.900	43.865	164.6	23:56.555
1	2:05.390	39.056	43.027	43.307	143.0	2:05.390	<b>55</b>	<b>IGNACIO GALAN</b>					ESP
2	<b>1:58.329</b>	<b>32.619</b>	<b>42.338</b>	43.372	166.2	4:03.719		CUNA DE CAMPEONES					MIR RACING
3	1:59.444	33.002	43.061	43.381	161.0	6:03.163	1	2:13.887	43.992	44.272	45.623	139.9	2:13.887
4	1:58.983	32.633	42.614	43.736	166.2	8:02.146	2	2:03.152	<b>34.026</b>	44.145	44.981	158.4	4:17.039
5	1:59.392	33.164	42.621	43.607	159.5	10:01.538	3	2:02.952	34.105	44.163	44.684	156.5	6:19.991
6	1:59.399	33.156	43.008	43.235	161.7	12:00.937	4	2:03.303	34.068	44.372	44.863	158.8	8:23.294
7	1:58.854	32.793	42.438	43.623	162.9	13:59.791	5	2:03.998	34.287	44.819	44.892	155.2	10:27.292
8	1:59.032	33.219	42.558	43.255	159.3	15:58.823	6	2:03.400	34.547	43.886	44.967	149.4	12:30.692
9	1:59.142	32.936	42.589	43.617	161.7	17:57.965	7	2:03.202	34.464	43.525	45.213	150.2	14:33.894
10	1:58.831	32.957	42.738	<b>43.136</b>	160.2	19:56.796	8	2:03.070	34.520	43.794	44.756	150.4	16:36.964
11	1:59.254	33.052	42.869	43.333	160.0	21:56.050	9	2:03.368	35.297	<b>43.448</b>	<b>44.623</b>	148.6	18:40.332
12	1:58.927	32.653	42.475	43.799	162.7	23:54.977	10	<b>2:02.618</b>	34.083	43.867	44.668	153.4	20:42.950
<b>46</b>	<b>ALVARO LUCAS</b>					ESP	11	2:03.285	34.475	43.925	44.885	150.8	22:46.235
	MRE TALENT					CORSE	12	2:04.155	34.624	44.867	44.664	149.2	24:50.390
1	2:07.619	40.802	43.240	<b>43.577</b>	143.8	2:07.619	<b>65</b>	<b>IZAN CURIA</b>					ESP
2	<b>1:59.366</b>	<b>32.821</b>	42.808	43.737	165.1	4:06.985		TEAM CURIA / SEMILLA AZTECA					
3	2:00.152	33.278	43.040	43.834	158.6	6:07.137	1	2:12.467	42.558	44.924	44.985	143.2	2:12.467
4	2:00.808	33.575	43.195	44.038	157.7	8:07.945	2	2:02.755	33.957	44.490	44.308	157.9	4:15.222
5	2:00.658	33.666	42.939	44.053	154.3	10:08.603	3	2:02.078	<b>33.789</b>	43.662	44.627	160.7	6:17.300
6	2:00.796	33.733	42.931	44.132	152.5	12:09.399	4	2:02.298	34.283	43.561	44.454	156.7	8:19.598
7	2:00.646	33.977	42.991	43.678	152.1	14:10.045	5	2:02.912	34.236	43.887	44.789	154.9	10:22.510
8	2:00.390	33.631	42.900	43.859	154.3	16:10.435	6	2:01.857	33.843	43.489	44.525	153.0	12:24.367
9	2:01.249	33.915	43.242	44.092	153.0	18:11.684	7	<b>2:01.133</b>	33.929	<b>43.008</b>	<b>44.196</b>	153.4	14:25.500
10	2:00.381	<b>33.687</b>	<b>42.775</b>	43.919	153.2	20:12.065	8	2:01.670	34.008	43.107	44.555	153.6	16:27.170
11	2:01.633	33.889	43.451	44.293	154.1	22:13.698	9	2:01.973	34.087	43.463	44.423	153.0	18:29.143
12	2:00.393	33.867	42.852	43.674	150.8	24:14.091	10	2:01.700	33.889	43.468	44.343	153.0	20:30.843
<b>48</b>	<b>ANDRES GARCIA</b>					ESP	11	2:02.476	33.889	43.335	45.252	154.1	22:33.319
	IGAXTEAM					BEON	12	2:01.983	34.094	43.417	44.472	153.0	24:35.302
1	2:06.653	39.938	43.049	43.666	145.4	2:06.653	<b>66</b>	<b>JOEL MORA</b>					ESP
2	<b>1:57.928</b>	<b>32.286</b>	42.643	42.999	168.0	4:04.581		QRG MOTOR RACING					BEON
3	1:58.748	32.986	<b>42.529</b>	43.233	169.0	6:03.329							



Moto4  
ESBK  
CARRERA 1

Vuelta a vuelta


— Vuelta invalidada

■ Mejor Personal

■ Mejor de la sesión

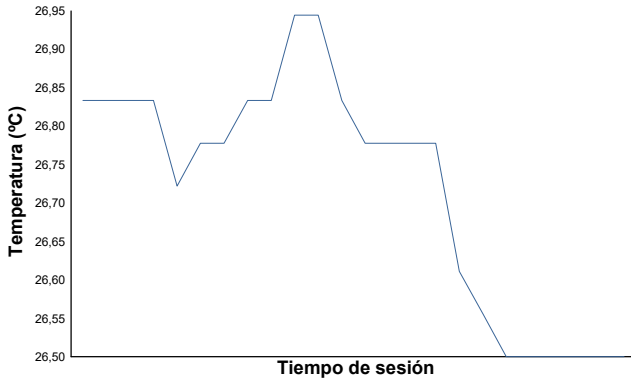
B Cruzando por el pit lane

Vlt.	Tiempo	Sector 1	Sector 2	Sector 3	V.Max	T. Sesión	Vlt.	Tiempo	Sector 1	Sector 2	Sector 3	V.Max	T. Sesión	
1	2:12.749	42.357	45.340	45.052	142.7	2:12.749								
2	2:03.370	34.162	44.271	44.937	158.1	4:16.119								
3	2:03.340	<b>33.989</b>	44.227	45.124	155.2	6:19.459								
4	2:03.755	34.218	44.443	45.094	152.3	8:23.214								
5	2:04.182	34.591	44.860	44.731	152.1	10:27.396								
6	2:04.098	34.668	44.255	45.175	147.5	12:31.494								
7	<b>2:02.819</b>	34.102	43.845	44.872	150.0	14:34.313								
8	2:02.900	34.356	44.142	<b>44.402</b>	153.8	16:37.213								
9	2:02.915	34.308	<b>43.701</b>	44.906	151.5	18:40.128								
10	2:03.199	34.458	43.907	44.834	148.8	20:43.327								
11	2:03.029	34.346	43.935	44.748	153.4	22:46.356								
12	2:03.704	34.737	44.253	44.714	148.6	24:50.060								
<b>69</b>	<b>FERNANDO BUJOSA</b>					ESP	<b>72</b>	<b>PIO GABRIEL</b>					FRA	
	MIGUEL OLIVEIRA FAN CLUB RACII					BEON		JEG RACING BRS					BEON	
1	2:06.719	40.247	42.764	43.708	143.6	2:06.719	1	2:38.733	B	1:08.807	44.803	45.123	136.2	2:38.733
2	<b>1:58.552</b>	32.725	42.585	43.242	166.7	4:05.271	2	2:03.890		34.103	44.537	45.250	156.7	4:42.623
3	1:58.724	32.817	42.593	43.314	163.1	6:03.995	3	<b>2:03.375</b>		34.113	44.231	45.031	157.9	6:45.998
4	1:58.709	<b>32.509</b>	42.901	43.299	166.9	8:02.704	4	2:03.434		<b>34.043</b>	44.279	45.112	157.7	8:49.432
5	1:59.674	33.176	42.879	43.619	168.5	10:02.378	5	2:03.588		34.594	43.931	45.063	154.9	10:53.020
6	1:59.474	33.105	43.121	43.248	160.0	12:01.852	6	2:03.542		34.265	44.094	45.183	154.5	12:56.562
7	1:59.286	33.027	42.882	43.377	156.5	14:01.138	7	2:03.382		34.246	44.143	<b>44.993</b>	154.1	14:59.944
8	1:59.185	33.014	<b>42.518</b>	43.653	165.6	16:00.323	8	2:03.848		34.197	44.351	45.300	156.1	17:03.792
9	1:58.917	32.947	42.732	<b>43.238</b>	163.9	17:59.240	9	2:03.404		34.357	<b>43.875</b>	45.172	153.8	19:07.196
10	1:59.064	32.837	42.637	43.590	165.1	19:58.304	10	2:03.446		34.193	44.013	45.240	154.9	21:10.642
11	1:59.768	33.403	42.710	43.655	162.2	21:58.072	11	2:03.745		34.263	44.269	45.213	155.6	23:14.387
12	1:59.392	33.058	42.777	43.557	161.0	23:57.464	12	2:04.389		34.413	44.336	45.640	155.4	25:18.776
<b>70</b>	<b>IAROSLAV KARPUSHIN</b>					RUS	<b>77</b>	<b>KERMAN D. MARTINEZ</b>						ESP
	AUSTIN RACING VHC LIQUI MOLY					CORSE		CUNA DE CAMPEONES						MIR RACING
1	2:05.068	38.950	42.876	43.242	143.4	2:05.068	1	2:08.005		41.123	43.164	43.718	143.4	2:08.005
2	<b>1:58.562</b>	33.121	42.381	<b>43.060</b>	160.2	4:03.630	2	<b>1:58.947</b>		<b>32.819</b>	<b>42.630</b>	<b>43.498</b>	161.7	4:06.952
3	1:59.181	33.229	42.671	43.281	161.0	6:02.811	3	2:00.426		33.459	42.701	44.266	156.5	6:07.378
4	1:58.980	<b>32.771</b>	42.588	43.621	164.1	8:01.791	4	2:00.829		33.469	43.519	43.841	159.5	8:08.207
5	1:59.671	33.025	43.510	43.136	160.0	10:01.462	5	2:00.664		33.550	43.042	44.072	157.0	10:08.871
6	1:59.074	32.949	42.588	43.537	160.0	12:00.536	6	2:00.735		33.650	42.975	44.110	155.2	12:09.606
7	1:58.869	32.939	42.534	43.396	159.3	13:59.405	7	2:00.300		33.582	42.884	43.834	155.8	14:09.906
8	1:59.118	33.111	42.484	43.523	159.5	15:58.523	8	2:00.916		33.882	43.246	43.788	151.3	16:10.822
9	1:59.078	32.979	42.675	43.424	161.0	17:57.601	9	2:00.830		33.344	43.303	44.183	160.2	18:11.652
10	1:58.949	33.098	42.571	43.280	159.1	19:56.550	10	2:00.801		33.968	43.077	43.756	152.5	20:12.453
11	1:59.171	32.932	42.548	43.691	161.9	21:55.721	11	2:01.263		34.132	42.770	44.361	153.8	22:13.716
12	1:58.893	32.885	<b>42.378</b>	43.630	161.9	23:54.614	12	2:01.802		34.447	43.175	44.180	155.6	24:15.518
<b>71</b>	<b>CARLOS CANO</b>					ESP								
	H43 TEAM NOBBY PAKOSTA37					BEON								
1	2:05.764	39.349	42.952	43.463	143.8	2:05.764								
2	<b>1:58.011</b>	<b>32.572</b>	<b>42.445</b>	<b>42.994</b>	163.9	4:03.775								
3	1:58.910	32.835	42.659	43.416	160.0	6:02.685								
4	1:59.148	33.215	42.703	43.230	161.4	8:01.833								
5	1:59.672	33.205	43.089	43.378	160.2	10:01.505								
6	1:59.253	33.042	42.751	43.460	160.2	12:00.758								
7	1:59.131	33.124	42.752	43.255	159.3	13:59.889								
8	1:58.962	33.224	42.679	43.059	160.2	15:58.851								
9	1:59.044	33.273	42.545	43.226	162.2	17:57.895								
10	1:58.823	32.884	42.653	43.286	161.9	19:56.718								
11	1:59.085	33.269	42.540	43.276	162.9	21:55.803								
12	1:58.868	33.308	42.491	43.069	154.3	23:54.671								



**ESBK**  
Moto4  
CARRERA 1  
Informe meteorológico

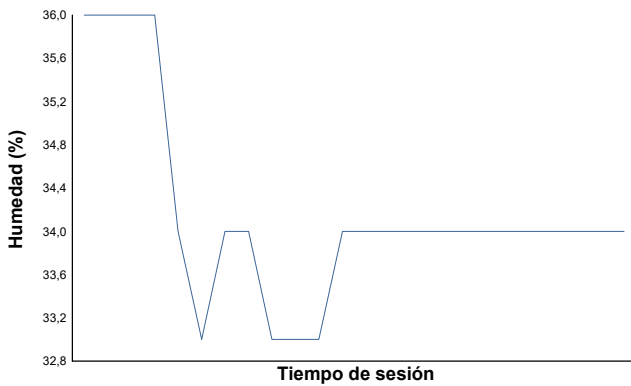
**Temperatura del Aire**



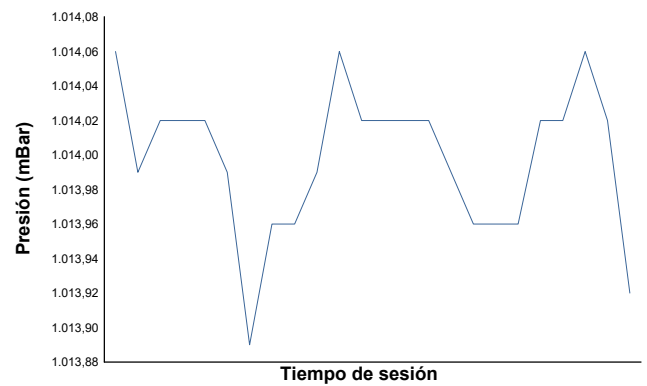
**Temperatura de la Pista**



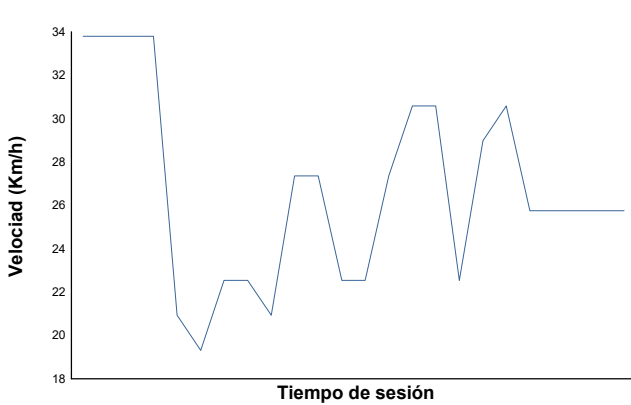
**Humedad**



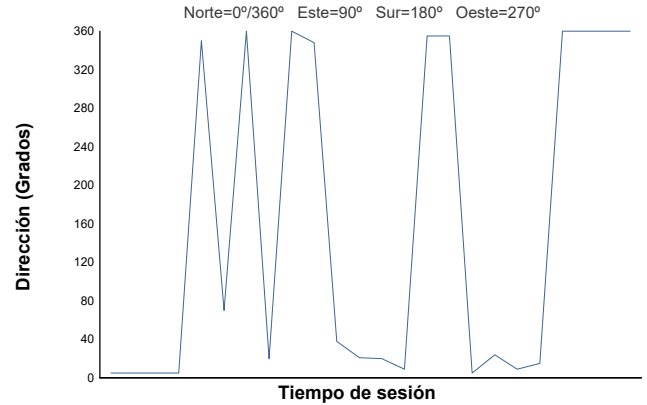
**Presión**



**Velocidad del viento**



**Dirección del viento**



Estado de pista: **SECO**