

Supersport

RFME Campeonato de España de Superbike

Carrera 2 (14 Laps, 71,1 km.)

Classification

No Rider	Nat	Team	Bike	Tires	Cl.	Laps	Total Time	Gap	Kph	Best Lap			
										Lap	Time	Kph	
1	10	UNAI ORRADRE	SPA	YAMAHA MS RACING	YAMAHA	Open60C	14	27:08.915	-	157.1	3	1:55.314	158.5
2	18	ALEX VIU	SPA	EASYRACE TEAM	YAMAHA	Superspo	14	27:09.265	+0.350	157.1	6	1:55.795	157.8
3	33	DANIEL VALLE	SPA	YAMAHA MS RACING	YAMAHA	Superspo	14	27:09.655	+0.740	157.0	2	1:55.697	158.0
4	43	SIMON JESPERSEN	DEN	H43 TEAM NOBBY	YAMAHA	Superspo	14	27:14.007	+5.092	156.6	6	1:55.877	157.7
5	39	BORJA QUERO	SPA	I+DENT RACING TEAM	YAMAHA	Superspo	14	27:20.201	+11.286	156.0	2	1:55.972	157.6
6	85	PEDRO NUNO ROMERO	POR	YAMAHA GV STRATOS	YAMAHA	Superspo	14	27:20.296	+11.381	156.0	3	1:56.487	156.9
7	12	BORJA GOMEZ	SPA	CARDOSO RACING	YAMAHA	Superspo	14	27:22.797	+13.882	155.8	5	1:56.606	156.7
8	96	DAVID SANCHIS	SPA	MRE TALENT	YAMAHA	Superspo	14	27:34.169	+25.254	154.7	4	1:57.309	155.8
9	19	JOAN DIAZ	SPA	H43 TEAM NOBBY TALASUR	YAMAHA	Superspo	14	27:36.808	+27.893	154.4	7	1:57.612	155.4
10	57	KENNY KOSKINEN	FIN	KALLIO RACING JUNIOR TEAM	YAMAHA	Superspo	14	27:36.838	+27.923	154.4	5	1:57.400	155.7
11	38	JUAN RODRIGUEZ	SPA		YAMAHA	Superspo	14	27:37.078	+28.163	154.4	2	1:57.403	155.7
12	21	EDUARDO MONTERO	SPA	CASTROMAROTO RACING	YAMAHA	Open60C	14	27:39.362	+30.447	154.2	4	1:57.554	155.5
13	54	MICHAL BULIK	SVK	NEW2 PROJECT	YAMAHA	Superspo	14	27:39.416	+30.501	154.2	5	1:57.482	155.6
14	52	GUILLEM ERILL	SPA	DEZA-BOX 77 RACING TEAM	KAWASAKI	Superspo	14	27:41.165	+32.250	154.0	10	1:57.602	155.4
15	94	ANDRES P. GONZALEZ	ARG	EASYRACE TEAM	YAMAHA	Superspo	14	27:47.556	+38.641	153.4	7	1:57.960	154.9
16	86	MARIO MAYOR	SPA	ANDOTRANS TEAM TORRENTÓ	YAMAHA	Open60C	14	27:47.892	+38.977	153.4	8	1:58.117	154.7
17	5	THOMAS STRUDWICK	GBR	MONEX TEAM EDGE RST	YAMAHA	Superspo	14	27:48.361	+39.446	153.4	5	1:58.359	154.4
18	47	LUIS MIGUEL VERDUGO	SPA	DR7 HMAX	YAMAHA	Open60C	14	27:48.417	+39.502	153.4	9	1:57.907	155.0
19	78	ANGEL HEREDIA	SPA	MDR SPAINCIRCUITS	YAMAHA	Open60C	14	27:48.816	+39.901	153.3	8	1:57.880	155.0
20	53	DANIEL GONZALEZ	SPA	SP57 RACING TEAM	YAMAHA	Open60C	14	28:05.157	+56.242	151.8	2	1:59.329	153.2
21	71	KIMI PATOVA	FIN	RAM RACING YAMAHA	YAMAHA	Superspo	14	28:06.952	+58.037	151.7	5	1:59.619	152.8
22	91	MIHAIL FLOROV	BUL	YAMAHA GV STRATOS	YAMAHA	Open60C	14	28:07.053	+58.138	151.7	12	1:59.393	153.1
23	3	FILIP REHACEK	CZE	CARDOSO RACING	YAMAHA	Open60C	14	28:12.338	+1:03.423	151.2	4	1:59.480	153.0
24	81	FELIX NASSI	FIN	MDR SPAINCIRCUITS	YAMAHA	Superspo	14	28:18.641	+1:09.726	150.6	3	1:59.932	152.4
25	11	JARED K. SCHULTZ	RSA	FIFTY MOTORSPORT	YAMAHA	Open60C	14	28:24.454	+1:15.539	150.1	3	1:59.964	152.4
26	64	DAVIDE FABBRI	ITA	H43 TEAM NOBBY	YAMAHA	Superspo	14	28:33.126	+1:24.211	149.4	4	2:01.250	150.7
27	37	MAURO GONZALEZ	SPA	MDR SPAINCIRCUITS	YAMAHA	Open60C	13	27:14.470	1 Lap	145.4	13	1:57.333	155.8
28	77	ANDREA SIBAJA	SPA	DEZA - BOX 77 RACING TEAM	KAWASAKI	Open60C	13	28:06.545	1 Lap	140.9	5	2:04.704	146.6

Retired

92	NIL ROIG	SPA	SP57 RACING TEAM	YAMAHA	Superspo	12	23:40.258				4	1:57.601	155.4
25	JAMIE DAVIS	GBR	FIFTY MOTORSPORT	YAMAHA	Open60C	7	16:28.620				6	1:58.931	153.7
93	MATHIAS POULSEN	DEN	MDS RACING TEAM	HONDA	Open60C	5	9:54.343				5	1:57.554	155.5
50	ONDREJ VOSTATEK	CZE	GM FUEL-VRC TEAM	YAMAHA	Superspo	5	10:03.167				5	1:58.221	154.6
16	ALEJANDRO RUIZ	SPA	ANDOTRANS TEAM TORRENTÓ	YAMAHA	Superspo	1	2:01.479						
23	LOIC ARBEL	FRA	ANDOTRANS TEAM TORRENTÓ	YAMAHA	Superspo								

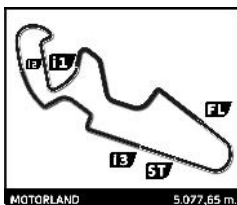
Pole Position:	DANIEL VALLE	2:04.403	146.9 Kph
Fastest Lap:	Lap3 UNAI ORRADRE	1:55.314	158.5 Kph

PILOTO 47 PENALIZADO CON UNA POSICIÓN POR EXCEDER LOS LÍMITES DE PISTA EN LA ÚLTIMA VUELTA

Published at:

Track Status: **DRY**

Race Director:	Timekeeper:
-----------------------	--------------------



Supersport

RFME Campeonato de España de Superbike

Carrera 2 (14 Laps, 71,1 km.)

Classification by Class

No	Rider	Nat	Team	Bike	Laps	Total Time	Gap	Kph	Best Lap			
									Lap	Time	Kph	
Open600												
1	10 UNAI ORRADRE	SPA	YAMAHA MS RACING	YAMAHA	14	27:08.915		157.1	3	1:55.314	158.5	
2	21 EDUARDO MONTERO	SPA	CASTROMAROTO RACING	YAMAHA	14	27:39.362	+30.447	154.2	4	1:57.554	155.5	
3	86 MARIO MAYOR	SPA	ANDOTRANS TEAM TORRENTÓ	YAMAHA	14	27:47.892	+38.977	153.4	8	1:58.117	154.7	
4	47 LUIS MIGUEL VERDUGO	SPA	DR7 HMAX	YAMAHA	14	27:48.417	+39.502	153.4	9	1:57.907	155.0	
5	78 ANGEL HEREDIA	SPA	MDR SPAINCIRCUITS	YAMAHA	14	27:48.816	+39.901	153.3	8	1:57.880	155.0	
6	53 DANIEL GONZALEZ	SPA	SP57 RACING TEAM	YAMAHA	14	28:05.157	+56.242	151.8	2	1:59.329	153.2	
7	91 MIHAIL FLOROY	BUL	YAMAHA GV STRATOS	YAMAHA	14	28:07.053	+58.138	151.7	12	1:59.393	153.1	
8	3 FILIP REHACEK	CZE	CARDOSO RACING	YAMAHA	14	28:12.338	+1'03.423	151.2	4	1:59.480	153.0	
9	11 JARED K. SCHULTZ	RSA	FIFTY MOTORSPORT	YAMAHA	14	28:24.454	+1'15.539	150.1	3	1:59.964	152.4	
10	37 MAURO GONZALEZ	SPA	MDR SPAINCIRCUITS	YAMAHA	13	27:14.470	1 Lap	145.4	13	1:57.333	155.8	
11	77 ANDREA SIBAJA	SPA	DEZA - BOX 77 RACING TEAM	KAWASAKI	13	28:06.545	1 Lap	140.9	5	2:04.704	146.6	
Retired												
25	JAMIE DAVIS	GBR	FIFTY MOTORSPORT	YAMAHA	7	16:28.620	7 Laps		6	1:58.931	153.7	
93	MATHIAS POULSEN	DEN	MDS RACING TEAM	HONDA	5	9:54.343	9 Laps		5	1:57.554	155.5	
Supersport												
1	18 ALEX VIU	SPA	EASYRACE TEAM	YAMAHA	14	27:09.265		157.1	6	1:55.795	157.8	
2	33 DANIEL VALLE	SPA	YAMAHA MS RACING	YAMAHA	14	27:09.655	+0.390	157.0	2	1:55.697	158.0	
3	43 SIMON JESPERSEN	DEN	H43 TEAM NOBBY	YAMAHA	14	27:14.007	+4.742	156.6	6	1:55.877	157.7	
4	39 BORJA QUERO	SPA	I+DENT RACING TEAM	YAMAHA	14	27:20.201	+10.936	156.0	2	1:55.972	157.6	
5	85 PEDRO NUNO ROMERO	POR	YAMAHA GV STRATOS	YAMAHA	14	27:20.296	+11.031	156.0	3	1:56.487	156.9	
6	12 BORJA GOMEZ	SPA	CARDOSO RACING	YAMAHA	14	27:22.797	+13.532	155.8	5	1:56.606	156.7	
7	96 DAVID SANCHIS	SPA	MRE TALENT	YAMAHA	14	27:34.169	+24.904	154.7	4	1:57.309	155.8	
8	19 JOAN DIAZ	SPA	H43 TEAM NOBBY TALASUR	YAMAHA	14	27:36.808	+27.543	154.4	7	1:57.612	155.4	
9	57 KENNY KOSKINEN	FIN	KALLIO RACING JUNIOR TEAM	YAMAHA	14	27:36.838	+27.573	154.4	5	1:57.400	155.7	
10	38 JUAN RODRIGUEZ	SPA		YAMAHA	14	27:37.078	+27.813	154.4	2	1:57.403	155.7	
11	54 MICHAL BULIK	SVK	NEW2 PROJECT	YAMAHA	14	27:39.416	+30.151	154.2	5	1:57.482	155.6	
12	52 GUILLEM ERILL	SPA	DEZA-BOX 77 RACING TEAM	KAWASAKI	14	27:41.165	+31.900	154.0	10	1:57.602	155.4	
13	94 ANDRES P. GONZALEZ	ARG	EASYRACE TEAM	YAMAHA	14	27:47.556	+38.291	153.4	7	1:57.960	154.9	
14	5 THOMAS STRUDWICK	GBR	MONEX TEAM EDGE RST	YAMAHA	14	27:48.361	+39.096	153.4	5	1:58.359	154.4	
15	71 KIMI PATOVA	FIN	RAM RACING YAMAHA	YAMAHA	14	28:06.952	+57.687	151.7	5	1:59.619	152.8	
16	81 FELIX NASSI	FIN	MDR SPAINCIRCUITS	YAMAHA	14	28:18.641	+1'09.376	150.6	3	1:59.932	152.4	
17	64 DAVIDE FABBRI	ITA	H43 TEAM NOBBY	YAMAHA	14	28:33.126	+1'23.861	149.4	4	2:01.250	150.7	
Retired												
92	NIL ROIG	SPA	SP57 RACING TEAM	YAMAHA	12	23:40.258	2 Laps		4	1:57.601	155.4	
50	ONDREJ VOSTATEK	CZE	GM FUEL-VRC TEAM	YAMAHA	5	10:03.167	9 Laps		5	1:58.221	154.6	
16	ALEJANDRO RUIZ	SPA	ANDOTRANS TEAM TORRENTÓ	YAMAHA	1	2:01.479	13 Laps					
23	LOIC ARBEL	FRA	ANDOTRANS TEAM TORRENTÓ	YAMAHA			14 Laps					

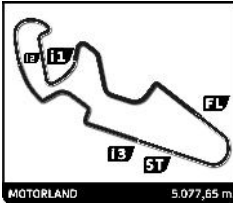
PILOTO 47 PENALIZADO CON UNA POSICIÓN POR EXCEDER LOS LÍMITES DE PISTA EN LA ÚLTIMA VUELTA

Published at:

Track Status: **DRY**

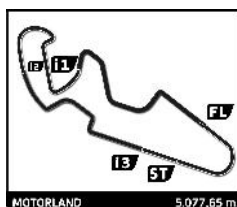
Race Director:

Timekeeper:



Supersport
RFME Campeonato de España de Superbike
Carrera 2
Lap Chart

No	Pos	Grid	Lap													
			1	2	3	4	5	6	7	8	9	10	11	12	13	14
33	1	33	33	33	33	33	33	33	33	33	33	33	33	10	10	10
18	2	18	43	10	10	10	10	10	10	10	10	10	10	18	18	18
43	3	43	18	43	18	18	18	18	18	18	18	18	18	33	33	33
10	4	10	10	18	43	43	43	43	43	43	43	43	43	43	43	43
85	5	85	12	85	85	85	39	39	39	39	39	39	39	39	39	39
12	6	12	85	12	39	39	85	85	85	85	85	85	85	85	85	85
19	7	19	37	39	12	12	12	12	12	12	12	12	12	12	12	12
16	8	16	39	19	19	19	96	96	96	96	96	96	96	96	96	96
37	9	37	19	57	96	96	19	21	57	57	92	19	19	19	19	19
57	10	57	16	21	21	21	21	57	92	92	19	57	92	92	57	57
39	11	39	57	54	57	57	57	92	54	54	57	92	57	57	38	38
94	12	94	54	96	92	92	92	54	21	19	54	21	21	38	21	21
92	13	92	21	92	54	54	54	19	19	21	21	54	54	21	54	54
25	14	25	92	93	93	93	93	38	38	38	38	38	38	54	52	52
54	15	54	96	38	38	38	38	5	52	52	52	52	52	52	94	94
38	16	38	93	53	52	52	5	52	5	5	5	5	5	94	86	86
81	17	81	38	52	5	5	52	94	94	94	94	94	94	86	5	47
53	18	53	53	5	53	86	86	86	78	78	78	78	86	5	47	5
23	19	23	94	94	86	94	94	78	86	86	86	86	78	78	78	78
78	20	78	52	86	94	78	78	47	47	47	47	47	47	47	53	53
21	21	21	5	81	78	53	47	53	53	53	53	53	53	53	91	71
11	22	11	81	78	47	47	53	71	71	71	71	71	71	91	71	91
5	23	5	86	47	81	50	50	81	81	91	91	91	91	71	3	3
96	24	96	11	11	11	81	81	91	91	3	3	3	3	3	81	81
52	25	52	71	50	50	11	71	3	3	81	81	81	81	81	11	11
93	26	93	78	71	91	71	91	11	11	11	11	11	11	11	64	64
71	27	71	47	91	71	91	3	64	64	64	64	64	64	64	37	
50	28	50	50	3	3	3	11	77	77	77	77	77	77	37	37	77
3	29	3	64	64	64	64	64	37	37	37	37	37	37	77	77	
86	30	86	91	77	77	77	77	25	25							
47	31	47	3	37	37	37	37									
64	32	64	77	25	25	25	25									
77	33	77	25													
91	34	91														



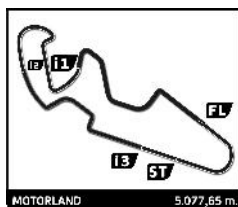
Supersport

RFME Campeonato de España de Superbike

Carrera 2

Best Sector Times

Sector 1			Sector 2			Sector 3			Sector 4			Pos	No	Ideal Lap	Best Lap	
Pos	No	Rider	Time	No	Rider	Time	No	Rider	Time	No	Rider					Time
1	10	U.ORRADRE	32.568	33	D.VALLE	32.310	10	U.ORRADRE	21.879	10	U.ORRADRE	28.293	1	10	1:55.145	1:55.314 (1)
2	43	S.JESPERSEN	32.590	10	U.ORRADRE	32.405	39	B.QUERO	21.890	33	D.VALLE	28.402	2	33	1:55.357	1:55.697 (2)
3	18	A.VIU	32.712	39	B.QUERO	32.484	33	D.VALLE	21.921	39	B.QUERO	28.433	3	39	1:55.584	1:55.972 (5)
4	33	D.VALLE	32.724	18	A.VIU	32.535	18	A.VIU	21.923	43	S.JESPERSEN	28.455	4	43	1:55.605	1:55.877 (4)
5	39	B.QUERO	32.777	43	S.JESPERSEN	32.593	43	S.JESPERSEN	21.967	18	A.VIU	28.492	5	18	1:55.662	1:55.795 (3)
6	85	P.ROMERO	32.920	12	B.GOMEZ	32.748	85	P.ROMERO	22.051	85	P.ROMERO	28.535	6	85	1:56.260	1:56.487 (6)
7	12	B.GOMEZ	32.993	85	P.ROMERO	32.754	37	M.GONZALEZ	22.116	12	B.GOMEZ	28.558	7	12	1:56.447	1:56.606 (7)
8	92	N.ROIG	33.137	96	D.SANCHIS	32.822	12	B.GOMEZ	22.148	92	N.ROIG	28.569	8	96	1:56.863	1:57.309 (8)
9	38	J.RODRIGUEZ	33.175	93	M.POULSEN	32.848	96	D.SANCHIS	22.156	19	J.DIAZ	28.592	9	37	1:56.931	1:57.333 (9)
10	96	D.SANCHIS	33.192	78	A.HEREDIA	32.863	19	J.DIAZ	22.248	38	J.RODRIGUEZ	28.630	10	92	1:57.072	1:57.601 (15)
11	47	L.VERDUGO	33.223	52	G.ERILL	32.913	54	M.BULIK	22.316	21	E.MONTERO	28.635	11	19	1:57.191	1:57.612 (17)
12	37	M.GONZALEZ	33.238	37	M.GONZALEZ	32.937	57	K.KOSKINEN	22.329	37	M.GONZALEZ	28.640	12	38	1:57.221	1:57.403 (11)
13	57	K.KOSKINEN	33.263	47	L.VERDUGO	32.953	92	N.ROIG	22.330	93	M.POULSEN	28.679	13	21	1:57.288	1:57.554 (13)
14	19	J.DIAZ	33.265	21	E.MONTERO	32.956	21	E.MONTERO	22.334	96	D.SANCHIS	28.693	14	93	1:57.343	1:57.554 (14)
15	54	M.BULIK	33.278	57	K.KOSKINEN	32.996	52	G.ERILL	22.349	78	A.HEREDIA	28.708	15	57	1:57.352	1:57.400 (10)
16	94	A.GONZALEZ	33.281	38	J.RODRIGUEZ	32.999	86	M.MAYOR	22.383	54	M.BULIK	28.720	16	52	1:57.365	1:57.602 (16)
17	86	M.MAYOR	33.314	5	T.STRUDWICK	33.016	94	A.GONZALEZ	22.407	52	G.ERILL	28.751	17	54	1:57.382	1:57.482 (12)
18	52	G.ERILL	33.352	92	N.ROIG	33.036	93	M.POULSEN	22.408	57	K.KOSKINEN	28.764	18	47	1:57.476	1:57.907 (19)
19	21	E.MONTERO	33.363	94	A.GONZALEZ	33.054	38	J.RODRIGUEZ	22.417	94	A.GONZALEZ	28.812	19	94	1:57.554	1:57.960 (20)
20	93	M.POULSEN	33.408	54	M.BULIK	33.068	50	O.VOSTATEK	22.427	5	T.STRUDWICK	28.819	20	78	1:57.569	1:57.880 (18)
21	50	O.VOSTATEK	33.463	19	J.DIAZ	33.086	5	T.STRUDWICK	22.452	86	M.MAYOR	28.822	21	86	1:57.723	1:58.117 (21)
22	78	A.HEREDIA	33.464	86	M.MAYOR	33.204	47	L.VERDUGO	22.465	47	L.VERDUGO	28.835	22	5	1:57.826	1:58.359 (23)
23	5	T.STRUDWICK	33.539	50	O.VOSTATEK	33.244	53	D.GONZALEZ	22.471	16	A.RUIZ	28.862	23	50	1:58.025	1:58.221 (22)
24	91	M.FLOROV	33.685	25	J.DAVIS	33.265	78	A.HEREDIA	22.534	50	O.VOSTATEK	28.891	24	25	1:58.729	1:58.931 (24)
25	3	F.REHACEK	33.692	53	D.GONZALEZ	33.268	25	J.DAVIS	22.542	71	K.PATOVA	28.975	25	71	1:58.942	1:59.619 (28)
26	25	J.DAVIS	33.810	23	L.ARBEL	33.382	23	L.ARBEL	22.561	25	J.DAVIS	29.112	26	91	1:58.988	1:59.393 (26)
27	81	F.NASSI	33.902	71	K.PATOVA	33.410	91	M.FLOROV	22.627	81	F.NASSI	29.184	27	53	1:59.015	1:59.329 (25)
28	71	K.PATOVA	33.921	3	F.REHACEK	33.420	71	K.PATOVA	22.636	91	M.FLOROV	29.216	28	3	1:59.136	1:59.480 (27)
29	11	J.SCHULTZ	33.995	16	A.RUIZ	33.427	16	A.RUIZ	22.703	53	D.GONZALEZ	29.272	29	81	1:59.538	1:59.932 (29)
30	53	D.GONZALEZ	34.004	91	M.FLOROV	33.460	3	F.REHACEK	22.732	3	F.REHACEK	29.292	30	11	1:59.815	1:59.964 (30)
31	64	D.FABBRI	34.158	11	J.SCHULTZ	33.663	81	F.NASSI	22.752	11	J.SCHULTZ	29.310	31	64	2:00.810	2:01.250 (31)
32	77	A.SIBAJA	35.548	81	F.NASSI	33.700	11	J.SCHULTZ	22.847	64	D.FABBRI	29.734	32	77	2:04.206	2:04.704 (32)



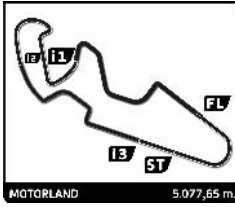
Supersport

RFME Campeonato de España de Superbike

Carrera 2

Best Top Speed

No Rider	Team	Class	Top 1		Top 2		Top 3		Top 4		Top 5		Avg
			Kph	Lap	Kph	Lap	Kph	Lap	Kph	Lap	Kph	Lap	
78 ANGEL HEREDIA	MDR SPAINCIRCUITS	Open600	267.3	10	266.0	1	265.4	4	264.7	6	262.8	5	265,2
19 JOAN DIAZ	H43 TEAM NOBBY TALASUR	Supersport	265.4	7	264.7	8	264.1	1	263.4	9	262.1	6	263,9
38 JUAN RODRIGUEZ		Supersport	265.4	9	264.7	8	263.4	11	263.4	6	262.8	10	263,9
39 BORJA QUERO	I+DENT RACING TEAM	Supersport	265.4	1	259.6	4	256.5	2	255.9	6	255.9	5	258,7
5 THOMAS STRUDWICK	MONEX TEAM EDGE RST	Supersport	264.7	2	263.4	4	262.8	1	260.2	14	259.6	3	262,1
47 LUIS MIGUEL VERDUGO	DR7 HMAX	Open600	264.7	1	264.1	2	262.8	14	262.8	10	262.8	5	263,4
92 NIL ROIG	SP57 RACING TEAM	Supersport	264.7	3	263.4	4	263.4	8	262.8	1	262.8	6	263,4
10 UNAI ORRADRE	YAMAHA MS RACING	Open600	264.1	9	263.4	6	262.8	5	262.1	8	261.5	11	262,8
21 EDUARDO MONTERO	CASTROMAROTO RACING	Open600	264.1	1	262.8	2	259.6	8	259.6	7	259.0	10	261,0
33 DANIEL VALLE	YAMAHA MS RACING	Supersport	264.1	13	260.2	14	260.2	10	260.2	9	260.2	8	261,0
3 FILIP REHACEK	CARDOSO RACING	Open600	263.4	5	261.5	6	260.2	7	259.6	1	257.8	8	260,5
54 MICHAL BULIK	NEW2 PROJECT	Supersport	262.8	7	261.5	14	261.5	5	261.5	1	260.9	9	261,6
86 MARIO MAYOR	ANDOTRANS TEAM TORRENTÓ	Open600	262.8	2	262.1	9	262.1	7	261.5	10	260.9	8	261,9
16 ALEJANDRO RUIZ	ANDOTRANS TEAM TORRENTÓ	Supersport	262.1	1									262,1
18 ALEIX VIU	EASYRACE TEAM	Supersport	262.1	12	262.1	9	260.2	8	260.2	2	259.6	13	260,8
43 SIMON JESPERSEN	H43 TEAM NOBBY	Supersport	262.1	4	262.1	3	261.5	5	260.9	7	259.0	9	261,1
71 KIMI PATOVA	RAM RACING YAMAHA	Supersport	262.1	1	260.9	4	260.2	2	258.4	3	257.8	13	259,9
12 BORJA GOMEZ	CARDOSO RACING	Supersport	261.5	3	259.6	6	259.6	5	259.0	8	259.0	7	259,7
52 GUILLEM ERILL	DEZA-BOX 77 RACING TEAM	Supersport	261.5	7	260.2	6	259.6	5	259.0	1	256.5	8	259,4
91 MIHAIL FLOROV	YAMAHA GV STRATOS	Open600	261.5	1	259.6	4	259.0	2	258.4	6	257.8	5	259,3
93 MATHIAS POULSEN	MDS RACING TEAM	Open600	261.5	4	260.9	5	259.0	3	258.4	1	257.8	2	259,5
50 ONDREJ VOSTATEK	GM FUEL-VRC TEAM	Supersport	260.9	3	260.2	1	258.4	2	257.1	4	255.9	5	258,5
57 KENNY KOSKINEN	KALLIO RACING JUNIOR TEAM	Supersport	260.9	6	260.2	5	259.0	4	258.4	9	257.8	12	259,3
94 ANDRES P. GONZALEZ	EASYRACE TEAM	Supersport	260.9	5	260.2	10	258.4	7	257.8	4	257.8	8	259,0
85 PEDRO NUNO ROMERO	YAMAHA GV STRATOS	Supersport	260.2	9	259.0	13	259.0	6	259.0	1	258.4	8	259,1
96 DAVID SANCHIS	MRE TALENT	Supersport	260.2	2	259.6	1	254.7	4	253.5	7	253.5	3	256,3
37 MAURO GONZALEZ	MDR SPAINCIRCUITS	Open600	259.6	1	258.4	12	256.5	13	254.7	5	254.1	8	256,7
53 DANIEL GONZALEZ	SP57 RACING TEAM	Open600	259.0	5	256.5	4	254.7	3	254.1	1	253.5	6	255,6
25 JAMIE DAVIS	FIFTY MOTORSPORT	Open600	257.1	6	255.3	5	254.7	1	254.1	3	254.1	4	255,1
81 FELIX NASSI	MDR SPAINCIRCUITS	Supersport	257.1	2	257.1	1	256.5	8	256.5	3	255.3	7	256,5
11 JARED K. SCHULTZ	FIFTY MOTORSPORT	Open600	256.5	2	255.9	1	255.3	7	255.3	6	255.3	5	255,7
77 ANDREA SIBAJA	DEZA - BOX 77 RACING TEAM	Open600	255.9	13	254.7	6	254.7	5	253.5	12	253.5	9	254,5
64 DAVIDE FABBRI	H43 TEAM NOBBY	Supersport	253.5	1	251.7	2	250.0	7	249.4	6	249.4	4	250,8
23 LOIC ARBEL	ANDOTRANS TEAM TORRENTÓ	Supersport											



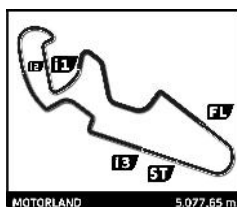
Supersport

RFME Campeonato de España de Superbike

Carrera 2

Leader Sequence by Class

No	Rider	Team	Bike	Start Lap	End Lap	Laps	Total Laps
Open600							
10	UNAI ORRADRE	YAMAHA MS RACING	YAMAHA	1	14	14	14
Supersport							
33	DANIEL VALLE	YAMAHA MS RACING	YAMAHA	1	11	11	11
18	ALEIX VIU	EASYRACE TEAM	YAMAHA	12	14	3	3



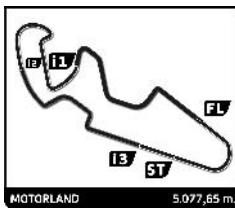
Supersport

RFME Campeonato de España de Superbike

Carrera 2

Fastest Lap Sequence

Elapsed	No Rider	Team	Bike	Class	Time	Kph	Lap
3:52.772	33 DANIEL VALLE	YAMAHA MS RACING	YAMAHA	Supersport	1:55.697	158.0	2
5:49.793	10 UNAI ORRADRE	YAMAHA MS RACING	YAMAHA	Open600	1:55.314	158.5	3



Supersport

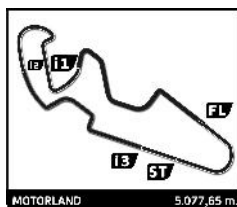
RFME Campeonato de España de Superbike

Carrera 2

Analysis by lap

Lapped ■

No	Lap Time	Gap	No	Lap Time	Gap	No	Lap Time	Gap	No	Lap Time	Gap	No	Lap Time	Gap
Lap 1			81	2:00.015	12.360	21	1:57.554	10.756	Lap 6			81	2:00.961	35.079
33	1:57.075	0.000	78	1:58.529	12.528	57	1:57.651	11.111	33	1:56.404		91	2:00.821	35.085
43	1:58.232	1.157	47	1:59.289	13.391	92	1:57.601	11.203	10	1:56.332	0.210	3	2:00.728	35.281
18	1:58.455	1.380	11	2:00.217	13.628	54	1:57.804	11.643	18	1:55.795	1.577	11	2:01.516	37.893
10	1:58.526	1.451	50	1:59.499	13.806	93	1:57.736	12.001	43	1:55.877	2.084	25	1:58.931	1 Lap
12	1:59.276	2.201	71	2:00.250	14.154	38	1:57.803	12.393	39	1:56.497	5.020	64	2:02.137	44.957
85	1:59.373	2.298	91	1:59.591	14.739	52	1:58.590	15.844	85	1:56.686	5.293	77	2:05.050	1:10.437
37	2:00.642	3.567	3	2:00.442	16.246	5	1:58.584	16.026	12	1:56.661	6.081	37	1:59.257	1:43.567
39	2:00.890	3.815	64	2:01.699	16.794	86	1:58.988	17.142	96	1:57.515	12.359	Lap 8		
19	2:01.148	4.073	77	2:06.439	25.367	94	1:58.824	17.292	21	1:57.868	13.593	33	1:56.286	
16	2:01.479	4.404	37	3:20.007	1:27.877	78	1:58.294	17.707	57	1:57.806	13.696	10	1:56.326	0.246
57	2:01.818	4.743	25	3:36.232	1:55.614	53	1:59.872	17.919	92	1:57.682	14.002	18	1:56.067	1.182
54	2:02.132	5.057	Lap 3			47	1:58.105	18.137	54	1:57.749	14.253	43	1:56.452	2.152
21	2:02.486	5.411	33	1:55.970		50	1:58.504	20.158	19	2:00.149	15.074	39	1:56.781	6.230
92	2:02.487	5.412	10	1:55.314	1.051	81	2:00.293	20.569	38	1:57.725	15.240	85	1:56.874	6.811
96	2:02.550	5.475	18	1:56.357	2.719	11	2:00.556	22.132	5	1:58.482	20.246	12	1:57.055	7.647
93	2:03.435	6.360	43	1:56.704	2.768	71	1:59.859	22.235	52	1:58.482	20.441	96	1:57.796	15.166
38	2:04.097	7.022	85	1:56.487	3.751	91	2:00.343	22.472	94	1:57.999	21.313	57	1:58.450	17.469
53	2:04.111	7.036	39	1:56.345	4.465	3	1:59.480	24.277	86	1:58.767	22.065	92	1:58.158	17.633
94	2:04.720	7.645	12	1:56.966	4.551	64	2:01.250	27.330	78	1:58.560	22.111	54	1:57.927	17.870
52	2:04.834	7.759	19	1:57.755	7.805	25	2:25.725	1 Lap	47	1:58.866	22.700	19	1:57.731	17.918
5	2:04.998	7.923	96	1:57.389	8.864	77	2:05.353	44.273	53	2:00.111	25.841	21	1:58.802	18.917
81	2:05.117	8.042	21	1:57.817	9.248	37	1:58.554	1:33.248	71	2:00.879	30.112	38	1:58.321	19.001
86	2:05.263	8.188	57	1:58.199	9.506	Lap 5			81	2:01.841	30.331	52	1:57.825	23.966
11	2:06.183	9.108	92	1:57.749	9.648	33	1:56.217		91	2:00.274	30.477	5	1:58.365	24.614
71	2:06.676	9.601	54	1:58.438	9.885	10	1:55.918	0.282	3	1:59.619	30.766	94	1:58.255	25.029
78	2:06.771	9.696	93	1:58.042	10.311	18	1:55.830	2.186	11	2:01.354	32.590	78	1:57.880	25.412
47	2:06.874	9.799	38	1:57.878	10.636	43	1:56.069	2.611	25	1:59.022	1 Lap	86	1:58.117	25.979
50	2:07.079	10.004	52	1:58.310	13.300	39	1:56.423	4.927	64	2:01.973	39.033	47	1:58.035	26.493
64	2:07.867	10.792	5	1:58.374	13.488	85	1:56.794	5.011	77	2:05.244	1:01.600	53	1:59.942	33.480
91	2:07.920	10.845	53	1:59.395	14.093	12	1:56.606	5.824	37	2:01.394	1:40.523	71	2:00.324	37.858
3	2:08.576	11.501	86	1:58.775	14.200	96	1:57.338	11.248	Lap 7			91	1:59.925	38.724
77	2:11.700	14.625	94	1:59.149	14.514	19	1:57.737	11.329	33	1:56.213		3	2:01.017	40.012
25	2:12.154	15.079	78	1:58.901	15.459	21	1:57.590	12.129	10	1:56.209	0.206	81	2:01.297	40.090
Lap 2			47	1:58.657	16.078	57	1:57.400	12.294	18	1:56.037	1.401	11	2:01.161	42.768
33	1:55.697		81	1:59.932	16.322	92	1:57.738	12.724	43	1:56.115	1.986	64	2:02.659	51.330
10	1:55.953	1.707	11	1:59.964	17.622	54	1:57.482	12.908	39	1:56.928	5.735	25	2:17.031	1 Lap
43	1:56.574	2.034	50	1:59.864	17.700	93	1:57.554	13.338	85	1:57.143	6.223	77	2:06.155	1:20.306
18	1:56.649	2.332	91	1:59.406	18.175	38	1:57.743	13.919	12	1:57.010	6.878	37	1:59.690	1:46.971
85	1:56.633	3.234	71	2:00.238	18.422	5	1:58.359	18.168	96	1:57.510	13.656	Lap 9		
12	1:57.051	3.555	3	2:00.567	20.843	52	1:58.736	18.363	57	1:57.822	15.305	33	1:56.354	
39	1:55.972	4.090	64	2:01.302	22.126	86	1:58.777	19.702	18	1:56.037	1.401	10	1:56.246	0.138
19	1:57.644	6.020	77	2:05.569	34.966	94	1:58.643	19.718	43	1:56.115	1.986	18	1:56.106	0.934
57	1:58.231	7.277	37	1:58.833	1:30.740	78	1:58.465	19.955	39	1:56.928	5.735	43	1:56.375	2.173
21	1:57.687	7.401	Lap 4			47	1:58.318	20.238	85	1:57.143	6.223	39	1:57.305	7.181
54	1:58.057	7.417	33	1:56.046		53	2:00.432	22.134	12	1:57.010	6.878	85	1:56.870	7.327
96	1:57.667	7.445	10	1:55.576	0.581	50	1:58.221	22.162	96	1:57.510	13.656	12	1:57.122	8.415
92	1:58.154	7.869	18	1:55.900	2.573	81	2:00.542	24.894	57	1:57.822	15.305	96	1:57.870	16.682
93	1:57.576	8.239	43	1:56.037	2.759	71	1:59.619	25.637	92	1:57.972	15.761	92	1:58.024	19.303
38	1:57.403	8.728	85	1:56.729	4.434	91	2:00.352	26.607	54	1:58.189	16.229	19	1:57.801	19.365
53	1:59.329	10.668	39	1:56.302	4.721	3	1:59.491	27.551	21	1:59.021	16.401	57	1:58.513	19.628
52	1:58.898	10.960	12	1:56.930	5.435	11	2:01.725	27.640	19	1:57.612	16.473	54	1:58.352	19.868
5	1:58.858	11.084	19	1:58.050	9.809	25	1:59.525	1 Lap	38	1:57.939	16.966	21	1:58.005	20.568
94	1:59.387	11.335	96	1:57.309	10.127	64	2:02.351	33.464	52	1:58.199	22.427	38	1:57.979	20.626
86	1:58.904	11.395				77	2:04.704	52.760	94	1:57.960	23.060			
						37	1:58.502	1:35.533	78	1:57.920	23.818			
									86	1:58.296	24.148			
									47	1:58.257	24.744			
									53	2:00.196	29.824			
									71	1:59.921	33.820			



Supersport

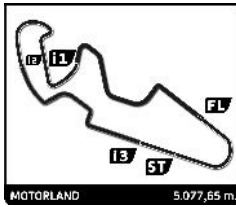
RFME Campeonato de España de Superbike

Carrera 2

Analysis by lap

Lapped

No	Lap Time	Gap	No	Lap Time	Gap	No	Lap Time	Gap	No	Lap Time	Gap	No	Lap Time	Gap			
52	1:57.947	25.559	19	1:58.133	22.906	37	1:59.275	1 Lap	39	1:57.477	10.124						
5	1:58.612	26.872	92	1:57.666	23.520				85	1:57.426	10.223						
94	1:58.505	27.180	57	1:58.236	23.682				12	1:57.704	11.720						
78	1:58.378	27.436	21	1:58.158	24.367				96	1:58.262	22.822						
86	1:58.125	27.750	54	1:58.239	24.718				19	1:58.143	26.127						
47	1:57.907	28.046	38	1:58.249	24.761				57	1:58.020	26.302						
53	2:00.114	37.240	52	1:57.940	28.610				38	1:57.591	26.591						
71	2:00.229	41.733	5	1:59.119	32.344				21	1:58.925	28.316						
91	1:59.748	42.118	94	1:59.116	32.388				54	1:58.830	28.421						
3	2:00.805	44.463	86	1:59.359	32.997				52	1:58.096	30.908						
81	2:00.841	44.577	78	1:59.721	33.146				94	1:58.868	36.678						
11	2:01.525	47.939	47	1:59.478	33.385				86	1:58.681	36.985						
64	2:02.476	57.452	53	2:00.195	45.257				5	1:59.066	37.550						
77	2:05.029	1:28.981	71	2:00.000	49.101				47	1:58.914	37.743						
37	1:59.341	1:49.958	91	1:59.747	49.188				78	1:59.669	38.322						
Lap 10			3	2:00.508	51.960				77	2:07.605	1 Lap						
33	1:56.249		81	2:01.718	55.598				53	2:00.061	51.950						
10	1:56.214	0.103	11	2:01.608	59.257				91	1:59.790	54.879						
18	1:56.202	0.887	64	2:01.974	1:08.896				71	1:59.813	55.053						
43	1:56.545	2.469	Lap 12						3	2:01.221	59.515						
39	1:57.125	8.057	10	1:56.606					81	2:01.311	1:04.781						
85	1:57.291	8.369	18	1:56.097	0.104				11	2:01.841	1:09.620						
12	1:57.070	9.236	33	1:57.529	0.621				64	2:01.874	1:18.904						
96	1:57.900	18.333	37	2:02.476	1 Lap				Lap 14								
19	1:57.899	21.015	43	1:57.404	3.818				10	1:56.670							
57	1:58.309	21.688	39	1:57.272	9.231				18	1:56.859	0.350						
92	1:59.042	22.096	85	1:57.301	9.381				33	1:56.882	0.740						
21	1:58.132	22.451	12	1:57.399	10.600				43	1:57.166	5.092						
54	1:59.102	22.721	96	1:58.165	21.144				37	1:57.333	1 Lap						
38	1:58.377	22.754	19	1:58.570	24.568				39	1:57.832	11.286						
52	1:57.602	26.912	92	1:57.985	24.597				85	1:57.828	11.381						
5	1:58.844	29.467	57	1:58.092	24.866				12	1:58.832	13.882						
94	1:58.583	29.514	38	1:57.731	25.584				96	1:59.102	25.254						
78	1:58.480	29.667	21	1:58.516	25.975				19	1:58.436	27.893						
86	1:58.379	29.880	54	1:58.365	26.175				57	1:58.291	27.923						
47	1:58.352	30.149	52	1:57.694	29.396				38	1:58.242	28.163						
53	2:00.313	41.304	94	1:58.914	34.394				21	1:58.801	30.447						
71	1:59.859	45.343	86	1:58.799	34.888				54	1:58.750	30.501						
91	1:59.814	45.683	5	1:59.632	35.068				52	1:58.012	32.250						
3	1:59.480	47.694	78	1:58.999	35.237				94	1:58.633	38.641						
81	2:01.794	50.122	47	1:58.936	35.413				86	1:58.662	38.977						
11	2:02.201	53.891	77	2:51.373	1 Lap				47	1:58.029	39.102						
64	2:01.961	1:03.164	53	2:00.124	48.473				5	1:58.566	39.446						
77	2:06.018	1:38.750	91	1:59.393	51.673				78	1:58.249	39.901						
37	1:59.166	1:52.875	71	1:59.631	51.824				53	2:00.962	56.242						
Lap 11			3	1:59.826	54.878				77	2:06.306	1 Lap						
33	1:56.242		81	2:01.364	1:00.054				71	1:59.654	58.037						
10	1:56.441	0.302	11	2:02.014	1:04.363				91	1:59.929	58.138						
18	1:56.270	0.915	64	2:01.626	1:13.614				3	2:00.578	1:03.423						
43	1:57.095	3.322	Lap 13						81	2:01.615	1:09.726						
39	1:57.052	8.867	10	1:56.584					11	2:02.589	1:15.539						
85	1:56.861	8.988	18	1:56.641	0.161				64	2:01.977	1:24.211						
12	1:57.115	10.109	33	1:56.491	0.528												
96	1:57.796	19.887	43	1:57.362	4.596												



Supersport

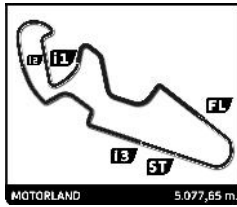
RFME Campeonato de España de Superbike

Carrera 2

Sector Analysis

— Invalidated Lap ■ Personal Best ■ Session Best B Crossing the pit lane

Lap	Time	Sector 1	Sector 2	Sector 3	Sector 4	T.Spd	Lap	Time	Sector 1	Sector 2	Sector 3	Sector 4	T.Spd
3 FILIP REHACEK CZE CARDOSO RACING YAMAHA							4	2:00.556	34.215	33.847	22.957	29.537	254.1
1	2:08.576	41.283	34.684	22.947	29.662	259.6	5	2:01.725	34.658	34.309	23.029	29.729	255.3
2	2:00.442	34.078	34.012	22.882	29.470	257.1	6	2:01.354	34.526	34.094	23.191	29.543	255.3
3	2:00.567	34.247	33.798	22.869	29.653	255.9	7	2:01.516	34.328	34.233	23.155	29.800	255.3
4	1:59.480	33.933	33.420	22.741	29.386	256.5	8	2:01.161	34.459	34.135	22.847	29.720	254.1
5	1:59.491	33.693	33.451	22.980	29.367	263.4	9	2:01.525	34.439	34.312	23.113	29.661	252.3
6	1:59.619	33.692	33.458	22.885	29.584	261.5	10	2:02.201	34.668	34.375	23.297	29.861	252.3
7	2:00.728	34.269	33.706	23.088	29.665	260.2	11	2:01.608	34.474	34.112	23.214	29.808	250.0
8	2:01.017	34.421	34.048	23.032	29.516	257.8	12	2:02.014	34.451	34.087	23.361	30.115	250.6
9	2:00.805	34.819	33.707	22.987	29.292	255.3	13	2:01.841	34.538	34.212	23.099	29.992	250.6
10	1:59.480	33.786	33.448	22.732	29.514	256.5	14	2:02.589	34.571	34.344	23.630	30.044	250.6
11	2:00.508	33.980	33.462	22.870	30.196	253.5							
12	1:59.826	33.876	33.508	22.807	29.635	254.1	12 BORJA GOMEZ SPA CARDOSO RACING YAMAHA						
13	2:01.221	34.214	34.474	22.819	29.714	254.1	1	1:59.276	35.484	32.898	22.184	28.710	256.5
14	2:00.578	34.141	33.742	23.016	29.679	254.1	2	1:57.051	33.300	32.824	22.277	28.650	258.4
							3	1:56.966	33.094	32.801	22.513	28.558	261.5
							4	1:56.930	33.171	32.833	22.212	28.714	258.4
							5	1:56.606	33.056	32.796	22.148	28.606	259.6
							6	1:56.661	32.993	32.748	22.246	28.674	259.6
							7	1:57.010	33.070	32.933	22.292	28.715	259.0
							8	1:57.055	33.229	32.871	22.266	28.689	259.0
							9	1:57.122	33.186	32.919	22.272	28.745	258.4
							10	1:57.070	33.229	32.813	22.237	28.791	257.8
							11	1:57.115	33.193	32.855	22.226	28.841	255.9
							12	1:57.399	33.306	32.892	22.267	28.934	255.3
							13	1:57.704	33.477	32.978	22.329	28.920	255.3
							14	1:58.832	33.651	33.189	22.605	29.387	252.9
							16 ALEJANDRO RUIZ SPA ANDOTRANS TEAM TORRENTÓ YAMAHA						
							1	2:01.479	36.487	33.427	22.703	28.862	262.1
							18 ALEIX VIU SPA EASYRACE TEAM YAMAHA						
							1	1:58.455	35.015	32.948	22.000	28.492	259.0
							2	1:56.649	32.802	32.651	22.671	28.525	260.2
							3	1:56.357	32.770	32.898	22.039	28.650	258.4
							4	1:55.900	32.763	32.619	21.958	28.560	258.4
							5	1:55.830	32.712	32.610	21.940	28.568	258.4
							6	1:55.795	32.780	32.553	21.956	28.506	259.0
							7	1:56.037	32.892	32.639	21.923	28.583	259.6
							8	1:56.067	32.953	32.581	21.945	28.588	260.2
							9	1:56.106	32.983	32.571	22.004	28.548	262.1
							10	1:56.202	32.925	32.653	22.019	28.605	259.0
							11	1:56.270	32.990	32.686	22.050	28.544	258.4
							12	1:56.097	32.826	32.535	22.200	28.536	262.1
							13	1:56.641	33.191	32.735	22.124	28.591	259.6
							14	1:56.859	33.083	32.864	22.204	28.708	259.0
							19 JOAN DIAZ SPA H43 TEAM NOBBY TALASUR YAMAHA						
							1	2:01.148	35.835	33.320	23.140	28.853	264.1
							2	1:57.644	33.282	33.086	22.363	28.913	259.0
							3	1:57.755	33.265	33.256	22.348	28.886	256.5
							4	1:58.050	33.361	33.331	22.379	28.979	257.8
							5	1:57.737	33.409	33.480	22.248	28.600	260.9
5 THOMAS STRUDWICK GBR MONEX TEAM EDGE RST YAMAHA							1	2:04.998	38.500	34.243	23.231	29.024	262.8
2	1:58.858	33.795	33.515	22.729	28.819	264.7	2	2:00.217	34.047	33.663	23.132	29.375	256.5
3	1:58.374	33.729	33.016	22.712	28.917	259.6	3	1:59.964	33.995	33.724	22.935	29.310	254.7
4	1:58.584	33.745	33.178	22.776	28.885	263.4							
5	1:58.359	33.733	33.166	22.510	28.950	256.5							
6	1:58.482	33.622	33.092	22.873	28.895	256.5							
7	1:58.502	33.588	33.248	22.617	29.049	259.0							
8	1:58.365	33.811	33.138	22.452	28.964	259.0							
9	1:58.612	33.539	33.355	22.752	28.966	257.1							
10	1:58.844	33.788	33.249	22.763	29.044	257.1							
11	1:59.119	34.096	33.258	22.633	29.132	253.5							
12	1:59.632	33.982	33.797	22.772	29.081	258.4							
13	1:59.066	33.719	33.392	22.757	29.198	257.1							
14	1:58.566	33.799	33.239	22.642	28.886	260.2							
10 UNAI ORRADRE SPA YAMAHA MS RACING YAMAHA							1	1:58.526	35.246	32.764	22.169	28.347	259.0
2	1:55.953	32.901	32.661	22.098	28.293	258.4							
3	1:55.314	32.568	32.405	21.879	28.462	259.0							
4	1:55.576	32.670	32.543	21.944	28.419	260.2							
5	1:55.918	32.826	32.500	22.264	28.328	262.8							
6	1:56.332	32.998	32.715	22.125	28.494	263.4							
7	1:56.209	32.967	32.695	21.997	28.550	260.9							
8	1:56.326	33.056	32.722	22.129	28.419	262.1							
9	1:56.246	33.039	32.518	22.261	28.428	264.1							
10	1:56.214	33.259	32.566	22.004	28.385	255.3							
11	1:56.441	33.228	32.568	22.146	28.499	261.5							
12	1:56.606	33.140	32.590	22.259	28.617	260.9							
13	1:56.584	33.116	32.674	22.115	28.679	257.8							
14	1:56.670	33.027	32.829	22.183	28.631	257.8							
11 JARED K. SCHULTZ RSA FIFTY MOTORSPORT YAMAHA							1	2:06.183	38.851	34.600	23.411	29.321	255.9
2	2:00.217	34.047	33.663	23.132	29.375	256.5							
3	1:59.964	33.995	33.724	22.935	29.310	254.7							



Supersport

RFME Campeonato de España de Superbike

Carrera 2

Sector Analysis

— Invalidated Lap ■ Personal Best ■ Session Best B Crossing the pit lane

Lap	Time	Sector 1	Sector 2	Sector 3	Sector 4	T.Sp	Lap	Time	Sector 1	Sector 2	Sector 3	Sector 4	T.Sp
6	2:00.149	33.491	33.312	24.631	28.715	262.1	2	3:20.007	33.333	1:53.697	23.488	29.489	250.6
7	1:57.612	33.340	33.201	22.479	28.592	265.4	3	1:58.833	34.060	33.355	22.392	29.026	251.7
8	1:57.731	33.356	33.245	22.468	28.662	264.7	4	1:58.554	33.928	33.150	22.362	29.114	253.5
9	1:57.801	33.297	33.319	22.488	28.697	263.4	5	1:58.502	33.652	33.318	22.476	29.056	254.7
10	1:57.899	33.276	33.243	22.566	28.814	257.1	6	2:01.394	36.158	33.649	22.475	29.112	252.9
11	1:58.133	33.336	33.257	22.484	29.056	255.3	7	1:59.257	33.990	33.449	22.584	29.234	254.1
12	1:58.570	33.657	33.417	22.553	28.943	255.3	8	1:59.690	33.973	33.677	22.535	29.505	254.1
13	1:58.143	33.461	33.250	22.493	28.939	255.3	9	1:59.341	34.058	33.564	22.332	29.387	252.3
14	1:58.436	33.689	33.255	22.772	28.720	259.0	10	1:59.166	33.983	33.450	22.448	29.285	251.7
							11	2:02.476	33.587	33.340	22.267	33.282	252.9
							12	1:59.275	35.193	32.939	22.224	28.919	258.4
							13	1:57.333	33.238	32.937	22.116	29.042	256.5

21 **EDUARDO MONTERO** SPA
CASTROMAROTO RACING YAMAHA

1	2:02.486	37.317	33.290	22.724	29.155	264.1
2	1:57.687	33.363	33.017	22.494	28.813	262.8
3	1:57.817	33.604	33.017	22.561	28.635	258.4
4	1:57.554	33.391	32.956	22.420	28.787	257.1
5	1:57.590	33.410	32.998	22.334	28.848	257.1
6	1:57.868	33.523	32.975	22.450	28.920	256.5
7	1:59.021	33.954	33.177	22.796	29.094	259.6
8	1:58.802	33.962	33.264	22.539	29.037	259.6
9	1:58.005	33.623	32.970	22.474	28.938	257.8
10	1:58.132	33.554	33.120	22.675	28.783	259.0
11	1:58.158	33.565	33.058	22.494	29.041	255.3
12	1:58.516	33.682	33.138	22.502	29.194	254.7
13	1:58.925	33.836	33.204	22.701	29.184	255.9
14	1:58.801	33.795	33.429	22.567	29.010	257.1

25 **JAMIE DAVIS** GBR
FIFTY MOTORSPORT YAMAHA

1	2:12.154	B	38.439	34.488	23.690	35.537	254.7
2	3:36.232	2:10.762	33.508	22.606	29.356	248.8	
3	2:25.725	1:00.579	33.323	22.542	29.281	254.1	
4	1:59.525	33.810	33.375	23.228	29.112	254.1	
5	1:59.022	33.910	33.333	22.637	29.142	255.3	
6	1:58.931	33.860	33.265	22.595	29.211	257.1	
7	2:17.031	B	33.992	43.447	23.293	36.299	248.3

33 **DANIEL VALLE** SPA
YAMAHA MS RACING YAMAHA

1	1:57.075	34.442	32.310	21.921	28.402	257.8
2	1:55.697	32.724	32.398	22.019	28.556	257.8
3	1:55.970	32.926	32.331	22.083	28.630	258.4
4	1:56.046	33.043	32.504	21.929	28.570	259.0
5	1:56.217	32.989	32.547	22.156	28.525	259.0
6	1:56.404	32.997	32.676	22.084	28.647	259.6
7	1:56.213	32.950	32.602	22.079	28.582	259.6
8	1:56.286	33.071	32.619	21.991	28.605	260.2
9	1:56.354	33.019	32.569	22.162	28.604	260.2
10	1:56.249	33.173	32.574	22.023	28.479	260.2
11	1:56.242	33.156	32.538	21.964	28.584	259.0
12	1:57.529	33.051	32.670	22.115	29.693	259.0
13	1:56.491	33.074	32.612	22.244	28.561	264.1
14	1:56.882	33.159	32.704	22.381	28.638	260.2

37 **MAURO GONZALEZ** SPA
MDR SPAINCIRCUITS YAMAHA

1	2:00.642	35.955	33.223	22.824	28.640	259.6
---	----------	--------	--------	--------	---------------	-------

38 **JUAN RODRIGUEZ** SPA
YAMAHA

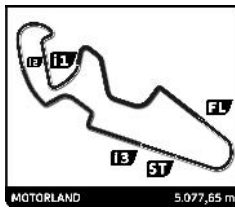
1	2:04.097	38.315	34.083	22.911	28.788	259.6
2	1:57.403	33.175	33.015	22.417	28.796	259.0
3	1:57.878	33.335	33.152	22.628	28.763	261.5
4	1:57.803	33.378	33.118	22.546	28.761	262.1
5	1:57.743	33.331	33.034	22.544	28.834	261.5
6	1:57.725	33.439	33.148	22.476	28.662	263.4
7	1:57.939	33.527	33.027	22.679	28.706	261.5
8	1:58.321	33.639	33.214	22.605	28.863	264.7
9	1:57.979	33.690	33.007	22.488	28.794	265.4
10	1:58.377	33.603	33.127	22.968	28.679	262.8
11	1:58.249	33.651	33.138	22.667	28.793	263.4
12	1:57.731	33.457	32.999	22.645	28.630	258.4
13	1:57.591	33.214	33.072	22.449	28.856	258.4
14	1:58.242	33.446	33.250	22.752	28.794	260.2

39 **BORJA QUERO** SPA
I+DENT RACING TEAM YAMAHA

1	2:00.890	36.609	33.186	22.662	28.433	265.4
2	1:55.972	32.930	32.484	21.890	28.668	256.5
3	1:56.345	32.777	32.683	22.140	28.745	255.3
4	1:56.302	33.044	32.508	22.025	28.725	259.6
5	1:56.423	33.019	32.547	22.240	28.617	255.9
6	1:56.497	33.031	32.636	22.096	28.734	255.9
7	1:56.928	33.106	32.771	22.165	28.886	255.3
8	1:56.781	33.247	32.645	22.051	28.838	255.3
9	1:57.305	33.279	32.861	22.217	28.948	255.3
10	1:57.125	33.290	32.817	22.185	28.833	254.1
11	1:57.052	33.218	32.679	22.188	28.967	252.9
12	1:57.272	33.167	32.752	22.356	28.997	252.9
13	1:57.477	33.223	32.797	22.409	29.048	254.1
14	1:57.832	33.498	32.794	22.440	29.100	252.9

43 **SIMON JESPERSEN** DEN
H43 TEAM NOBBY YAMAHA

1	1:58.232	34.773	32.754	22.005	28.700	256.5
2	1:56.574	32.879	32.748	22.054	28.893	255.9
3	1:56.704	32.590	33.455	22.188	28.471	262.1
4	1:56.037	32.885	32.619	22.046	28.487	262.1
5	1:56.069	32.823	32.671	21.967	28.608	261.5
6	1:55.877	32.790	32.650	21.982	28.455	259.0
7	1:56.115	32.930	32.593	21.969	28.623	260.9
8	1:56.452	33.027	32.879	22.031	28.515	258.4



Supersport

RFME Campeonato de España de Superbike

Carrera 2

Sector Analysis

— Invalidated Lap ■ Personal Best ■ Session Best B Crossing the pit lane

Lap	Time	Sector 1	Sector 2	Sector 3	Sector 4	T.Sp	Lap	Time	Sector 1	Sector 2	Sector 3	Sector 4	T.Sp
9	1:56.375	32.979	32.661	22.076	28.659	259.0	7	2:00.196	34.078	33.571	22.858	29.689	252.3
10	1:56.545	32.987	32.710	22.113	28.735	257.8	8	1:59.942	34.004	33.610	22.673	29.655	250.6
11	1:57.095	33.251	32.774	22.244	28.826	257.8	9	2:00.114	34.084	33.680	22.650	29.700	249.4
12	1:57.404	33.212	33.020	22.315	28.857	255.9	10	2:00.313	34.430	33.647	22.625	29.611	251.2
13	1:57.362	33.292	32.875	22.382	28.813	256.5	11	2:00.195	34.166	33.759	22.471	29.799	247.1
14	1:57.166	33.314	32.780	22.257	28.815	256.5	12	2:00.124	34.182	33.590	22.635	29.717	248.8
							13	2:00.061	34.266	33.585	22.493	29.717	250.0
							14	2:00.962	34.195	33.643	23.186	29.938	248.8

47 **LUIS MIGUEL VERDUGO** SPA
DR7 HMAX YAMAHA

1	2:06.874	39.940	34.140	23.456	29.338	264.7
2	1:59.289	33.784	33.455	23.215	28.835	264.1
3	1:58.657	33.223	33.614	22.980	28.840	259.6
4	1:58.105	33.304	33.221	22.619	28.961	262.1
5	1:58.318	33.501	33.120	22.800	28.897	262.8
6	1:58.866	33.656	33.313	22.901	28.996	259.0
7	1:58.257	33.505	33.262	22.549	28.941	260.2
8	1:58.035	33.566	33.085	22.465	28.919	260.2
9	1:57.907	33.321	33.083	22.571	28.932	261.5
10	1:58.352	33.452	33.354	22.703	28.843	262.8
11	1:59.478	34.169	33.445	22.801	29.063	260.9
12	1:58.936	33.612	33.471	22.851	29.002	262.1
13	1:58.914	33.932	33.322	22.704	28.956	262.1
14	1:58.029	33.415	32.953	22.638	29.023	262.8

50 **ONDREJ VOSTATEK** CZE
GM FUEL-VRC TEAM YAMAHA

1	2:07.079	40.787	34.107	23.166	29.019	260.2
2	1:59.499	34.035	33.244	23.212	29.008	258.4
3	1:59.864	33.953	33.675	23.051	29.185	260.9
4	1:58.504	33.515	33.406	22.692	28.891	257.1
5	1:58.221	33.463	33.250	22.427	29.081	255.9

52 **GUILLEM ERILL** SPA
DEZA-BOX 77 RACING TEAM KAWASAKI

1	2:04.834	38.576	34.010	23.244	29.004	259.0
2	1:58.898	33.855	33.140	22.952	28.951	250.0
3	1:58.310	33.579	33.057	22.609	29.065	255.3
4	1:58.590	33.749	33.212	22.701	28.928	255.9
5	1:58.736	33.695	33.166	22.982	28.893	259.6
6	1:58.482	33.760	33.129	22.775	28.818	260.2
7	1:58.199	33.685	33.032	22.731	28.751	261.5
8	1:57.825	33.446	33.129	22.383	28.867	256.5
9	1:57.947	33.470	32.994	22.551	28.932	255.9
10	1:57.602	33.400	32.913	22.375	28.914	255.3
11	1:57.940	33.543	32.976	22.434	28.987	252.3
12	1:57.694	33.352	32.959	22.349	29.034	251.7
13	1:58.096	33.449	33.097	22.477	29.073	254.1
14	1:58.012	33.538	32.986	22.498	28.990	253.5

53 **DANIEL GONZALEZ** SPA
SP57 RACING TEAM YAMAHA

1	2:04.111	37.888	33.928	22.925	29.370	254.1
2	1:59.329	34.027	33.434	22.575	29.293	251.7
3	1:59.395	34.265	33.283	22.575	29.272	254.7
4	1:59.872	34.140	33.676	22.737	29.319	256.5
5	2:00.432	34.042	33.268	22.531	30.591	259.0
6	2:00.111	34.187	33.699	22.739	29.486	253.5

54 **MICHAL BULIK** SVK
NEW2 PROJECT YAMAHA

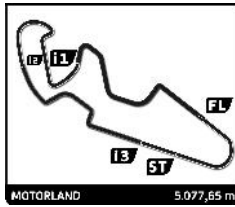
1	2:02.132	36.771	33.441	22.889	29.031	261.5
2	1:58.057	33.361	33.241	22.316	29.139	259.6
3	1:58.438	33.826	33.068	22.474	29.070	260.9
4	1:57.804	33.398	33.250	22.361	28.795	260.2
5	1:57.482	33.278	33.119	22.365	28.720	261.5
6	1:57.749	33.375	33.203	22.439	28.732	260.2
7	1:58.189	33.650	33.155	22.637	28.747	262.8
8	1:57.927	33.403	33.237	22.379	28.908	259.6
9	1:58.352	33.551	33.320	22.496	28.985	260.9
10	1:59.102	33.563	33.470	23.216	28.853	260.2
11	1:58.239	33.478	33.311	22.413	29.037	257.1
12	1:58.365	33.793	33.269	22.359	28.944	259.0
13	1:58.830	33.759	33.343	22.685	29.043	259.0
14	1:58.750	33.920	33.302	22.620	28.908	261.5

57 **KENNY KOSKINEN** FIN
KALLIO RACING JUNIOR TEAM YAMAHA

1	2:01.818	36.138	33.165	22.542	29.973	255.9
2	1:58.231	33.482	33.101	22.404	29.244	252.9
3	1:58.199	33.364	33.159	22.619	29.057	253.5
4	1:57.651	33.281	33.092	22.417	28.861	259.0
5	1:57.400	33.263	32.996	22.377	28.764	260.2
6	1:57.806	33.562	33.074	22.376	28.794	260.9
7	1:57.822	33.308	33.032	22.329	29.153	254.7
8	1:58.450	33.693	33.235	22.369	29.153	254.1
9	1:58.513	33.441	33.278	22.573	29.221	258.4
10	1:58.309	33.333	33.444	22.476	29.056	255.9
11	1:58.236	33.452	33.115	22.437	29.232	254.1
12	1:58.092	33.412	33.200	22.579	28.901	257.8
13	1:58.020	33.509	33.083	22.497	28.931	255.9
14	1:58.291	33.424	33.273	22.691	28.903	254.1

64 **DAVIDE FABBRI** ITA
H43 TEAM NOBBY YAMAHA

1	2:07.867	40.206	34.475	23.206	29.980	253.5
2	2:01.699	34.685	34.059	23.221	29.734	251.7
3	2:01.302	34.497	33.885	23.033	29.887	249.4
4	2:01.250	34.308	34.035	23.156	29.751	249.4
5	2:02.351	34.611	34.204	23.455	30.081	246.6
6	2:01.973	34.385	34.416	23.179	29.993	249.4
7	2:02.137	34.662	34.466	23.123	29.886	250.0
8	2:02.659	34.924	34.579	23.199	29.957	248.8
9	2:02.476	34.541	34.366	23.333	30.236	245.5
10	2:01.961	34.414	34.237	23.303	30.007	248.3
11	2:01.974	34.469	34.328	23.263	29.914	247.1
12	2:01.626	34.158	34.282	23.339	29.847	247.1



Supersport

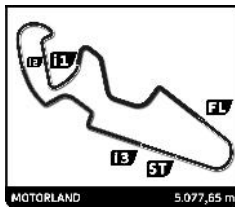
RFME Campeonato de España de Superbike

Carrera 2

Sector Analysis

— Invalidated Lap ■ Personal Best ■ Session Best B Crossing the pit lane

Lap	Time	Sector 1	Sector 2	Sector 3	Sector 4	T.SpD	Lap	Time	Sector 1	Sector 2	Sector 3	Sector 4	T.SpD
13	2:01.874	34.364	34.251	23.350	29.909	246.6	3	1:59.932	33.902	33.700	23.052	29.278	256.5
14	2:01.977	34.290	34.356	23.483	29.848	248.8	4	2:00.293	33.945	33.832	23.038	29.478	255.3
71	KIMI PATOVA					FIN	5	2:00.542	34.070	33.767	22.813	29.892	255.3
	RAM RACING YAMAHA					YAMAHA	6	2:01.841	34.454	34.025	23.636	29.726	253.5
1	2:06.676	39.115	34.490	23.463	29.608	262.1	7	2:00.961	34.297	33.825	23.038	29.801	255.3
2	2:00.250	34.985	33.555	22.735	28.975	260.2	8	2:01.297	34.540	34.065	22.948	29.744	256.5
3	2:00.238	34.960	33.442	22.747	29.089	258.4	9	2:00.841	34.670	33.737	22.893	29.541	253.5
4	1:59.859	33.921	33.784	22.912	29.242	260.9	10	2:01.794	34.648	34.321	23.133	29.692	253.5
5	1:59.619	33.975	33.410	22.687	29.547	257.1	11	2:01.718	34.719	34.186	23.011	29.802	251.2
6	2:00.879	34.194	33.689	23.675	29.321	254.1	12	2:01.364	34.527	34.069	23.048	29.720	251.2
7	1:59.921	33.981	33.520	23.001	29.419	255.3	13	2:01.311	34.509	34.082	22.928	29.792	251.2
8	2:00.324	34.255	33.690	22.848	29.531	254.7	14	2:01.615	34.548	34.112	23.116	29.839	250.0
9	2:00.229	34.068	33.636	23.017	29.508	253.5	85	PEDRO NUNO ROMERO					POR
10	1:59.859	34.123	33.663	22.636	29.437	253.5		YAMAHA GV STRATOS					YAMAHA
11	2:00.000	34.017	33.685	22.674	29.624	251.2	1	1:59.373	35.646	33.044	22.148	28.535	259.0
12	1:59.631	34.089	33.437	22.684	29.421	257.8	2	1:56.633	33.041	32.776	22.066	28.750	254.7
13	1:59.813	34.085	33.540	22.892	29.296	257.8	3	1:56.487	32.963	32.777	22.079	28.668	255.9
14	1:59.654	33.989	33.632	22.763	29.270	256.5	4	1:56.729	32.977	32.875	22.051	28.826	256.5
77	ANDREA SIBAJA					SPA	5	1:56.794	32.920	32.816	22.173	28.885	254.1
	DEZA - BOX 77 RACING TEAM					KAWASAKI	6	1:56.686	33.118	32.802	22.163	28.603	259.0
1	2:11.700	41.207	35.700	24.316	30.477	253.5	7	1:57.143	33.194	32.903	22.107	28.939	255.9
2	2:06.439	36.473	35.259	24.066	30.641	251.7	8	1:56.874	33.183	32.810	22.139	28.742	258.4
3	2:05.569	35.853	35.191	24.136	30.389	252.3	9	1:56.870	33.275	32.754	22.110	28.731	260.2
4	2:05.353	35.992	35.006	23.881	30.474	252.9	10	1:57.291	33.379	32.823	22.240	28.849	256.5
5	2:04.704	35.959	34.909	23.661	30.175	254.7	11	1:56.861	33.191	32.776	22.083	28.811	257.1
6	2:05.244	35.620	35.178	24.112	30.334	254.7	12	1:57.301	33.391	32.835	22.168	28.907	255.9
7	2:05.050	35.747	35.092	23.734	30.477	252.9	13	1:57.426	33.375	32.822	22.289	28.940	259.0
8	2:06.155	35.548	35.144	24.750	30.713	252.3	14	1:57.828	33.214	32.862	22.850	28.902	253.5
9	2:05.029	35.730	35.030	24.032	30.237	253.5	86	MARIO MAYOR					SPA
10	2:06.018	35.707	35.460	24.134	30.717	252.9		ANDOTRANS TEAM TORRENTÓ					YAMAHA
11	2:51.373	35.692	35.111	24.155	1:16.415	248.8	1	2:05.263	39.231	34.239	22.839	28.954	260.2
12	2:07.605	36.964	35.611	24.195	30.835	253.5	2	1:58.904	33.854	33.424	22.740	28.886	262.8
13	2:06.306	36.162	35.480	24.576	30.088	255.9	3	1:58.775	33.721	33.359	22.635	29.060	260.2
78	ANGEL HEREDIA					SPA	4	1:58.988	33.679	33.490	22.641	29.178	256.5
	MDR SPAINCIRCUITS					YAMAHA	5	1:58.777	33.622	33.353	22.731	29.071	256.5
1	2:06.771	39.640	34.237	23.450	29.444	266.0	6	1:58.767	33.711	33.249	22.647	29.160	257.8
2	1:58.529	33.694	33.459	22.668	28.708	259.6	7	1:58.296	33.786	33.219	22.383	28.908	262.1
3	1:58.901	33.865	33.590	22.623	28.823	257.8	8	1:58.117	33.467	33.204	22.510	28.936	260.9
4	1:58.294	33.564	33.106	22.814	28.810	265.4	9	1:58.125	33.314	33.212	22.660	28.939	262.1
5	1:58.465	33.579	33.116	22.938	28.832	262.8	10	1:58.379	33.485	33.400	22.672	28.822	261.5
6	1:58.560	33.719	33.161	22.808	28.872	264.7	11	1:59.359	34.106	33.349	22.683	29.221	255.9
7	1:57.920	33.545	32.975	22.549	28.851	259.6	12	1:58.799	33.556	33.325	22.596	29.322	253.5
8	1:57.880	33.534	33.023	22.534	28.789	260.9	13	1:58.681	33.599	33.398	22.506	29.178	255.9
9	1:58.378	33.464	33.478	22.603	28.833	261.5	14	1:58.662	33.667	33.235	22.634	29.126	259.0
10	1:58.480	33.621	33.230	22.805	28.824	267.3	91	MIHAIL FLOROV					BUL
11	1:59.721	34.498	33.394	22.760	29.069	255.9		YAMAHA GV STRATOS					YAMAHA
12	1:58.999	33.611	33.500	22.855	29.033	256.5	1	2:07.920	40.564	34.297	23.524	29.535	261.5
13	1:59.669	33.814	33.235	22.821	29.799	260.9	2	1:59.591	33.949	33.627	22.799	29.216	259.0
14	1:58.249	33.586	32.863	22.743	29.057	255.3	3	1:59.406	33.685	33.460	22.845	29.416	257.1
81	FELIX NASSI					FIN	4	2:00.343	34.001	33.736	22.939	29.667	259.6
	MDR SPAINCIRCUITS					YAMAHA	5	2:00.352	34.501	33.717	22.800	29.334	257.8
1	2:05.117	37.584	34.793	23.305	29.435	257.1	6	2:00.274	33.777	33.582	23.418	29.497	258.4
2	2:00.015	34.307	33.772	22.752	29.184	257.1	7	2:00.821	34.284	33.748	23.123	29.666	254.7
							8	1:59.925	33.991	33.626	22.868	29.440	256.5



Supersport

RFME Campeonato de España de Superbike

Carrera 2

Sector Analysis

— Invalidated Lap ■ Personal Best ■ Session Best B Crossing the pit lane

Lap	Time	Sector 1	Sector 2	Sector 3	Sector 4	T.Sp	Lap	Time	Sector 1	Sector 2	Sector 3	Sector 4	T.Sp
9	1:59.748	33.908	33.690	22.680	29.470	255.3	9	1:57.870	33.458	32.985	22.281	29.146	252.3
10	1:59.814	33.988	33.684	22.774	29.368	256.5	10	1:57.900	33.530	33.122	22.156	29.092	252.9
11	1:59.747	33.892	33.604	22.769	29.482	257.1	11	1:57.796	33.374	32.997	22.240	29.185	249.4
12	1:59.393	33.788	33.471	22.630	29.504	252.3	12	1:58.165	33.456	33.040	22.373	29.296	250.0
13	1:59.790	34.051	33.541	22.677	29.521	251.7	13	1:58.262	33.488	33.034	22.552	29.188	251.2
14	1:59.929	33.962	33.700	22.627	29.640	254.1	14	1:59.102	33.627	33.323	22.739	29.413	250.6

92 **NIL ROIG** SPA
SP57 RACING TEAM YAMAHA

1	2:02.487	36.321	33.162	23.188	29.816	262.8
2	1:58.154	33.820	33.097	22.489	28.748	262.1
3	1:57.749	33.539	33.091	22.449	28.670	264.7
4	1:57.601	33.351	33.256	22.425	28.569	263.4
5	1:57.738	33.477	33.077	22.437	28.747	262.8
6	1:57.682	33.270	33.256	22.410	28.746	262.8
7	1:57.972	33.708	33.036	22.330	28.898	258.4
8	1:58.158	33.622	33.234	22.399	28.903	263.4
9	1:58.024	33.459	33.186	22.597	28.782	257.8
10	1:59.042	33.516	34.088	22.757	28.681	258.4
11	1:57.666	33.137	33.182	22.507	28.840	262.8
12	1:57.985	33.350	33.245	22.576	28.814	259.6

93 **MATHIAS POULSEN** DEN
MDS RACING TEAM HONDA

1	2:03.435	38.203	33.719	22.608	28.905	258.4
2	1:57.576	33.555	32.848	22.411	28.762	257.8
3	1:58.042	33.510	33.139	22.655	28.738	259.0
4	1:57.736	33.408	33.190	22.459	28.679	261.5
5	1:57.554	33.409	33.036	22.408	28.701	260.9

94 **ANDRES P. GONZALEZ** ARG
EASYRACE TEAM YAMAHA

1	2:04.720	37.401	34.735	23.019	29.565	256.5
2	1:59.387	33.871	33.054	22.913	29.549	253.5
3	1:59.149	33.954	33.598	22.652	28.945	256.5
4	1:58.824	33.844	33.641	22.407	28.932	257.8
5	1:58.643	33.684	33.266	22.881	28.812	260.9
6	1:57.999	33.308	33.222	22.507	28.962	255.9
7	1:57.960	33.281	33.249	22.472	28.958	258.4
8	1:58.255	33.607	33.303	22.407	28.938	257.8
9	1:58.505	33.487	33.705	22.418	28.895	257.1
10	1:58.583	33.673	33.214	22.795	28.901	260.2
11	1:59.116	34.344	33.317	22.544	28.911	255.9
12	1:58.914	33.642	33.521	22.616	29.135	251.2
13	1:58.868	33.830	33.437	22.471	29.130	251.7
14	1:58.633	33.776	33.258	22.507	29.092	252.3

96 **DAVID SANCHIS** SPA
MRE TALENT YAMAHA

1	2:02.550	37.651	33.218	22.650	29.031	259.6
2	1:57.667	33.442	33.131	22.401	28.693	260.2
3	1:57.389	33.288	32.822	22.250	29.029	253.5
4	1:57.309	33.197	32.872	22.317	28.923	254.7
5	1:57.338	33.192	32.903	22.199	29.044	252.3
6	1:57.515	33.426	32.845	22.249	28.995	252.9
7	1:57.510	33.301	32.929	22.214	29.066	253.5
8	1:57.796	33.443	32.959	22.191	29.203	252.3