

PreMoto3/Promo3

RFME Campeonato de España de Superbike
Carrera 1 (8 Laps, 40,6 km.)

Classification

No	Rider	Nat	Team	Bike	Tires	Cl.	Laps	Total Time	Gap	Kph	Best Lap		
											Lap	Time	Kph
1	18 PABLO OLIVARES	SPA	GM FUEL-VRC TEAM	MIR RACING		PreMoto3	8	18:58.527	-	128.4	2	2:21.182	129.5
2	14 EDUARDO GUTIERREZ	SPA		BEON		PreMoto3	8	19:17.602	+19.075	126.3	8	2:20.254	130.3
3	16 ALVARO FUERTES	SPA	FUERTES TEAM	BEON		PreMoto3	8	19:18.029	+19.502	126.3	8	2:22.692	128.1
4	8 MARCO GARCIA	SPA	IGAXTEAM	BEON		PreMoto3	8	19:19.649	+21.122	126.1	8	2:21.862	128.8
5	57 RUBEN ROMERO	SPA	ILUSION TEAM	BEON		PreMoto3	8	19:19.668	+21.141	126.1	8	2:21.983	128.7
6	41 YVONNE CERPA	SPA	IGAXTEAM	BEON		PreMoto3	8	19:34.186	+35.659	124.5	6	2:24.386	126.6
7	58 JOSE LUIS ARMARIO	SPA	GM FUEL-VRC TEAM	MIR RACING		PreMoto3	8	19:47.831	+49.304	123.1	6	2:24.871	126.2
8	22 BEN RICHARD AUSTIN	GBR	AUSTIN RACING VHC LIQUI MOLY	BEON		PreMoto3	8	19:50.440	+51.913	122.8	3	2:26.466	124.8
9	54 JESUS RIOS	SPA	MRE TALENT	CORSE		Promo3	8	19:55.583	+57.056	122.3	3	2:26.188	125.0
10	94 MARC AGUILAR	SPA	QRG MOTOR RACING	BEON		PreMoto3	8	20:04.515	+1:05.988	121.4	7	2:28.031	123.5
11	35 ADRIAN COVARRUBIAS	SPA	PM MOTORSPORT	MIR RACING		Promo3	8	20:05.133	+1:06.606	121.3	8	2:28.436	123.1
12	49 XAVIER MARTINEZ	SPA	CUNA DE CAMPEONES	MIR RACING		Promo3	8	20:05.692	+1:07.165	121.3	6	2:28.320	123.2
13	37 MONTAGUE AMER	GBR	AUSTIN RACING VHC LIQUI MOLY	BEON		Promo3	8	20:12.496	+1:13.969	120.6	6	2:28.839	122.8
14	9 ELLIOT KASSIGIAN	FRA	CUNA DE CAMPEONES	MIR RACING		Promo3	8	20:44.343	+1:45.816	117.5	8	2:31.444	120.7
15	44 MARK PEREZ	SPA	CUNA DE CAMPEONES	MIR RACING		Promo3	8	20:45.312	+1:46.785	117.4	3	2:29.486	122.3
16	98 MIKA SIEBDRATH	GER	CUNA DE CAMPEONES	MIR RACING		Promo3	8	21:23.467	+2:24.940	113.9	5	2:37.985	115.7
17	15 MARTIM MARCO RAMOS	POR	CUNA DE CAMPEONES	MIR RACING		Promo3	7	19:27.264	1 Lap	109.6	6	2:43.494	111.8

Not classified

11	DAVID GONZALEZ	SPA	CUNA DE CAMPEONES	MIR RACING		Promo3	7	17:46.275			6	2:29.475	122.3
34	EITAN G. GRAS	URU	AUSTIN RACING VHC LIQUI MOLY	BEON		PreMoto3	1	2:27.174					
7	XAVI VIDAL	SPA	CUNA DE CAMPEONES	MIR RACING		Promo3							

Not Started

12	RUCHE MOODLEY	RSA	FIFTY MOTORSPORT	BEON		Promo3							
----	---------------	-----	------------------	------	--	--------	--	--	--	--	--	--	--

Pole Position:

JOSE LUIS ARMARIO	2:07.316	143.6 Kph
-------------------	-----------------	-----------

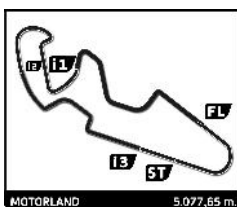
Fastest Lap:

Lap8	EDUARDO GUTIERREZ	2:20.254	130.3 Kph
------	-------------------	-----------------	-----------

Published at:

Track Status: **WET**

Race Director:	Timekeeper:
----------------	-------------



PreMoto3/Promo3

RFME Campeonato de España de Superbike

Carrera 1 (8 Laps, 40,6 km.)

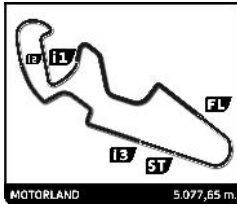
Classification by Class

No	Rider	Nat	Team	Bike	Laps	Total Time	Gap	Kph	Best Lap			
									Lap	Time	Kph	
PreMoto3												
1	18 PABLO OLIVARES	SPA	GM FUEL-VRC TEAM	MIR RACING	8	18:58.527		128.4	2	2:21.182	129.5	
2	14 EDUARDO GUTIERREZ	SPA		BEON	8	19:17.602	+19.075	126.3	8	2:20.254	130.3	
3	16 ALVARO FUERTES	SPA	FUERTES TEAM	BEON	8	19:18.029	+19.502	126.3	8	2:22.692	128.1	
4	8 MARCO GARCIA	SPA	IGAXTEAM	BEON	8	19:19.649	+21.122	126.1	8	2:21.862	128.8	
5	57 RUBEN ROMERO	SPA	ILUSION TEAM	BEON	8	19:19.668	+21.141	126.1	8	2:21.983	128.7	
6	41 YVONNE CERPA	SPA	IGAXTEAM	BEON	8	19:34.186	+35.659	124.5	6	2:24.386	126.6	
7	58 JOSE LUIS ARMARIO	SPA	GM FUEL-VRC TEAM	MIR RACING	8	19:47.831	+49.304	123.1	6	2:24.871	126.2	
8	22 BEN RICHARD AUSTIN	GBR	AUSTIN RACING VHC LIQUI MOLY	BEON	8	19:50.440	+51.913	122.8	3	2:26.466	124.8	
9	94 MARC AGUILAR	SPA	QRG MOTOR RACING	BEON	8	20:04.515	+1'05.988	121.4	7	2:28.031	123.5	
Not classified												
34	EITAN G. GRAS	URU	AUSTIN RACING VHC LIQUI MOLY	BEON	1	2:27.174	7 Laps					
Promo3												
1	54 JESUS RIOS	SPA	MRE TALENT	CORSE	8	19:55.583		122.3	3	2:26.188	125.0	
2	35 ADRIAN COVARRUBIAS	SPA	PM MOTORSPORT	MIR RACING	8	20:05.133	+9.550	121.3	8	2:28.436	123.1	
3	49 XAVIER MARTINEZ	SPA	CUNA DE CAMPEONES	MIR RACING	8	20:05.692	+10.109	121.3	6	2:28.320	123.2	
4	37 MONTAGUE AMER	GBR	AUSTIN RACING VHC LIQUI MOLY	BEON	8	20:12.496	+16.913	120.6	6	2:28.839	122.8	
5	9 ELLIOT KASSIGIAN	FRA	CUNA DE CAMPEONES	MIR RACING	8	20:44.343	+48.760	117.5	8	2:31.444	120.7	
6	44 MARK PEREZ	SPA	CUNA DE CAMPEONES	MIR RACING	8	20:45.312	+49.729	117.4	3	2:29.486	122.3	
7	98 MIKA SIEBRATH	GER	CUNA DE CAMPEONES	MIR RACING	8	21:23.467	+1'27.884	113.9	5	2:37.985	115.7	
8	15 MARTIN MARCO RAMOS	POR	CUNA DE CAMPEONES	MIR RACING	7	19:27.264	1 Lap	109.6	6	2:43.494	111.8	
Not classified												
11	DAVID GONZALEZ	SPA	CUNA DE CAMPEONES	MIR RACING	7	17:46.275	1 Lap		6	2:29.475	122.3	
7	XAVI VIDAL	SPA	CUNA DE CAMPEONES	MIR RACING			8 Laps					
Not Started												
12	RUCHE MOODLEY	RSA	FIFTY MOTORSPORT	BEON					8 Laps			

Published at:

Track Status: **WET**

Race Director:	Timekeeper:
----------------	-------------



PreMoto3/Promo3

RFME Campeonato de España de Superbike

Carrera 1 (8 Laps, 40,6 km.)

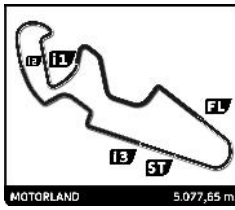
Classification by Group

No	Rider	Nat	Team	Bike	Laps	Total Time	Gap	Kph	Best Lap			
									Lap	Time	Kph	
C												
1	49 XAVIER MARTINEZ	SPA	CUNA DE CAMPEONES	MIR RACING	8	20:05.692		121.3	6	2:28.320	123.2	
2	9 ELLIOT KASSIGIAN	FRA	CUNA DE CAMPEONES	MIR RACING	8	20:44.343	+38.651	117.5	8	2:31.444	120.7	
3	44 MARK PEREZ	SPA	CUNA DE CAMPEONES	MIR RACING	8	20:45.312	+39.620	117.4	3	2:29.486	122.3	
4	98 MIKA SIEBRATH	GER	CUNA DE CAMPEONES	MIR RACING	8	21:23.467	+1'17.775	113.9	5	2:37.985	115.7	
5	15 MARTIM MARCO RAMOS	POR	CUNA DE CAMPEONES	MIR RACING	7	19:27.264	1 Lap	109.6	6	2:43.494	111.8	
Not classified												
11	DAVID GONZALEZ	SPA	CUNA DE CAMPEONES	MIR RACING	7	17:46.275	1 Lap		6	2:29.475	122.3	
7	XAVI VIDAL	SPA	CUNA DE CAMPEONES	MIR RACING			8 Laps					

Published at:

Track Status: **WET**

Race Director:	Timekeeper:
----------------	-------------



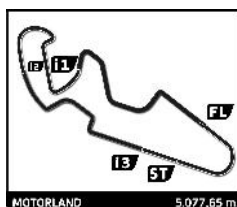
PreMoto3/Promo3

RFME Campeonato de España de Superbike

Carrera 1

Lap Chart

No	Pos	Grid	Lap							
			1	2	3	4	5	6	7	8
58	1	58	18	18	18	18	18	18	18	18
34	2	34	8	57	16	16	16	16	14	
8	3	8	16	57	16	57	8	8	14	16
16	4	16	8	16	8	8	57	57	57	8
18	5	18	14	14	14	14	14	14	8	57
14	6	14	57	22	22	22	41	41	41	41
94	7	94	22	54	54	41	22	22	58	58
41	8	41	41	41	41	54	54	54	22	22
7	9	7	54	58	58	58	58	58	54	54
35	10	35	58	94	94	94	94	94	94	94
22	11	22	94	37	37	37	37	37	35	35
49	12	49	37	35	35	35	35	35	49	49
57	13	57	35	49	49	49	49	49	37	37
11	14	11	44	44	44	11	11	11	11	9
44	15	44	49	11	11	44	44	44	44	44
54	16	54	11	9	9	9	9	9	9	98
15	17	15	9	98	98	98	98	98	98	98
37	18	37	98	15	15	15	15	15	15	
98	19	98	15							
12	20	12								
9	21	9								



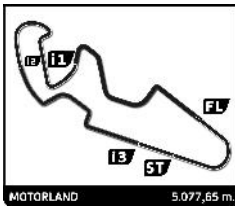
PreMoto3/Promo3

RFME Campeonato de España de Superbike

Carrera 1

Best Sector Times

Sector 1			Sector 2			Sector 3			Sector 4			Pos	No	Ideal Lap	Best Lap	
Pos	No Rider	Time	No Rider	Time	No Rider	Time	No Rider	Time	Pos	No						
1	14 E.GUTIERREZ	39.954	18 P.OLIVARES	39.129	18 P.OLIVARES	26.132	14 E.GUTIERREZ	34.014	1	14	2:20.254	2:20.254	(1)			
2	57 R.ROMERO	39.956	14 E.GUTIERREZ	39.158	57 R.ROMERO	26.705	16 A.FUERTES	34.756	2	18	2:20.559	2:21.182	(2)			
3	8 M.GARCIA	40.144	57 R.ROMERO	39.583	54 J.RIOS	26.785	8 M.GARCIA	34.954	3	57	2:21.317	2:21.983	(4)			
4	18 P.OLIVARES	40.199	8 M.GARCIA	39.665	16 A.FUERTES	26.802	57 R.ROMERO	35.073	4	8	2:21.683	2:21.862	(3)			
5	41 Y.CERPA	40.848	16 A.FUERTES	39.773	8 M.GARCIA	26.920	18 P.OLIVARES	35.099	5	16	2:22.240	2:22.692	(5)			
6	16 A.FUERTES	40.909	41 Y.CERPA	40.221	14 E.GUTIERREZ	27.128	34 E.GRAS	35.229	6	41	2:23.830	2:24.386	(6)			
7	58 J.ARMARIO	41.210	58 J.ARMARIO	40.428	41 Y.CERPA	27.169	41 Y.CERPA	35.592	7	58	2:24.703	2:24.871	(7)			
8	22 B.AUSTIN	41.442	54 J.RIOS	40.584	11 D.GONZALEZ	27.261	58 J.ARMARIO	35.630	8	54	2:25.696	2:26.188	(8)			
9	54 J.RIOS	41.504	34 E.GRAS	40.864	34 E.GRAS	27.265	22 B.AUSTIN	35.799	9	22	2:26.224	2:26.466	(9)			
10	11 D.GONZALEZ	41.674	35 A.COVARRUBIAS	41.006	49 X.MARTINEZ	27.432	94 M.AGUILAR	35.993	10	94	2:27.291	2:28.031	(10)			
11	49 X.MARTINEZ	41.810	49 X.MARTINEZ	41.132	58 J.ARMARIO	27.435	37 M.AMER	36.486	11	35	2:27.371	2:28.436	(12)			
12	37 M.AMER	41.901	22 B.AUSTIN	41.186	35 A.COVARRUBIAS	27.667	35 A.COVARRUBIAS	36.513	12	49	2:27.371	2:28.320	(11)			
13	94 M.AGUILAR	41.958	94 M.AGUILAR	41.229	22 B.AUSTIN	27.797	54 J.RIOS	36.823	13	37	2:27.461	2:28.839	(13)			
14	35 A.COVARRUBIAS	42.185	37 M.AMER	41.271	44 M.PEREZ	27.799	49 X.MARTINEZ	36.997	14	11	2:28.686	2:29.475	(14)			
15	44 M.PEREZ	42.690	11 D.GONZALEZ	41.301	37 M.AMER	27.803	44 M.PEREZ	37.020	15	44	2:29.388	2:29.486	(15)			
16	9 E.KASSIGIAN	42.986	44 M.PEREZ	41.879	94 M.AGUILAR	28.111	9 E.KASSIGIAN	37.716	16	9	2:31.032	2:31.444	(16)			
17	98 M.SIEBDRATH	44.653	9 E.KASSIGIAN	42.184	9 E.KASSIGIAN	28.146	11 D.GONZALEZ	38.450	17	98	2:37.104	2:37.985	(17)			
18	15 M.RAMOS	47.330	98 M.SIEBDRATH	43.667	98 M.SIEBDRATH	29.500	98 M.SIEBDRATH	39.284	18	15	2:43.390	2:43.494	(18)			



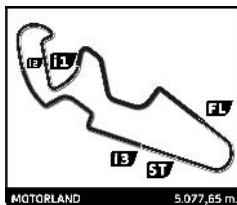
PreMoto3/Promo3

RFME Campeonato de España de Superbike

Carrera 1

Best Top Speed

No Rider	Team	Class	Top 1		Top 2		Top 3		Top 4		Top 5		Avg
			Kph	Lap	Kph	Lap	Kph	Lap	Kph	Lap	Kph	Lap	
14	EDUARDO GUTIERREZ	PreMoto3	207.3	4	206.9	1	206.9	2	206.9	3	206.5	5	206,9
8	MARCO GARCIA	IGAXTEAM	206.1	1	202.2	3	201.9	8	201.1	7	200.4	2	202,3
16	ALVARO FUERTES	FUERTES TEAM	206.1	3	203.8	2	203.0	4	202.2	1	200.0	8	203,0
57	RUBEN ROMERO	ILUSION TEAM	205.7	8	205.3	5	204.9	2	204.5	1	204.2	6	204,9
34	EITAN G. GRAS	AUSTIN RACING VHC LIQUI MOLY	205.3	1									205,3
41	YVONNE CERPA	IGAXTEAM	205.3	3	204.2	1	204.2	4	203.8	2	198.5	7	203,2
18	PABLO OLIVARES	GM FUEL-VRC TEAM	203.0	7	202.6	1	202.2	2	201.9	3	201.5	8	202,2
22	BEN RICHARD AUSTIN	AUSTIN RACING VHC LIQUI MOLY	201.5	3	201.1	2	200.4	5	200.0	1	200.0	4	200,6
94	MARC AGUILAR	QRG MOTOR RACING	201.1	3	200.7	2	199.6	1	199.6	7	199.3	8	200,1
58	JOSE LUIS ARMARIO	GM FUEL-VRC TEAM	199.6	1	198.9	2	198.9	3	198.5	6	198.5	7	198,9
44	MARK PEREZ	CUNA DE CAMPEONES	194.6	3	191.5	1	186.2	5	186.2	8	184.0	4	188,5
37	MONTAGUE AMER	AUSTIN RACING VHC LIQUI MOLY	194.2	2	194.2	4	193.2	5	192.5	6	192.5	7	193,3
35	ADRIAN COVARRUBIAS	PM MOTORSPORT	193.2	6	191.5	2	189.8	4	189.5	3	189.5	5	190,7
49	XAVIER MARTINEZ	CUNA DE CAMPEONES	192.5	6	188.8	3	188.8	5	187.5	2	187.5	4	189,0
9	ELLIOT KASSIGIAN	CUNA DE CAMPEONES	186.2	2	185.9	3	185.6	7	185.2	1	184.6	8	185,5
54	JESUS RIOS	MRE TALENT	185.6	1	185.6	4	185.2	3	184.6	2	182.1	5	184,6
98	MIKA SIEBRATH	CUNA DE CAMPEONES	184.6	2	183.7	1	183.4	4	182.7	3	182.4	8	183,4
15	MARTIM MARCO RAMOS	CUNA DE CAMPEONES	184.3	2	182.7	3	181.8	1	181.5	7	181.2	4	182,3
11	DAVID GONZALEZ	CUNA DE CAMPEONES	171.4	4	169.8	2	169.3	3	169.3	6	169.3	7	169,8
7	XAVI VIDAL	CUNA DE CAMPEONES											
12	RUCHE MOODLEY	FIFTY MOTORSPORT											



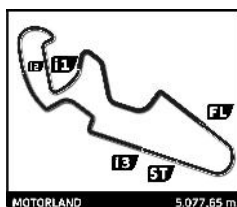
PreMoto3/Promo3

RFME Campeonato de España de Superbike

Carrera 1

Leader Sequence by Class

No Rider	Team	Bike	Start Lap	End Lap	Laps	Total Laps
PreMoto3						
18 PABLO OLIVARES	GM FUEL-VRC TEAM	MIR RACING	1	8	8	8
Promo3						
54 JESUS RIOS	MRE TALENT	CORSE	1	8	8	8



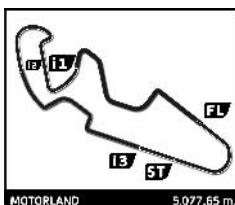
PreMoto3/Promo3

RFME Campeonato de España de Superbike

Carrera 1

Fastest Lap Sequence

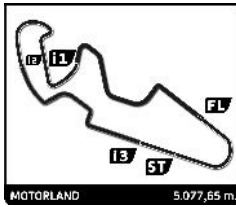
Elapsed	No Rider	Team	Bike	Class	Time	Kph	Lap
4:47.841	18 PABLO OLIVARES	GM FUEL-VRC TEAM	MIR RACING	PreMoto3	2:21.182	129.5	2
19:17.602	14 EDUARDO GUTIERREZ		BEON	PreMoto3	2:20.254	130.3	8



PreMoto3/Promo3
RFME Campeonato de España de Superbike
Carrera 1
Analysis by lap

Lapped

No	Lap Time	Gap	No	Lap Time	Gap	No	Lap Time	Gap	No	Lap Time	Gap	No	Lap Time	Gap		
Lap 1																
18	2:26.659	0.000	44	2:29.486	32.806	94	2:28.837	52.490								
34	2:27.174	0.515	11	2:30.182	35.924	37	2:28.839	53.123								
16	2:28.338	1.679	9	2:35.290	49.528	35	2:28.792	53.292								
8	2:28.354	1.695	98	2:40.944	1:01.790	49	2:28.320	53.679								
14	2:29.372	2.713	15	2:46.183	1:15.802	11	2:29.475	1:01.244								
57	2:29.875	3.216	Lap 4													
22	2:32.875	6.216	18	2:21.947												
41	2:33.215	6.556	16	2:25.396	14.673											
54	2:33.978	7.319	57	2:26.329	15.018											
58	2:37.997	11.338	8	2:25.794	15.129											
94	2:37.997	11.338	14	2:25.336	15.229											
37	2:38.271	11.612	22	2:27.689	23.015											
35	2:38.397	11.738	41	2:27.211	23.089											
44	2:39.238	12.579	54	2:27.672	23.379											
49	2:39.478	12.819	58	2:26.198	31.540											
11	2:42.204	15.545	94	2:29.671	38.112											
9	2:47.142	20.483	37	2:28.865	38.721											
98	2:49.131	22.472	35	2:28.813	39.093											
15	2:52.362	25.703	49	2:29.340	39.984											
Lap 2																
18	2:21.182															
8	2:26.853	7.366	11	2:30.306	44.283											
57	2:25.401	7.435	44	2:33.447	44.306											
16	2:27.211	7.708	9	2:34.980	1:02.561											
14	2:26.318	7.849	98	2:39.204	1:19.047											
22	2:27.050	12.084	15	2:46.702	1:40.557											
54	2:26.606	12.743	Lap 5													
41	2:28.155	13.529	18	2:21.286												
58	2:30.278	20.434	16	2:23.089	16.476											
94	2:32.458	22.614	8	2:23.813	17.656											
37	2:32.743	23.173	57	2:24.099	17.831											
35	2:32.794	23.350	14	2:24.162	18.105											
49	2:32.365	24.002	41	2:24.723	26.526											
44	2:33.200	24.597	22	2:27.501	29.230											
11	2:32.656	27.019	54	2:27.611	29.704											
9	2:36.214	35.515	58	2:26.050	36.304											
98	2:40.833	42.123	94	2:29.363	46.189											
15	2:46.375	50.896	37	2:29.385	46.820											
Lap 3																
18	2:21.277															
57	2:24.478	10.636	35	2:29.229	47.036											
16	2:24.793	11.224	49	2:29.197	47.895											
8	2:25.193	11.282	11	2:31.308	54.305											
14	2:25.268	11.840	44	2:32.557	55.577											
22	2:26.466	17.273	9	2:34.236	1:15.511											
54	2:26.188	17.654	98	2:37.985	1:35.746											
41	2:25.573	17.825	15	2:44.593	2:03.864											
58	2:28.132	27.289	Lap 6													
94	2:29.051	30.388	18	2:22.536												
37	2:29.907	31.803	16	2:22.992	16.932											
35	2:30.154	32.227	8	2:23.448	18.568											
49	2:29.866	32.591	57	2:23.546	18.841											
Lap 7																
18	2:21.491															
15	2:43.494	1 Lap														
16	2:23.518	18.959														
14	2:23.441	20.970														
57	2:23.957	21.307														
8	2:24.332	21.409														
41	2:24.608	31.493														
58	2:27.808	44.956														
22	2:32.606	45.255														
54	2:32.627	46.559														
94	2:28.031	59.030														
35	2:28.518	1:00.319														
49	2:28.582	1:00.770														
37	2:30.246	1:01.878														
11	2:30.144	1:09.897														
44	2:44.802	1:31.256														
9	2:32.292	1:36.521														
98	2:38.737	2:09.019														
Lap 8																
18	2:22.149															
14	2:20.254	19.075														
16	2:22.692	19.502														
8	2:21.862	21.122														
57	2:21.983	21.141														
15	2:47.555	1 Lap														
41	2:26.315	35.659														
58	2:26.497	49.304														
22	2:28.807	51.913														
54	2:32.646	57.056														
94	2:29.107	1:05.988														
35	2:28.436	1:06.606														
49	2:28.544	1:07.165														
37	2:34.240	1:13.969														
9	2:31.444	1:45.816														
44	2:37.678	1:46.785														
98	2:38.070	2:24.940														



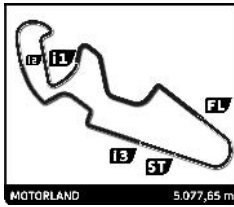
PreMoto3/Promo3

RFME Campeonato de España de Superbike

Carrera 1

Sector Analysis

Invalidated Lap							Personal Best							Session Best							Crossing the pit lane						
Lap	Time	Sector 1	Sector 2	Sector 3	Sector 4	T.Spd	Lap	Time	Sector 1	Sector 2	Sector 3	Sector 4	T.Spd	Lap	Time	Sector 1	Sector 2	Sector 3	Sector 4	T.Spd	Lap	Time	Sector 1	Sector 2	Sector 3	Sector 4	T.Spd
8	MARCO GARCIA						SPA																				
IGAXTEAM							BEON																				
1	2:28.354	44.436	41.234	27.631	35.053	206.1	2	2:27.211	42.234	41.107	28.055	35.815	203.8	3	2:24.793	41.770	40.542	27.277	35.204	206.1	4	2:25.396	42.126	40.566	27.405	35.299	203.0
2	2:26.853	41.939	41.169	27.711	36.034	200.4	5	2:23.089	41.100	39.946	26.802	35.241	199.3	6	2:22.992	40.909	39.784	26.978	35.321	197.8	7	2:23.518	41.375	39.820	27.070	35.253	199.3
3	2:25.193	41.833	40.594	27.168	35.598	202.2	8	2:22.692	40.966	39.773	27.197	34.756	200.0														
4	2:25.794	41.846	40.630	27.415	35.903	200.0																					
5	2:23.813	41.266	40.272	26.920	35.355	199.6																					
6	2:23.448	40.934	40.269	26.953	35.292	198.9																					
7	2:24.332	41.112	41.314	26.952	34.954	201.1																					
8	2:21.862	40.144	39.665	26.970	35.083	201.9																					
9	ELLIOT KASSIGIAN						FRA																				
CUNA DE CAMPEONES							MIR RACING																				
1	2:47.142	53.150	45.309	29.256	39.427	185.2																					
2	2:36.214	45.252	43.259	28.766	38.937	186.2																					
3	2:35.290	44.359	42.718	28.930	39.283	185.9																					
4	2:34.980	44.373	42.687	29.218	38.702	184.0																					
5	2:34.236	44.800	43.145	28.476	38.535	182.7																					
6	2:32.745	43.583	42.352	28.266	38.544	183.4																					
7	2:32.292	43.612	42.184	28.567	37.929	185.6																					
8	2:31.444	42.986	42.596	28.146	37.716	184.6																					
11	DAVID GONZALEZ						SPA																				
CUNA DE CAMPEONES							MIR RACING																				
1	2:42.204	50.765	43.455	28.476	39.508	169.0																					
2	2:32.656	43.709	42.205	27.680	39.062	169.8																					
3	2:30.182	42.674	41.301	27.261	38.946	169.3																					
4	2:30.306	42.438	41.415	27.382	39.071	171.4																					
5	2:31.308	43.567	41.328	27.728	38.685	168.7																					
6	2:29.475	41.720	41.538	27.767	38.450	169.3																					
7	2:30.144	42.016	42.161	27.346	38.621	169.3																					
14	EDUARDO GUTIERREZ						SPA																				
							BEON																				
1	2:29.372	44.875	41.463	27.709	35.325	206.9																					
2	2:26.318	41.816	40.828	28.047	35.627	206.9																					
3	2:25.268	41.973	40.582	27.573	35.140	206.9																					
4	2:25.336	41.765	40.412	27.747	35.412	207.3																					
5	2:24.162	41.540	40.098	27.446	35.078	206.5																					
6	2:23.451	41.190	40.204	27.355	34.702	205.3																					
7	2:23.441	41.237	40.939	27.144	34.121	204.5																					
8	2:20.254	39.954	39.158	27.128	34.014	204.9																					
15	MARTIM MARCO RAMOS						POR																				
CUNA DE CAMPEONES							MIR RACING																				
1	2:52.362	52.363	47.262	31.444	41.293	181.8																					
2	2:46.375	48.794	45.905	30.593	41.083	184.3																					
3	2:46.183	48.295	45.857	30.806	41.225	182.7																					
4	2:46.702	48.296	46.437	30.682	41.287	181.2																					
5	2:44.593	47.696	45.701	30.631	40.565	179.4																					
6	2:43.494	47.330	45.460	30.697	40.007	180.3																					
7	2:47.555	47.800	46.077	32.104	41.574	181.5																					
16	ALVARO FUERTES						SPA																				
FUERTES TEAM							BEON																				
1	2:28.338	44.303	41.289	27.410	35.336	202.2																					
18	PABLO OLIVARES						SPA																				
GM FUEL-VRC TEAM							MIR RACING																				
1	2:26.659	44.316	40.442	26.685	35.216	202.6																					
2	2:21.182	40.474	39.366	26.132	35.210	202.2																					
3	2:21.277	40.510	39.129	26.284	35.354	201.9																					
4	2:21.947	40.743	39.162	26.660	35.382	201.1																					
5	2:21.286	40.199	39.450	26.467	35.170	201.1																					
6	2:22.536	40.501	40.033	26.741	35.261	199.6																					
7	2:21.491	40.239	39.481	26.549	35.222	203.0																					
8	2:22.149	40.372	39.830	26.848	35.099	201.5																					
22	BEN RICHARD AUSTIN						GBR																				
AUSTIN RACING VHC LIQUI MOLY							BEON																				
1	2:32.875	46.109	42.129	28.412	36.225	200.0																					
2	2:27.050	42.089	41.230	27.932	35.799	201.1																					
3	2:26.466	41.442	41.186	27.813	36.025	201.5																					
4	2:27.689	42.041	41.276	27.797	36.575	200.0																					
5	2:27.501	42.241	41.203	28.040	36.017	200.4																					
6	2:27.446	41.585	41.288	28.385	36.188	197.8																					
7	2:32.606	45.284	42.409	28.394	36.519	197.8																					
8	2:28.807	42.494	41.749	28.391	36.173	199.3																					
34	EITAN G. GRAS						URU																				
AUSTIN RACING VHC LIQUI MOLY							BEON																				
1	2:27.174	43.816	40.864	27.265	35.229	205.3																					
35	ADRIAN COVARRUBIAS						SPA																				
PM MOTORSPORT							MIR RACING																				
1	2:38.397	47.820	43.358	29.364	37.855	186.5																					
2	2:32.794	44.515	42.609	28.608	37.062	191.5																					
3	2:30.154	43.129	41.673	27.917	37.435	189.5																					
4	2:28.813	43.059	41.017	27.965	36.772	189.8																					
5	2:29.229	42.185	41.486	29.045	36.513	189.5																					
6	2:28.792	42.339	41.006	28.640	36.807	193.2																					
7	2:28.518	42.570	41.146	27.667	37.135	184.0																					
8	2:28.436	42.231	41.258	28.069	36.878	184.9																					
37	MONTAGUE AMER						GBR																				
AUSTIN RACING VHC LIQUI MOLY							BEON																				
1	2:38.271	48.808	43.351	29.002	37.110	191.8																					
2	2:32.743	44.352	42.783	28.516	37.092	194.2																					
3	2:29.907	42.965	41.927	27.803	37.212	190.5																					
4	2:28.865	42.551	41.758	27.817	36.739	194.2																					
5	2:29.385	42.199	41.731	28.969	36.486	193.2																					
6	2:28.839	42.179	41.271	28.584	36.805	192.5																					
7	2:30.246	42.860	42.691	28.012	36.683	192.5																					
8	2:34.240	41.901	42.760	29.623	39.956	185.6																					



PreMoto3/Promo3

RFME Campeonato de España de Superbike

Carrera 1

Sector Analysis

— Invalidated Lap ■ Personal Best ■ Session Best B Crossing the pit lane

Lap	Time	Sector 1	Sector 2	Sector 3	Sector 4	T.Sp	Lap	Time	Sector 1	Sector 2	Sector 3	Sector 4	T.Sp		
41	YVONNE CERPA						SPA	58	JOSE LUIS ARMARIO						SPA
	IGAXTEAM						BEON		GM FUEL-VRC TEAM						MIR RACING
1	2:33.215	45.663	42.404	29.056	36.092	204.2	1	2:37.997	47.459	43.372	29.573	37.593	199.6		
2	2:28.155	42.511	41.587	27.949	36.108	203.8	2	2:30.278	44.039	41.750	27.945	36.544	198.9		
3	2:25.573	41.856	40.775	27.350	35.592	205.3	3	2:28.132	42.458	41.284	27.973	36.417	198.9		
4	2:27.211	41.610	41.723	27.608	36.270	204.2	4	2:26.198	42.026	40.523	27.435	36.214	197.4		
5	2:24.723	41.354	40.459	27.169	35.741	197.4	5	2:26.050	41.660	40.722	27.575	36.093	197.8		
6	2:24.386	41.146	40.221	27.293	35.726	197.1	6	2:24.871	41.210	40.428	27.603	35.630	198.5		
7	2:24.608	40.848	40.610	27.413	35.737	198.5	7	2:27.808	41.423	42.047	28.295	36.043	198.5		
8	2:26.315	41.232	41.240	27.885	35.958	197.4	8	2:26.497	41.470	40.975	27.693	36.359	196.7		
44	MARK PEREZ						SPA	94	MARC AGUILAR						SPA
	CUNA DE CAMPEONES						MIR RACING		QRG MOTOR RACING						BEON
1	2:39.238	48.624	43.666	29.183	37.765	191.5	1	2:37.997	46.601	43.852	29.730	37.814	199.6		
2	2:33.200	44.371	42.827	28.197	37.805	181.5	2	2:32.458	44.339	42.926	28.504	36.689	200.7		
3	2:29.486	42.690	41.879	27.897	37.020	194.6	3	2:29.051	43.262	41.486	28.310	35.993	201.1		
4	2:33.447	42.743	41.943	27.799	40.962	184.0	4	2:29.671	42.708	42.395	28.111	36.457	198.9		
5	2:32.557	43.660	42.414	28.445	38.038	186.2	5	2:29.363	42.238	42.067	29.028	36.030	198.2		
6	2:34.904	43.888	43.082	29.183	38.751	183.1	6	2:28.837	42.235	41.725	28.364	36.513	198.5		
7	2:44.802	51.429	44.213	29.565	39.595	183.4	7	2:28.031	41.958	41.702	28.370	36.001	199.6		
8	2:37.678	46.064	44.685	28.935	37.994	186.2	8	2:29.107	42.622	41.229	28.674	36.582	199.3		
49	XAVIER MARTINEZ						SPA	98	MIKA SIEBRATH						GER
	CUNA DE CAMPEONES						MIR RACING		CUNA DE CAMPEONES						MIR RACING
1	2:39.478	48.017	43.598	29.201	38.662	184.9	1	2:49.131	52.822	46.110	30.100	40.099	183.7		
2	2:32.365	43.982	42.588	28.374	37.421	187.5	2	2:40.833	46.442	44.434	30.100	39.857	184.6		
3	2:29.866	42.836	41.988	27.637	37.405	188.8	3	2:40.944	46.758	44.329	30.134	39.723	182.7		
4	2:29.340	43.156	41.433	27.432	37.319	187.5	4	2:39.204	46.079	44.341	29.500	39.284	183.4		
5	2:29.197	42.112	41.213	28.687	37.185	188.8	5	2:37.985	44.772	43.667	29.669	39.877	180.3		
6	2:28.320	41.810	41.132	28.381	36.997	192.5	6	2:38.563	45.095	44.049	29.867	39.552	182.1		
7	2:28.582	42.319	41.408	27.457	37.398	184.0	7	2:38.737	45.004	43.853	30.240	39.640	180.9		
8	2:28.544	41.915	41.469	27.570	37.590	184.9	8	2:38.070	44.653	43.956	29.828	39.633	182.4		
54	JESUS RIOS						SPA								
	MRE TALENT						CORSE								
1	2:33.978	46.850	42.231	27.820	37.077	185.6									
2	2:26.606	42.122	40.732	26.785	36.967	184.6									
3	2:26.188	41.545	40.584	27.117	36.942	185.2									
4	2:27.672	42.016	41.167	27.666	36.823	185.6									
5	2:27.611	41.504	41.128	27.688	37.291	182.1									
6	2:28.255	41.872	41.350	27.723	37.310	182.1									
7	2:32.627	43.408	43.335	28.380	37.504	181.5									
8	2:32.646	43.490	42.507	28.081	38.568	173.1									
57	RUBEN ROMERO						SPA								
	ILUSION TEAM						BEON								
1	2:29.875	45.560	41.239	27.614	35.462	204.5									
2	2:25.401	41.454	40.434	27.759	35.754	204.9									
3	2:24.478	41.267	40.584	26.919	35.708	201.1									
4	2:26.329	41.984	40.853	27.338	36.154	197.8									
5	2:24.099	41.044	40.397	26.705	35.953	205.3									
6	2:23.546	41.180	40.210	26.893	35.263	204.2									
7	2:23.957	40.975	40.973	26.936	35.073	199.6									
8	2:21.983	39.956	39.583	27.166	35.278	205.7									